



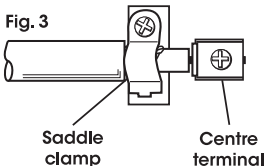
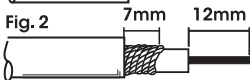
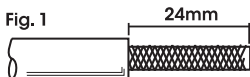
# Surface Mounted Coax TV/Radio Aerial Splitter

19123QR User Guide

## Installation Instructions

The splitter can be used to split the signal from an FM or DAB radio aerial or TV aerial.

- 1.Strip 24mm of the outer sheath from the aerial download, pull back braid and tear off or cut off foil if present.
- 2.Twist braid together and wrap around inner insulation as shown, strip 12mm from inner insulation to expose central conductor.
- 3.Loosen terminal and saddle clamp screws and insert cable as shown in Fig. 3. Tighten all screws and trim away any loose strands of braid.



Customer Careline: **08457 573 479**

**(Local Rate - UK Only)**

Technical Support:

[www.slxtechnology.com/support](http://www.slxtechnology.com/support)



UK Distributor:

Philex Electronic Ltd,  
Philex House, London Road,  
Bedford, MK42 0NX, UK.

© Philex Electronic Ltd. 2021. vb1.1