

5059340064840

V30420

Flomasta



Contents



Product description 4



Safety 5



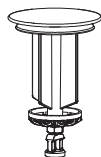
Assembly 6



Care and maintenance 9



WARNING! Please read all safety warnings carefully and be sure that they are fully understood before handling the product.



[01] x1



[02] x1



[03] x1



[04] x1



[05] x1



[06] x1



[07] x1



[08] x1



[09] x1



[10] x1



[11] x1



[12] x1



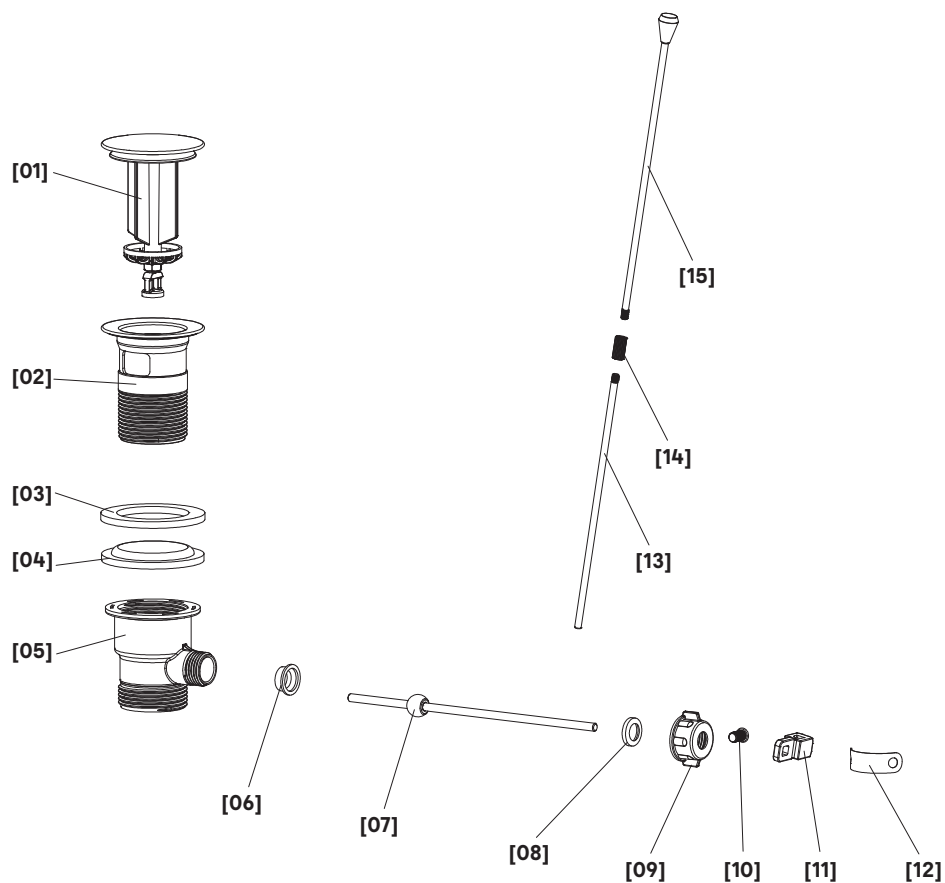
[13] x1



[14] x1



[15] x1





Safety

5

Before you start

- Don't rush, read the instructions first and familiarise yourself with the sequence before you begin.
- Make sure you have all of the parts listed. Check all of the packaging as components may be concealed; do not dispose of packaging until you have located all of the parts.
- Failure to follow these instructions may result in personal injury, damage to the product and your property.
- For domestic use only.

Safety

- Do not overtighten nuts as this could cause damage to the product over time.
- Using strong clamping force from tools can also damage the product and finish. Please take care if such tools are used.
- Do not use sealants or glue that is not already supplied with the product when installing, as damage may occur over time.
- Some parts could be hazardous to small children.
- This product must be installed by a suitably competent person.

**IMPORTANT -
RETAIN THIS
INFORMATION
FOR FUTURE
REFERENCE:
READ CAREFULLY**



Assembly

6

01



[02] x1



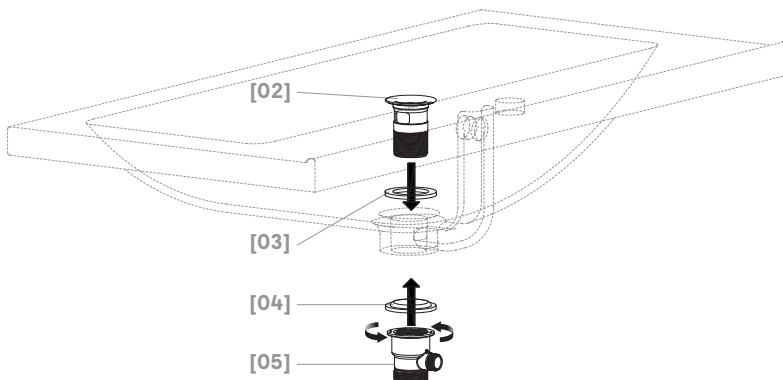
[03] x1



[04] x1



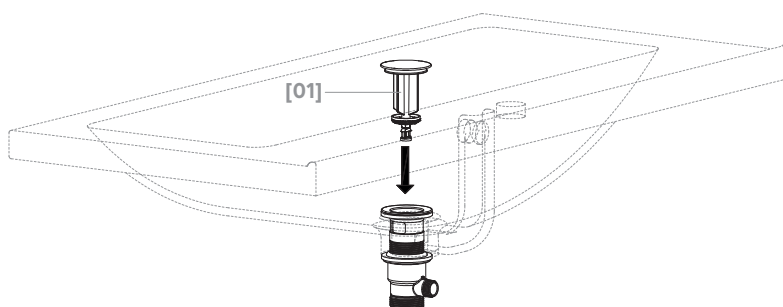
[05] x1



02



[01] x1





Assembly

03



[06] x1



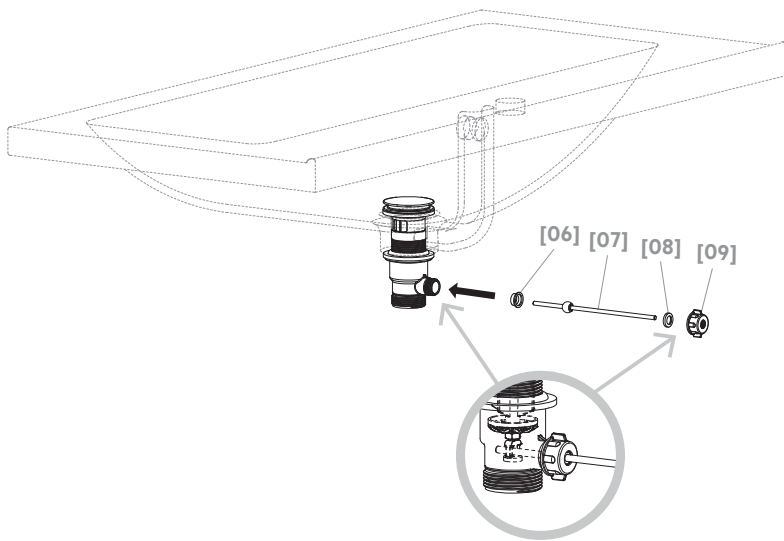
[07] x1



[08] x1



[09] x1



04



[13] x1



[14] x1



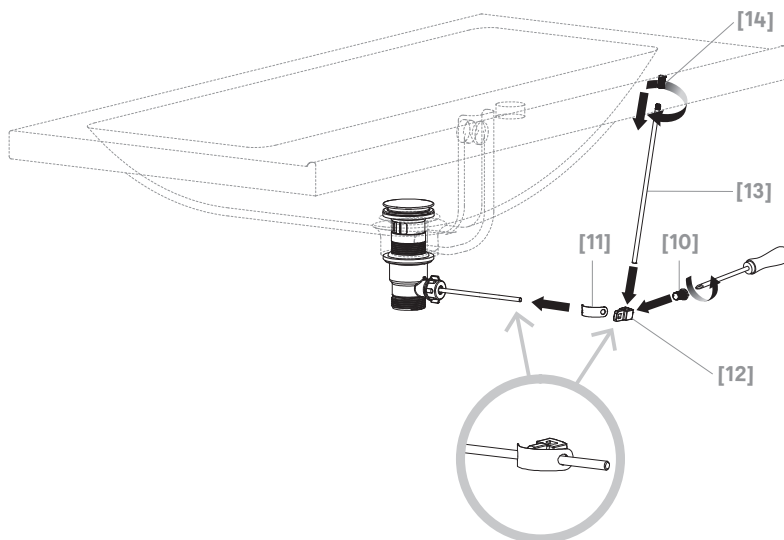
[11] x1



[12] x1



[10] x1

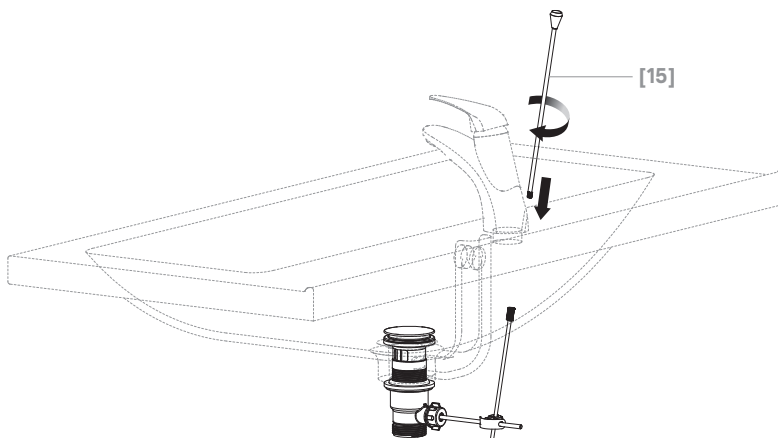




Assembly

05

[15] x1






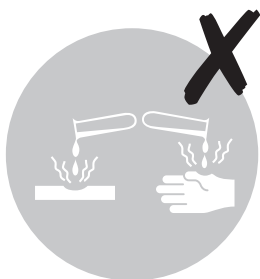
Care and maintenance

9

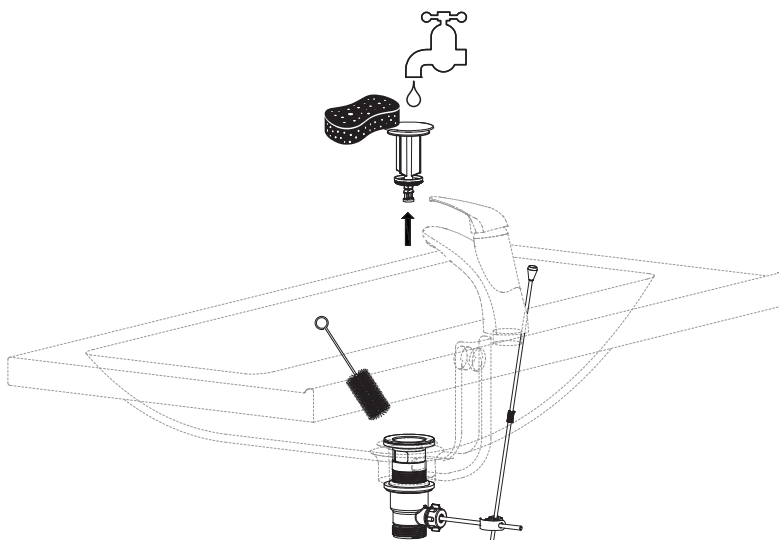
Care and maintenance

- We do not recommend using harsh chemicals to clean products as this could affect its lifespan.
- If chemicals are used, ensure they are thoroughly washed away with warm clean water and no chemical residue remains in contact with the product.

- The product and its components can be removed for cleaning and unblocking if needed. We do not recommend using mechanical unblocking equipment.



01



Addresses

UK Manufacturer:

Kingfisher International Products Limited,
3 Sheldon Square, London, W2 6PX,
United Kingdom

EU Manufacturer:

Kingfisher International Products B.V.
Rapenburgerstraat 175E
1011 VM Amsterdam
The Netherlands
www.kingfisher.com/products

Distributor:

B&Q Limited, Chandlers Ford, Hants, SO53 3LE,
United Kingdom
www.diy.com

Screwfix Direct Limited, Trade House,
Mead Avenue, Yeovil, BA22 8RT,
United Kingdom
www.screwfix.com

**To view instruction manuals online,
visit www.kingfisher.com/products**