
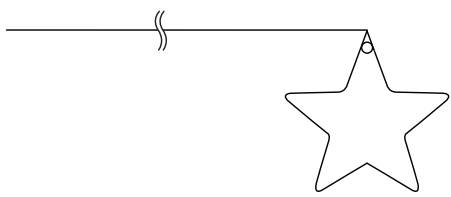
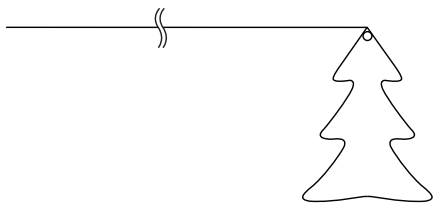


EN Outdoor Silhouettes

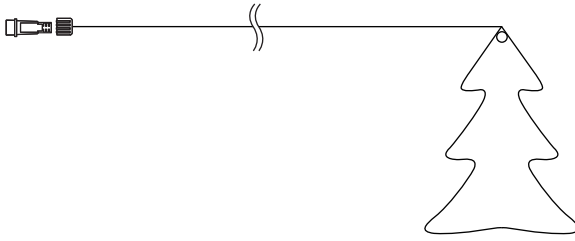


EN IMPORTANT - These instructions are for your safety. Please read through them thoroughly prior to handling the product and retain them for future reference.

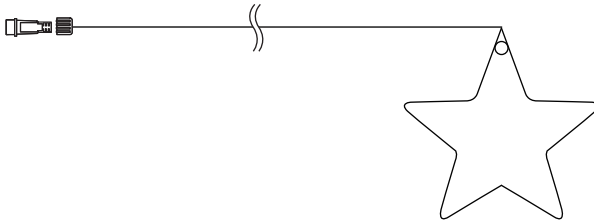
V10324_5059340992433_MAND2_2324

**5059340992433
5059340991757
5059340991979**

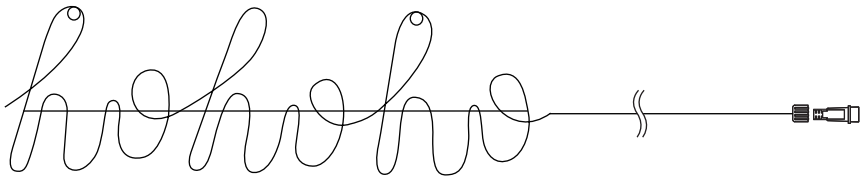
EN Parts



EAN: 5059340992433

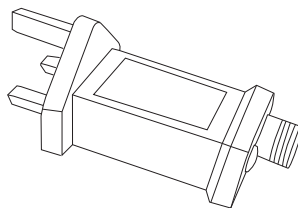


EAN: 5059340991757



EAN: 5059340991979

01. x1



02. x1

EN Contents

EN	
Use	3
Functions & Settings	4
Troubleshooting	5



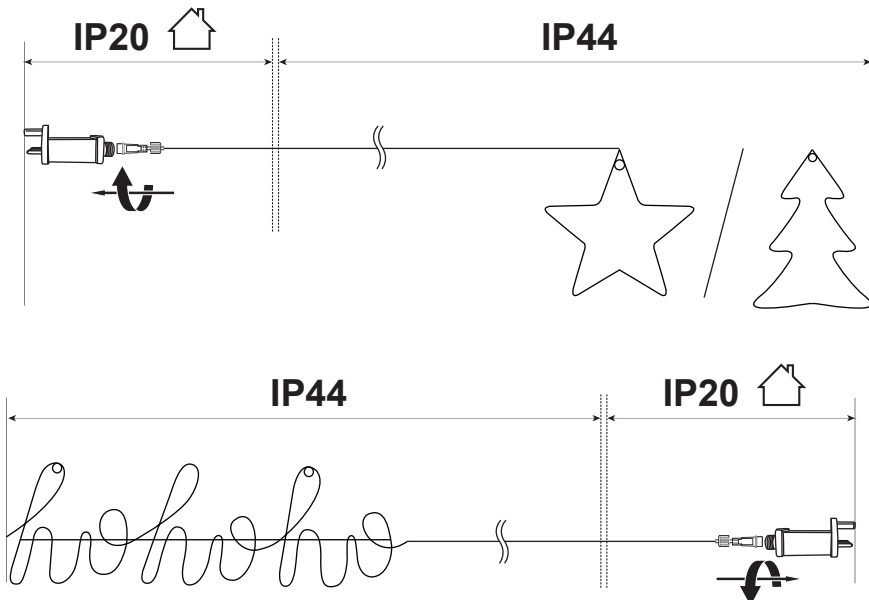
EN

Before you start








- Decide on an appropriate location for your product (see siting instructions below).
- If you are in any doubt about installing this product, consult a qualified electrician.
- Take care not to damage or twist the wires when removing from the packaging.
- Ensure that the cables are fully unwound before use.
- Check the pack to make sure you have all of the parts listed.
- Check the set before use for loose or damaged wiring and that all the bulbs are secure. If you are in doubt do not use the set.

Siting instructions

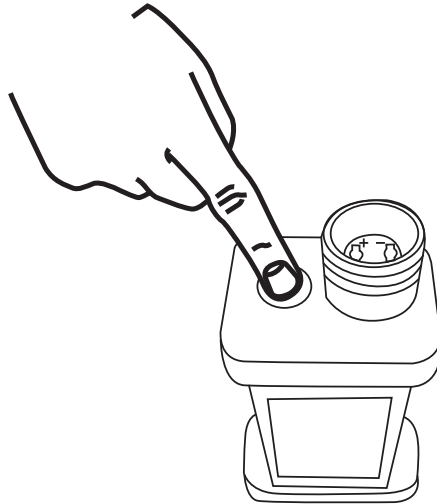
- This product is suitable for indoor or outdoor use.
- Plug the transformer into the mains socket ensuring the unit is positioned so that you have enough cable to reach an indoor mains power socket.
- The transformer must be located indoors.
- Check that all the bulbs are lit. Once checked locate your lights in the desired position.
- This product is suitable for positioning on surfaces which have normal flammability, e.g. wood, plasterboard or masonry. However, this does not include highly flammable surfaces (e.g. polystyrene or textiles).
- Always position cables and extension leads so that they will not be a hazard to the elderly, pets or children.
- Do not position or allow any part of the set to come into contact with a source of heat or flame.
- DO NOT position this set where it may become covered by other items e.g. curtains, nets or bedding.
- This product is not designed for permanent or long term use. Always switch off the light chain overnight or if unattended. Do not overload power sockets or extension leads.
- Non-replaceable control gear.
- The light source of this luminaire is not replaceable; when the light source reaches its end of life the whole luminaire shall be replaced.



Technical data

	This product complies with conformity requirements of the applicable European Regulations or Directives.
	This product complies with conformity requirements of the applicable UK Regulations.
IP44	Splash-proof
	Class II product - Double Insulated - No earth required.
	Class III product - designed to be supplied from a SELV (Separated or Safety Extra-Low Voltage) power source.
	Transformer must be located indoors only.
	Waste electrical products should not be disposed of with household waste. Please recycle where facilities exist. Check with your Local Authority or local store for recycling advice.
	Do not use with a dimmer switch.
xxWyy:	xx-year; yy-week of the year.

EN Functions & Settings



To set and reset the timer, press Button: 6 hours on / 18 hours off.

Green light on = Timer is on

EN Troubleshooting

If the light chain fails to light, please check the following:

- Disconnect the set from the mains.
- Check that the jack plug on the light chain is connected to the transformer.



WARNING:

- Do not connect the light chain directly to the mains. Use only with the supplied transformer.
- Do not connect this light chain electronically to another light chain.
- Do not connect this light chain to a power supply while it is in the packaging.
- The light source of this luminaire is not replaceable: when the light source reaches its end of life the whole luminaire shall be replaced. **DO NOT** attempt to replace the non-replaceable bulbs in this light chain.
- Take care not to damage the cable or fittings.
- The external flexible cable or cord of this luminaire cannot be replaced. If part of the light set of the cord is damaged, the luminaire **MUST** be destroyed.
- This product is for use as a decoration only. Not to be used by children as a toy. Keep out of reach of small children.
- Please refer to the packaging or product rating label for product class, specifications and rating.
- **DO NOT** pierce the cable when securing in place, bend or stand on the light chain, as this will damage the bulbs or wiring.

Manufacturer:

UK Manufacturer:

Kingfisher International Products Limited,
1 Paddington Square, London, W2 1GG,
United Kingdom

EU Manufacturer:

Kingfisher International Products B.V.
Rapenburgerstraat 175E
1011 VM Amsterdam
The Netherlands

EN www.diy.com

www.screwfix.com

www.screwfix.ie

**To view instruction manuals online,
visit www.kingfisher.com/products**

Made in China