

Kitchens



B&Q

A modern kitchen with white cabinetry, a marble countertop, and a large skylight. The kitchen features a central island with a built-in oven and a gas cooktop. The walls are covered in white marble, and the floor is made of light-colored wood in a herringbone pattern. A large skylight on the right side of the ceiling provides natural light. The text "Your perfect kitchen." is overlaid in large white letters.

Your perfect kitchen.

Designed. Financed. Fitted.



Designed

It's easy to create your perfect kitchen with B&Q. With free design and planning, our experts will help you bring your ideas to life – from designing your layout to making sure it all fits together. Enjoy a beautiful and affordable kitchen, whatever your style, whatever your space.



Financed

With flexible finance options and up to four years of interest free credit, you can create the complete kitchen of your dreams. From the units and appliances to the paint, tiles, and installation too – pay for it in the way that suits you.



Fitted

An installation service you can trust. We work with approved installers to coordinate your kitchen project every step of the way – so from cabinets to countertops, you'll always get the perfect finish.

Your perfect kitchen. Designed.

It's easy to create your perfect kitchen with B&Q. With our free design and planning services, you can work with our experts to bring your ideas to life – from finding your ideal layout to making sure it all fits together. And with a 3D design, you can see exactly how your new kitchen will look in your space.

Before you get started, why not ask us about our room measuring service too? With precise measurements you get a perfect fit and a stress-free project.

Enjoy a beautiful and affordable kitchen, whatever your style, whatever your space.

When your kitchen is complete, you can rest assured that it's been built to last, backed by our 25-year guarantee.*



Book your free planning appointment today.

Your perfect kitchen.

Designed by B&Q.

You can do it.

Availability may have changed since the publication of this brochure. Customers are advised to check current prices and availability online at [diy.com](https://www.diy.com) before purchasing.

*For guarantee details and exclusions, see page 211. This does not affect your legal rights.





Shown: Tydeman dove grey.

Everything you need

Whether you're designing a new kitchen or just looking for a bit of a refresh, we've got everything you need to create your perfect space. Explore our different kitchen ranges, select your style and customise it to your taste with a wide range of handles, worktops, sinks, taps, and more.



Worktops 124



Splashbacks 146



Handles 156



Sinks 166



Taps 180



Storage 200



Essential

Big on style, low on price, these ranges are the budget- friendly choice for your new kitchen.

6 finishes

Ashmead shaker

Pages 14-23

Balsamita slab style

Pages 24-29



Select

Quality kitchens in an extensive range of colours and styles to suit any taste.

21 finishes

Alpinia shaker

Pages 32-47

Artemisia shaker-style

Pages 48-57

Stevia slab

Pages 58-73

Garcinia slab

Pages 74-81



Signature

Premium materials and beautiful finishes, for a luxury feel at an affordable price.

21 finishes

New Tydeman shaker

Pages 84-97

Garcinia shaker-style

Pages 98-103

Alisma slab

Pages 104-109

Ethos slab

Pages 110- 121

Door styles

From classic shaker to contemporary slab options, kitchen doors are a great way to showcase your style. Each door is available in a wide range of colours and finishes, ready to be customised with a selection of compatible handles.



Shaker doors

Shaker doors consist of a four-piece frame with a recessed centre panel, giving the effect of a more traditional door style. Versatile and timeless, these doors can be incorporated into both classic and contemporary kitchens, with a range of colours and finishes to choose from.



Slab doors

Slab doors and drawer fronts are clean and simple, offering the perfect blank canvas for a modern look. Pair with a strap handle for a contemporary feel, or use cup and knob handles to make it more classic.



Integrated handles

A handleless style that has a 'J' shaped curve built into the top of the cabinet door or drawer front, perfectly shaped to pull open. This gives a sleek, modern look to your kitchen.

Innovo handleless cabinet system


Sleek and streamlined, handleless doors and drawers give your kitchen an ultra modern look. Creating a space behind the door or drawer, the Innovo rail system eliminates the need for handles, allowing you to open them from above or the side. Available with our Alisma, Stevia and Artemisia ranges.



Stainless steel effect



Matt black



Copper effect



Brass effect



For more ideas and inspiration
visit diy.com/kitchenideas

Door finishes by range

Essential

Ashmead shaker



Matt dove grey, see page 16.



Matt pebble, see page 18.



Matt reed green, see page 20.



Matt midnight blue, see page 22.

Balsamita slab



Matt white, see page 26.



Matt grey, see page 28.

Select

Alpinia shaker



New Matt dusk blue, see page 34.



New Matt midnight blue, see page 36.



Matt ivory, see page 38.



Matt dove grey, see page 40.



Matt slate grey, see page 42.



Matt oak effect, see page 44.



Matt reed green, see page 46.

Artemisia shaker-style



Matt white, see page 50.



Matt dark green, see page 52.



Matt graphite, see page 54.



Matt midnight blue, see page 56.

Stevia slab



Gloss white, see page 60.



Gloss cream, see page 62.



Matt sandstone, see page 64.



Gloss light grey, see page 66.



Matt pewter grey, see page 68.



Gloss anthracite, see page 70.



Matt midnight blue, see page 72.

Garcinia slab



Gloss white,
see page 76.



Gloss light
grey, see
page 78.



Gloss
anthracite,
see page 80.

New Tydeman shaker



Matt
porcelain,
see page 86.



Matt dove
grey, see
page 88.



Matt pebble,
see page 90.

New Tydeman shaker paint to order



Matt reed
green, see
page 92.



Matt midnight
blue, see
page 92.



Matt antique
rose, see
page 93.



Matt
blackberry,
see page 94.



Matt sage
green, see
page 95.



Matt dusk
blue, see
page 95.



Matt black,
see page 96.



Matt linen,
see page 96.



Matt fir green,
see page 97.

Garcinia shaker-style



Matt stone,
see page 100.



Matt midnight
blue, see
page 102.


Alisma slab



High gloss
grey, see
page 106.




Matt azzurro
blue, see
page 108.




Matt antique
rose, see
page 112.




Matt Tuscan
red, see page
114.



Matt heritage
green, see
page 116.



Matt indigo,
see page 118.



Matt black
see page 120.

Ethos slab





Essential

Big on style, low on price, these ranges are the budget-friendly choice for your new kitchen.

Ashmead shaker

Pages 14-23

Balsamita slab

Pages 24-29





■ Ashmead

Available in four trend-led colours, this affordable shaker kitchen has a beautiful matt finish, ready to customise with your choice of handles, worktops and accessories.

To book a free design consultation, visit us in store or online at [diy.com](https://www.diy.com)

Ashmead dove grey

With a classic shaker design and a matt dove grey finish, these units create a bright, open space that's perfectly classic.



Keep your favourite kitchenware close at hand with open shelving, and tuck the rest away in deep drawers.

For smaller spaces, a compact sink can be a great way to maximise counter space.



Essential



Ashmead pebble

Cool and contemporary, these matt pebble doors are perfect for creating a neutral look, with a shaker design that looks great in any space.



Essential



Layering neutral accessories gives this kitchen a beautiful tonal look.

To maximise storage, a deep drawer incorporates a hidden cutlery section.

Ashmead reed green

Bring the natural colours and materials of nature into your space with these matt reed green units, paired here with black accents for a cosy, traditional feel.



Pull-out storage is perfect for storing your pantry essentials. For extra storage, add open shelving and showcase your favourite items.





Essential



Ashmead midnight blue

Add a feeling of sophistication to your space with these matt midnight blue units. Pair with black accessories for a bold finish, or contrast with white accents and warm metals.



Integrated storage gives you plenty of space for pots and pans, while a beautiful brass tap and white ceramic sink create a striking contrast against the deep blue units.

With a classic shaker design, these doors will suit a range of handle styles, from modern bar styles to classic knob handles.



Shopping list

cheese
(milk)
bread
yogurt
dips
lemons



■ Balsamita

Ideal for any space and budget.
These modern doors are simple,
practical and easy to style in a number
of different ways, making them a great
affordable choice.

**To book a free design consultation,
visit us in store or online at [diy.com](https://www.diy.com)**

Balsamita white

With a bright white finish and a smooth matt design, these slab doors help bring a sense of space to your kitchen, perfect for smaller rooms.



Breakfast bars take up less room than traditional dining tables, and can also double as a handy work space.



LES REGLES DIRE BOJOUR
& BONNE NUIT
DE LA SOURIRE
CROIRE EN SOI
NE PAS SE PLAINDRE
FAIRE CE QUE L'ON AIME
ETRE HEUREUX CHAQUE JOUR
RIRE AUX ECLATS
DIRE SI IL VOUS PLAIT & MERCI
TOUJOURS DIRE LA VERITE
FAIRE DE SON MIEUX
GARDER LA TETE HAUTE
NE PAS PARLER LA BOUCHE PLEINE
TOUJOURS ESSAYER
PARDONNER MEME SI C'EST DUR
DIRE JE T'AIME
ACCEPTER NOS DIFFERENCES
TENIR SES PROMESSES
S'AIMER LES UNS LES AUTRES
ETRE RESPECTUEUX
RACONTER DE BELLES HISTOIRES

Essential



Balsamita grey

A matt grey finish and a smooth slab design make these doors perfect for creating a modern, functional space.



Internal storage systems such as drawers, pull-out units and dividers make it easy to keep cupboards organised.





Select

Quality kitchens in an extensive range of colours and styles to suit any taste.

Alpinia shaker

Pages 32-47

Artemisia shaker-style

Pages 48-57

Stevia slab

Pages 58-73

Garcinia slab

Pages 74-81





Alpinia

A simple and practical shaker door design that blends neutral tones with a wooden texture to help bring a sense of light throughout your kitchen.

To book a free design consultation, visit us in store or online at [diy.com](https://www.diy.com)

New Alpinia dusk blue

With a light dusk-blue finish and a classic shaker design, these on-trend doors create a chilled, calming kitchen that's full of light – perfect for opening up smaller spaces.



Gold handles and a bright white worktop create a stunning contrast in this dusk blue kitchen, with open shelving to display plants and colour-coordinated crockery.





Select





New Alpinia midnight blue

Bring the rich, elegant tones of deep blue to your space with this sophisticated shaker-style kitchen, giving you a timeless finish that'll look great for years.



For something truly unique, mix and match different units and create a look that's all your own, like these complementing midnight and dusk blue doors from the Alpinia range. Add a couple of glass doors to turn your best kitchenware into stylish displays.

Alpinia ivory

Blending a classic shaker design with a warm matt ivory finish, these framed doors open up your kitchen for a light and airy feel.



The natural wood grain of these cabinets shines through for a traditional feel, while the space-saving Romesco sink doubles as a chopping board and drainer to maximise functionality.



Select



Alpinia dove grey

Simple, bright and endlessly versatile, these matt shaker doors have a light grey woodgrain finish, ready to be paired with cool whites or contrasting colours.



Gold accents elevate this understated kitchen design, while a pull-out storage system helps keep the roomy cabinets organised.

Alpinia slate grey

A matt slate grey finish gives these classic shaker doors a contemporary twist, creating a cool, calming feel that looks great in any space.



Adding bridging cabinets above worktops is a great way to utilise any unused wall space for extra storage.

Lower cabinets can double as a bench for your dining table or workspace, while still providing plenty of space underneath to store essentials.



Select



Alpinia oak effect

A shaker design and a warming oak-effect finish give these doors a traditional, timeless look that'll make your guests feel right at home.



In areas which don't leave room for cabinets, adding storage rails is a great way to make the most of the space.

Similarly, plinth drawers can transform a typically unused area into some handy extra storage.

Alpinia reed green

With a green woodgrain effect, these striking shaker doors add a feeling of depth and character to your kitchen, creating a warm space you'll love spending time in.



Matching your sink to your worktop is a great way to give your kitchen a seamless, modern feel.





Select





Shown: Artemisia matt dark green.



Artemisia

Affordable and easy to customise, these versatile doors combine a beautiful smooth finish with a shaker-style profile, ready to pair with either contemporary or traditional finishing touches.

To book a free design consultation, visit us in store or online at [diy.com](https://www.diy.com)

Artemisia white

A white finish gives these shaker-style doors a clean, classic feel. Pair with a selection of handles, or add a rail system for a sleek, handleless design.



Make the most of your cabinets with deep drawers for all your pots and pans, and add bridging units to utilise those unused spaces.



Select



Artemisia dark green

With a moulded shaker-style design and a smooth finish, these dark green doors have a rich, earthy hue, pairing beautifully with white worktops and brass accessories.



This beautiful green kitchen uses a mix of wood and marble-effect worktops to create contrast, while open shelving takes the place of wall cabinets to create a striking display.

Lower cabinets double as a bench, adding extra storage and creating a seamless flow between the kitchen and dining space.

Artemisia graphite

Bold yet beautifully understated, these shaker-style doors have a graphite finish that gives this classic style a distinctly modern edge.



Bring the rich colour of dark cabinets to life with gold or brass accents, and break up runs of solid units with these eye-catching fluted glass doors – perfect for showcasing your best kitchenware.

Create separate utility spaces to keep essentials tucked away, or add kitchen islands for a social dining spot.





Select





Artemisia midnight blue

These shaker-style doors have a beautiful moulded profile, with a midnight blue finish that looks great in both large open-plan kitchens and smaller spaces.



When it comes to tidying up, features like deep cutlery trays will help keep drawers and cabinets organised.







Stevia

Available in a range of neutral and on-trend shades and a choice of matt and gloss finishes, you'll find an affordable, modern kitchen to suit every taste.

To book a free design consultation, visit us in store or online at [diy.com](https://www.diy.com)

Stevia gloss white

With a white gloss finish and a super-smooth design, these slab doors bounce light around the room, making even the smallest space feel bright and airy.



This multifunctional kitchen uses extra cabinets to create separate dining areas and work stations, giving the room lots of uses.

The space also utilises the room's structural features, like this stunning archway, to give the kitchen character.



Select



Stevia gloss cream

Embrace the calming effect of neutrals with this cream gloss finish. Designed to reflect light, these smooth slab doors will give your kitchen a warm, open feel.



Handles can transform the look and feel of your kitchen. Bar handles will give you a cool, contemporary finish, while integrated handles create a sleek and seamless design.

By using an extra portion of worktop to create a multi-level layout, this kitchen adds an intimate dining spot.

Stevia sandstone

Create a warm kitchen with these sandstone slab doors, complete with a matt finish that looks great from every angle.



In large kitchens, statement pieces can really bring the space together.

Here, eye-catching glass doors transform storage into a stunning display. Oversized lighting creates a striking feature over the central island, which doubles as a breakfast bar to act as a social hub.



Select



Stevia gloss light grey

These gloss light grey doors give you a modern finish that reflects light, creating a calm, airy feel in your kitchen.

Tall pull-out units are a great way to keep things like oils and spices on hand.



This understated kitchen is brought to life by natural wood and stone accents, while open shelving works to break up the run of cabinet doors, turning the storage into a display feature.

Stevia pewter grey

These pewter grey doors give your space a clean and contemporary feel, with a smooth matt finish that's great for hiding fingerprints and smudges.



A matching wood-effect cutlery drawer ties this kitchen's storage to the overall design, while the worktop's full return creates a seamless, flowing feel.



Select



Stevia gloss anthracite

Smooth and subtle, these ultra-modern slab doors have a gloss anthracite finish, creating an effortlessly stylish and contemporary kitchen.



Winterana accent doors are an eye-catching addition to any kitchen, designed to contrast with the rest of your décor. Under-cabinet lights will keep the space feeling bright.

Stevia midnight blue

Sophisticated and full of character, these smooth slab doors have a matt midnight blue finish, creating a look that's bound to stand out.



Innovo handleless cabinet system gives this kitchen a thoroughly modern feel, with pull-out internal storage to keep everything close by. A stacked double oven fits perfectly with the tall cabinets.





Select





Garcinia

Available in three high-gloss finishes, the Garcinia slab range features ergonomic integrated handles, creating a beautiful, practical and understated kitchen.

To book a free design consultation, visit us in store or online at [diy.com](https://www.diy.com)

Garcinia gloss white

These gloss white doors are designed to fill your kitchen with light, with integrated handles for a smooth, seamless finish that's super easy to clean.

With nothing to catch, integrated handles can be a great choice for houses with families.



Adding to the clean lines of this sleek kitchen, the integrated sink matches the worktop for a flowing, seamless finish.



Select



Garcinia gloss light grey

With integrated handles and a light grey finish, these gloss doors have a sleek profile that gives your space a clean, contemporary feel.



An integrated fridge and handleless design create a seamless, flowing feel in this elegant kitchen, with hanging lights and a brass tap acting as striking focal points.

Deep drawers play a big role in this kitchen layout, providing a handy alternative to cupboards by keeping everything within easy reach.

Garcinia gloss anthracite

Create a statement look with these gloss anthracite doors, complete with integrated handles for a thoroughly sleek finish.



A light and airy room enhances the dark colours of these units. For storage, handy tower systems and open shelving make the most of the available space.



Select





Signature

Premium materials and beautiful finishes,
for a luxury feel at an affordable price.

New Tydeman shaker

Pages 84-97

Garcinia shaker-style

Pages 98-103

Alisma slab

Pages 104-109

Ethos slab

Pages 110- 121





Tydeman

Crafted from solid wood, this stunning shaker kitchen features a narrow frame and seamless joins for a modern feel, with a painted finish that highlights the warmth of the real woodgrain. Available in three core hues and nine made to order colours.

To book a free design consultation, visit us in store or online at [diy.com](https://www.diy.com)

New Tydeman porcelain

Made from solid wood, these bright neutral doors will bring a sense of comfort and light to your space, with a painted woodgrain finish that enhances the traditional, heritage design.



Glass doors can turn your favourite kitchenware into stylish displays, elevated here by this cabinet's contrasting oak interior. For corner cupboards, pull-out storage is an easy way to keep things within reach.

This thoughtfully designed kitchen also makes use of the space's existing features, such as this neatly boxed-in extractor hood, incorporated into the chimney breast.





Signature





New Tydeman dove grey

Elegant, timeless and full of light, these dove grey doors give you a sophisticated base for your dream kitchen, complete with a solid timber design and a painted woodgrain finish.



This kitchen's beautiful natural stone worktop is paired with a matching upstand and hob splashback, protecting the painted walls from marks and cooking splashes.

For a tidy finish, deep drawers and internal shelves leave plenty of space to organise essentials.

New Tydeman pebble

The deep pebble tones of this premium shaker kitchen give you a warm, traditional finish, pairing perfectly with classic features like exposed beams, range cookers and Belfast sinks.



Internal storage and a functional utility area make this classic kitchen easy to organise, with every element thoughtfully coordinated to create a consistent look.

Continuing the natural, earthy feel, the island's stools are matched to the wood worktop.





Signature

New Paint to order – Tydeman antique rose

With an extended palette of nine stunning paint to order doors plus the option to mix and match, the Tydeman range allows you to create a kitchen that's truly personal to you.



New Paint to order – Tydeman reed green



New Paint to order – Tydeman midnight blue



New Paint to order – Tydeman sage green



New Paint to order – Tydeman dusk blue



New Paint to order – Tydeman blackberry



Signature

New Paint to order – Tydeman fir green



New Paint to order – Tydeman black



New Paint to order – Tydeman linen





Shown: Garcinia matt stone and midnight blue.



Garcinia

With an elegant shaker-style design and seamless integrated handles, this Garcinia range creates a unique blend of traditional and contemporary style.

Available in two beautiful matt finishes.

To book a free design consultation, visit us in store or online at [diy.com](https://www.diy.com)

Garcinia stone

Integrated handles give these classic shaker-style doors a modern twist, with a versatile matt stone finish that suits both traditional and contemporary kitchens.

A handleless design gives this kitchen a sleek, seamless feel.



Deep drawers and a large cooking area works great for larger families and entertaining.



Signature





Garcinia midnight blue

Combining a traditional shaker-style with integrated handles, these matt midnight blue doors create a beautifully bold kitchen.



Add an extra drawer under your oven to keep your trays in order, or opt for a warming drawer for a handy place to warm plates. Chrome metals contrast beautifully with dark kitchens, adding bright accents.





Alisma

These premium slab doors are available in a choice of gloss or matt finishes. Ideal for those looking to create a luxurious, ultra modern kitchen with a high-quality finish.

To book a free design consultation, visit us in store or online at [diy.com](https://www.diy.com)

Alisma high gloss grey

With a lacquered grey design for a real depth of colour, these premium high-gloss doors have a glass-like finish, bringing plenty of light into smaller spaces.



In this kitchen, a mix of open glass doors and handleless cabinets create a blend of the modern and the traditional.

To free up counter space, the microwave is stacked with the oven, becoming a seamless feature of the wall cabinets.



Signature



Alisma azzurro blue

One of our premium Signature kitchens, these matt slab doors have a beautiful blue finish, with deep azzurro tones that give your space a calming, contemporary feel.



These fluted glass doors create an eye-catching display, while matching gold accents enhance the kitchen's deep blue tones. An internal corner system maximises storage in hard-to-reach areas.







Ethos

Ethos is our range of made to order matt slab doors, available in a choice of five warm, traditional colours. Made in the UK, these high-quality doors are colour matched front and back.

To book a free design consultation, visit us in store or online at [diy.com](https://www.diy.com)

Ethos antique rose

Create a chic, sophisticated space with these antique rose slab doors, complete with a matt finish that's colour matched on the front and back.



A mix of contrasting and complementing features tie this beautiful rose-coloured kitchen together. Brass accents and a black five-burner hob create a bold contrast, while the white chevron tiles pair perfectly with the kitchen's wood flooring.





Signature



Ethos Tuscan red

Add a pop of colour to your kitchen with these bold Tuscan red doors, with a contemporary slab design that'll keep them looking great for years.



The right handle can really bring your kitchen to life; on darker colours, we love a bright brass to give a pop of light. Statement overhead lights are another way to add interest, like these boho woven styles.

Ethos heritage green

A durable modern slab design, these heritage green doors create a warm, calming atmosphere, inviting you to embrace the art of cooking.



Matching accessories is a great way to create a cohesive style in your kitchen. In this bold green space, a contrasting brass tap and bar handles create a distinctive look, while open shelving breaks up the solid colours with a stylish display.



Signature





Ethos indigo

With deep blue tones and a durable matt finish, these premium indigo doors exude elegance, ready to pair with bright accessories and natural stone accents.



In this sophisticated space, statement lighting and a bold splashback create eye-catching features, while a slim extractor fan and overhead lighting add to the kitchen's modern feel.

Ethos black

Sleek, modern and incredibly versatile, these premium black doors pair perfectly with bright worktops and stainless steel appliances.



The Winterana accent door compliments our Ethos kitchen thanks to its versatile design. Adding glazed or fluted cabinet doors to your kitchen will create a more open and welcoming feel to your space.





Signature

Winterana

Accent doors

Designed to contrast with the rest of your décor, Winterana accent doors are an eye-catching addition to any kitchen. Available with a choice of glazed, fluted or mesh panels, these versatile doors pair perfectly with the rest of our door ranges to create a stunning feature.



Mesh



Fluted



Glazed







Worktops

Whether it's hard-wearing laminate or traditional solid wood, worktops can complement your space and complete your décor. Choose from a wide range of styles, finishes and sizes, or opt for a custom-made worktop for something truly bespoke.

| | |
|------------------|-----|
| Laminate | 126 |
| Compact laminate | 132 |
| Solid wood | 134 |
| Bespoke | 136 |



Laminate

Resistant to bumps, scrapes and household stains. They're also heat, scratch and water-resistant, and have been drip-sealed to stop spills damaging the cabinets below.



Compact laminate

Made from compacted laminate papers to form a solid surface, our compact laminate worktops offer a higher heat and scratch-resistant surface that is hygienic, water resistant and easy to clean.



Solid wood

All our solid wood worktops are made from responsibly sourced wood. They're designed with an ultra smooth surface and are pre-oiled for maximum defence against moisture and stains.



Bespoke

Having a worktop made to measure means you don't have to compromise on style, size, or placement, giving you a premium finish that's tailor-made for your space. What's more, our professional fitters will install it for you.

28mm laminate

These postformed laminate worktops have a 6mm round-edge profile. The easy-to-clean surface is resistant to heat, water, moisture, stains, impact and abrasions.



White D620 x T28 x L2400mm, 3663602636151.




Oak effect D620 x T28 x L2400mm, 3663602636168.



Dark stone effect D620 x T28 x L2400mm, 3663602636175.

22mm laminate


A sleek choice for modern kitchens, these Algiata laminate worktops have a super-slim profile. The enhanced textures and scratch-resistant finish make it a low-maintenance option.




Slate effect D620 x T22 x L3000mm, post-formed, 3663602634232. Breakfast bar and upstand also available.




White marble effect D620 x T22 x L3000mm, post-formed, 3663602634133. Breakfast bar, back panel and upstand also available.



Terrazzo stone effect D620 x T22 x L3000mm, square edged, 3663602482567. Breakfast bar, back panel and upstand also available.



New Wilsonart marmor parros D610 x T22 x L3000mm, square edged 5025194465874. Breakfast bar and upstand also available.



New Wilsonart brasilia D610 x T22 x L3000mm, square edged, 5025194465867. Breakfast bar and upstand also available.




New Wilsonart marmor grigio D610 x T22 x L3000mm, square edged, 5025194582069. Breakfast bar and upstand also available.

38mm laminate


The GoodHome Kabsa laminate worktops have a postformed edge and are available in four striking wood and stone-effect finishes. The curve has a 3mm radius at the top and bottom.



Shown: Kabsa black granite effect, 3663602635383.



New Speckle stone effect D620 x T38 x L3000mm, 5063022119247. Breakfast bar and upstand also available



Black granite effect D620 x T38 x L3000mm, 3663602635383. Breakfast bar and upstand also available.



Rustic effect D620 x T38 x L3000mm, 3663602636779. Breakfast bar and upstand also available.



Wood block effect D620 x T38 x L3000mm, 3663602633952. Breakfast bar and upstand also available.



Walnut effect D620 x T38 x L3000mm, 5059340251752.* Breakfast bar and upstand also available.

38mm laminate

The GoodHome Kala worktop is a square-edge laminate, available in a range of realistic stone and wood-effect finishes.



New Concrete D620 x T38 x L3000mm, 5063022119643. Breakfast bar and upstand also available.



New Marble D620 x T38 x L3000mm, 5063022119667. Breakfast bar and upstand also available.



New Soft quartz D620 x T38 x L3000mm, 5063022119254. Breakfast bar and upstand also available.



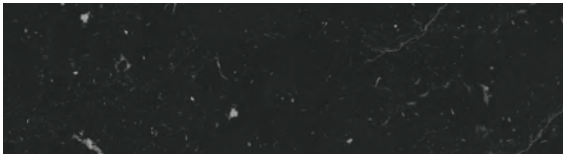
Light concrete effect D620 x T38 x L3000mm, 3663602634430. Breakfast bar, back panel and upstand also available.



White marble effect D620 x T38 x L3000mm, 5059340145259.* Breakfast bar, back panel and upstand also available.



Dark concrete effect D620 x T38 x L3000mm, 5059340251813.* Breakfast bar, back panel and upstand also available.



Black stone effect D620 x T38 x L3000mm, 5059340145174.* Breakfast bar, back panel and upstand also available.



Grey pietra stone effect D620 x T38 x L3000mm, 5059340795133.* Breakfast bar, back panel and upstand also available.



Light wood effect D620 x T38 x L3000mm, 3663602636724.* Breakfast bar and upstand also available.



Honey oak effect D620 x T38 x L3000mm, 5059340145105. Breakfast bar and upstand also available.



For breakfast bars, back panels and upstands visit [diy.com](https://www.diy.com)

*Home delivery only.

Selected products are available for home delivery to selected locations. Restrictions apply. Delivery charges may apply. For full details please see [diy.com/customer-support/delivery](https://www.diy.com/customer-support/delivery)

25
years

GUARANTEE†



Shown: Kala black stone effect worktop (5059340145174*) and back panel (5059340145211*).

GoodHome 

Designed to come together in perfect harmony

KALA laminate worktops

- Matching worktop and back panels available in a range of finishes
- Quality natural surface laminate finishes that look as close to the real material as possible
- Pair with GoodHome kitchen and décor ranges to create a well coordinated kitchen you'll love


†For guarantee details and exclusions, see page 211. This does not affect your legal rights.

38mm laminate

These laminate worktops are available in super matt, deep gloss, satin and glitter finishes and have improved scratch-resistant technology.




New Brown wood D620 x T38 x L3000mm, square edge, 5063022119377. Breakfast bar and upstand also available.




New Ceppo di grey D620 x T38 x L3000mm, square edge, 5063022119568. Breakfast bar and upstand also available.



New Fusion granito D620 x T38 x L3000mm, square edge, 5063022119216. Breakfast bar and upstand also available.



New Quartzite D620 x T38 x L3000mm, square edge, 5063022119728. Breakfast bar and upstand also available.



New Wilsonart blanc Chamonix D600 x T38 x L3000mm, postformed, 5025194465621. Breakfast bar and upstand also available.



New Wilsonart woodstone blanc D600 x T38 x L3000mm, square edge, 5025194465613. Breakfast bar and upstand also available.



New Wilsonart modern cement D600 x T38 x L3000mm, postformed, 5025194465620. Breakfast bar and upstand also available.



New Wilsonart tectonica D600 x T38 x L3000mm, postformed, 5025194465614. Breakfast bar and upstand also available.



New Wilsonart smooth oak D600 x T38 x L3000mm, square edge, 5025194465615. Breakfast bar and upstand also available.



New Wilsonart marmo Nero D600 x T38 x L3000mm, postformed, 5025194405061. Breakfast bar and upstand also available.



New Wilsonart mountain oak D600 x T38 x L3000mm, square edge, 5025194465744. Breakfast bar and upstand also available.



New Wilsonart colmar oak D600 x T38 x L3000mm, postformed, 5025194402718. Breakfast bar and upstand also available.




Satin white Satin, D620 x T38 x L3000mm, 5059340483221.*
Breakfast bar, back panel and upstand also available.



New Wilsonart noyer flamme D600 x T38 x L3000mm, square edge, 5025194465751. Breakfast bar and upstand also available.



New Wilsonart silver oak D600 x T38 x L3000mm, square edge, 5025194582144. Breakfast bar and upstand also available.



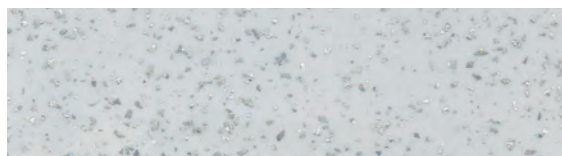
Travertine matt, D620 x T38 x L3000mm, square edge, 5059340483146.* Breakfast bar, back panel and upstand also available.



Oak chevron effect matt, D620 x T38 x L3000mm, square edge, 5059340794976.* Breakfast bar, back panel and upstand also available.



Black granite effect gloss, D620 x T38 x L3000mm, square edge, 5059340482842.* Breakfast bar, back panel and upstand also available.





White star glitter, D620 x T38 x L3000mm, square edge, 3663602634997. Breakfast bar, back panel and upstand also available.

*Home delivery only.
Selected products are available for home delivery to selected locations. Restrictions apply.
Delivery charges may apply. For full details please see diy.com/customer-support/delivery

12mm compact laminate

These worktops are made from compacted laminate papers to form a solid surface, offering a higher heat and scratch-resistant surface.



Ceramic or mineral effect D620 x T12 x L3300mm,
3663602635772.* Breakfast bar and upstand also available.

White or light stone D620 x T12 x L3300mm,
3663602635901.* Breakfast bar and upstand also available.



New Wilsonart Caldeira D610 x T12 x L3000mm, 5025194581888. Breakfast bar and upstand also available.



New Wilsonart marmo bianco D610 x T12 x L3000mm, 5025194405191. Breakfast bar and upstand also available.



New Wilsonart Pokhara marble D610 x T12 x L3000mm, 5025194581895. Breakfast bar and upstand also available.



White marble effect D620 x T12 x L3300mm, 5059340483245.* Breakfast bar, back panel and upstand also available.



Grey soap stone effect D620 x T12 x L3300mm, 5059340483306.* Breakfast bar, back panel and upstand also available.

*Home delivery only.
Selected products are available for home delivery to selected locations. Restrictions apply.
Delivery charges may apply. For full details please see diy.com/customer-support/delivery

Solid wood

Prepare

Wearing protective gloves, lightly sand the work surface – we recommend 120 grit sandpaper. Vacuum any dust shavings and then mix a cleanser with water to clean the surface.

Treat

When the surface is completely dry, use a clean paintbrush to apply the oil evenly and leave for 30 minutes. Buff the surface with a soft pad and wipe off any excess oil with a lint-free cloth. Leave to dry for at least an hour.

Finish

Apply another even coat of oil. Sand in the wet oil with the 280–400 grit black sanding pad. Wipe off any excess oil with a lint-free cloth.

Aftercare

The surface is ready for light use after 24 hours. The oil will continue to harden over the next week, so use the surface lightly during this time. Any spilt liquids should be wiped up immediately to avoid watermarks.

GoodHome Kava worktops

Kava worktops have an easy-to-clean surface and are available in solid beech or oak.




Beech D620 x T27 x L3000mm, 3663602635307.*
Upstand also available.



Oak D620 x T26 x L3000mm, 3663602635437.*

Orin engineered wood worktops

Pre-finished for easy installation. With a 3mm oak veneer top layer, these worktops offer an affordable alternative to traditional solid wood, with all of the same natural beauty.



Chevron oak engineered wood D620 x T38 x L3000mm, 5059340794891.* Breakfast bar and upstand also available.



Light oak engineered wood D620 x T38 x L3000mm, 5059340795096.* Breakfast bar and upstand also available.



Onyx engineered wood D620 x T38 x L3000mm, 5059340795157.* Breakfast bar and upstand also available.

GoodHome Hinita worktops

Hinita is a thick 40mm rounded top edge, premium-grade solid wood worktop, available in oak or stained oak.



Shown: GoodHome Hinita worktop, stained oak, 3663602635673.*



Stained oak D620 x T40 x L3000mm, 3663602635673.*
Breakfast bar, upstand and island also available.



Oak D62 x T40 x L3000mm, 3663602635567.*
Breakfast bar, upstand and island also available.

Interbuild® solid oak worktops

Interbuild has over 25 years' experience producing premium wood products. These high-quality solid wood worktops are finished with a 40mm chamfered edge.



Classic oak D620 x T40 x L3000mm, 7330474677167.*
Upstand and island also available.



Harmony oak D620 x T40 x L3000mm, 7330474677198.*
Upstand and island also available.



Teak D620 x T26 x L2200mm, 7330474679123.*
Island also available.

Bespoke worktops

Worktops are the focal point of any kitchen. As a result, not only does your worktop have to look great, but it also has to perform great. For our bespoke worktop template and installation process, visit diy.com or in store for a free planning appointment.



Silestone

Leading hybrid surface, created from premium natural minerals and recycled materials. Composed from predominantly natural quartz, it is considered an incredibly durable and high-performing material.



Dekton

An ultra-compact stone surface created from a sophisticated mixture of over 20 natural minerals. A high-performing material, even suitable for outdoor use.



Hi-Macs

Thermal cure technology produces a stronger compound, creating quality and durability with a non-porous finish – an ideal choice for kitchens given its hygienic properties.



Granite

Strong and durable. Cut from its natural state; no two surfaces are the same. The natural hard-wearing qualities make the perfect worksurface solution.

TODAY'S *waste* TOMORROW'S *resource*



In 2008, Cosentino embarked on an evolutionary journey towards creating products that have a more positive impact on the world around us.

More sustainable and carbon neutral, with higher percentages of recycled materials and a longer life cycle. Cosentino uses renewable electricity in their manufacturing, making the most of every drop of water, reusing it time and time again. Cosentino transports them in an increasingly cleaner and efficient way.

Giving it all in exchange for a better future for all.



Cosentino promotes the efficient use of natural resources and encourages the use of renewable energy to reduce its carbon footprint.



Cosentino reduces its Organizational Carbon Footprint by mitigating emissions and transforming them into added value through offset projects.



Cosentino recycles and reuses water, thus reducing its water footprint.



E-Smart mobility is Cosentino's plan to measure and optimise its logistics routes and the mobility of its employees.

Look out for this symbol **Q+** amongst the Silestone swatches. These worksurface materials are all manufactured using HybriQ technology. These worksurfaces are made through a manufacturing process completely fueled by renewable energy and recycled water.


To learn more about Cosentino's efforts, head to their website below.

www.cosentino.com/en-gb/sustainability




Bespoke Silestone worktops

Silestone is the leading hybrid surface. A new high-performance blend of premium minerals, quartz and recycled glass, the result is a more beautiful and sustainable product.



Gris expo



Marengo




Eternal marquina



Black tebas



Stellar black



White storm




Calacatta gold




Miami vena



Stellar white



Poblenuo



Corktown



Seaport



Desert silver

Good to know

Available in double r8, bull nose, square edge and square upstand profile finishes with a 25-year warranty.



Double R8



Bull nose




Square edge



Square upstand

Bespoke Dekton worktops


Not only do these ultra compact 20mm surfaces have all the beauty of natural stone, but they also have greater strength, hardness and durability, making them almost indestructible.



Rem



Opera



Kairos



Bergen gloss



Aura



Soke




Trillium



Laurent



Sirius



Kelya




Entzo

Good to know

Available in square edge and square upstand profile options with a 25-year warranty.

Bespoke Hi-Macs solid surface worktops

Built for modern living, this acrylic solid surface worktop is incredibly durable and stain resistant, with a non-porous surface for a bacteria-proof environment.



Diamond white




Ice queen




White quartz



Aurora bianco




Aurora torano



Aurora blanc



Aurora grey



Nougat cream



Aurora cotton



Bellizzi



Terrazzo classic



Santa Ana



Grey



Chic concrete

Good to know

Available in square edge, coved upstand and square upstand profile options with a 10-year warranty.



Square edge



Coved upstand



Square upstand

Bespoke granite worktops


Our granite worksurfaces have been globally sourced to offer a selection of beautiful materials, with a high density and natural hardness that makes them perfect for kitchens.



Lundhs blue



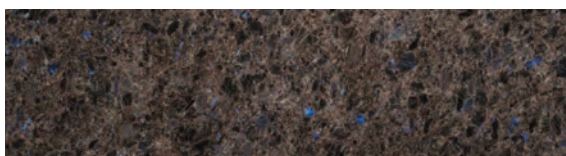
Lundhs emerald



Misty white



Premium black

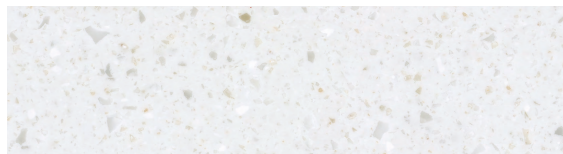


Lundhs antique

Expertly designed to create a smooth, non-porous and stain-resistant surface. For an even profile, colour-matched adhesive can be applied and polished to create seamless joins.



Diamond white D620 x T20 x L2200mm, 8801000042982.*
Upstand also available.



Chamomile D620 x T20 x L2200mm, 8801000042999.*
Upstand also available.



Aurora blanc D620 x T20 x L2200mm, 8801000500000.*
Upstand also available.



For more information visit diy.com



Splashbacks

As well as protecting your walls from cooking splatters and stains, splashbacks also add a touch of personality to your kitchen. Choose from a range of materials and finishes to complement the rest of your décor, or opt for a patterned style for a statement look.

| | |
|-------------------|-----|
| Alloy styles | 148 |
| Décor styles | 150 |
| Composite styles | 151 |
| Acrylic styles | 152 |
| Laura Ashley | 153 |
| Back panels | 154 |
| Metal splashbacks | 155 |
| Glass splashbacks | 155 |



Alloy

With a range of bold patterns and double-sided styles to choose from, these aluminium splashbacks are fire and scratch resistant – making them perfect for hob areas.



Décor

Inspired by natural materials, these stunning Décor styles feature a moisture-resistant MDF core, offering a practical alternative to tiles.



Composite

Made from a strong, waterproof composite material, these splashbacks are super easy to clean, with an embossed tile effect for a classic finish.



Acrylic

Available in a selection of patterns, our acrylic splashbacks are crafted from a highly engineered polymer, making them twenty-five times stronger than glass.



Metal & glass

Because of their resistance to heat, metal and glass splashbacks are a great choice for hob areas, but they can also be fitted anywhere in your kitchen.

Alloy styles

Bring your dream kitchen design to life with a beautifully patterned splashback that fills the entire wall space behind your hob, without compromising on safety. **Home delivery only.**



Woven oak

Back panel W2440 x T4 x H600mm, 5055286014390.




Cider barrel

Back panel W2440 x T4 x H600mm, 5055286014406.



Misuo marble grey

Back panel W2440 x T4 x H600mm, 5055286014413.




Terrazzo

Back panel W2440 x T4 x H600mm, 5055286014420.



Milas marble

Back panel W2440 x T4 x H600mm, 5055286014437.



Milwaukee junction oxide

Back panel W2440 x T4 x H600mm, 5055286014444.



Blue scallop

Back panel W2440 x T4 x H600mm, 5055286014451.




Modern chevron ebony

Back panel W2440 x T4 x H600mm, 5055286014468.



Geometry

Back panel W2440 x T4 x H600mm, 5060699097724.



White marble

Back panel W2440 x T4 x H600mm, 5060699098080.



Herringbone whitewash

Back panel W2440 x T4 x H600mm, 5060699097809.



White crackle tile

Back panel W2440 x T4 x H600mm, 5060699098042.


All alloy styles also available as: W2440 x T4 x H750mm back panels,
W600 x T4 x H800mm hob panels and W900 x T4 x H800mm hob panels. **See diy.com**



Matt battleship grey or matt seafoam green
Back panel W2440 x T4 x H600mm, 5055286014505.



Metallic brushed copper or metallic brushed carbon
Back panel W2440 x T4 x H600mm, 5055286014543.



Metallic brushed titanium or metallic brushed steel
Back panel W2440 x T4 x H600mm, 5055286014536.



Matt deep sea blue or matt smoked rose
Back panel W2440 x T4 x H600mm, 5055286014475.





Gloss glacier white or gloss Neptune blue
Back panel W2440 x T4 x H600mm, 5055286014840.



Gloss Malibu grey or gloss storm blue
Back panel W2440 x T4 x H600mm, 5055286014482.



Matt midnight grey or matt Hadrian green
Back panel W2440 x T4 x H600mm, 5055286014512.



Gloss terra grey or gloss seabreeze green
Back panel W2440 x T4 x H600mm, 5055286014499.



All alloy styles also available as: W2440 x T4 x H750mm back panels,
W600 x T4 x H800mm hob panels and W900 x T4 x H800mm hob panels. **See diy.com**


Products shown are only available for home delivery. Selected locations only. Restrictions apply. Delivery charges may apply.
For full details please see diy.com/customer-support/delivery or see in store for further details.

Splashwall back panels

Splashwall™ back panels are easy to install and offer a range of different styles to suit any kitchen. **Home delivery only.**

Décor styles


Designed to mimic natural materials, these are an affordable choice and easy to install. Made with practical MDF. Not recommended for use behind gas hobs.




Coloured speckle W2440 x T10 x H600mm, 5055286015083.



Bergshire oak whitewash W2440 x T10 x H600mm, 5055286015090.




Brooklyn tile W2440 x T4 x H600mm, 5055286015106.



Finestra original W2440 x T10 x H600mm, 5055286015113.



Frosted window W2440 x T10 x H600mm, 5055286015120.



Greek marble W2440 x T10 x H600mm, 5060699096758.



Herringbone tile W2440 x T10 x H600mm, 5060699096703.



Mediterranean kitchen W2440 x T10 x H600mm, 5060699096734.



Geometric kitchen W2440 x T10 x H600mm, 5060699096697.



Brushed copper W2440 x T10 x H600mm, 5060699096765.
Also available: **Brushed aluminium** 5060699096772.

Also available: W2440 x T10 x H1220mm splashbacks. **See [diy.com](https://www.diy.com)**

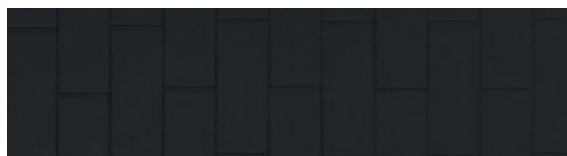
Composite styles

Splashwall™
ELEGANCE MADE SIMPLE

Composite splashbacks are made from a durable, waterproof composite, with a stunning embossed tile effect. **Home delivery only.**




Shown: Black composite back panel, 5060699099070.



Black W2440 x T3 x H600mm, 5060699099070.



White W2440 x T3 x H600mm, 5060699096789.



Cream W2440 x T3 x H600mm, 5060699096796.



Coffee W2440 x T3 x H600mm, 5060699096802.

Also available: W2440 x T3 x H1220mm splashbacks. **See diy.com**

Good to know

Installation should follow manufacturers guidelines.

Acrylic styles

Home delivery only.



Shown: Spanish tile,
5060699096635.



Misty woods W2440 x T4 x H600mm, 5060699096659.



Mosaic W2440 x T4 x H600mm, 5060699096666.



Pyramids W2440 x T4 x H600mm, 5060699096673.



Spanish tile W2440 x T4 x H600mm, 5060699096635.



Italian tile W2440 x T4 x H600mm, 5060699096642.

Good to know

Installation should follow manufacturers guidelines.

Laura Ashley splashbacks

A simple, cost-effective way to protect walls from everyday cooking stains, steam, and splashes. Installation should follow manufacturers guidelines. **Home delivery only.**



Copper

W600 x T6 x H750mm, 5060729155011.



Brass

W600 x T6 x H750mm, 5060729155448.



Mineral grey

W600 x T6 x H750mm 5060729155141.



Eau de nil

W600 x T6 x H750mm, 5060729155042.



Midnight seaspray

W600 x T6 x H750mm, 5060729155387.



Wicker midnight seaspray

W600 x T6 x H750mm, 5060729155509.



Wicker charcoal

W600 x T6 x H750mm, 5060729155295.



Wicker dove grey

W600 x T6 x H750mm, 5060729155332.



Mr Jones charcoal

W600 x T6 x H750mm, 5060729155172.




Mr Jones dove grey

W600 x T6 x H750mm, 5060729155219.



Lisette metallic charcoal

W600 x T6 x H750mm, 5060729155479.



Lisette white

W60 x T6 x H750mm, 5060729155110.

Also available: Clear splashbacks and 900mm wide splashbacks.


Nepeta back panels

Not recommended for use behind gas hobs.



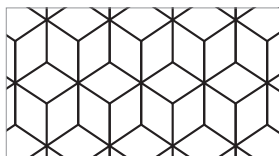

Grey or vintage tile

W1800 x T3 x H600mm, 3663602636359.*



Gloss ivory or red

W2000 x T3 x H600mm, 3663602636182.*




White or geometric

W1800 x T3 x H600mm, 3663602636311.*




Light or rustic wood effect

W2000 x T3 x H600mm, 3663602636335.*




Subway tile white or gloss white

W2000 x T3 x H600mm, 3663602636366.*



Subway tile anthracite or gloss grey

W2000 x T3 x H600mm, 3663602636328.*



Super matt titan or zinc effect

W2000 x T3 x H600mm, 3663602636380.*




Metallic copper or inox

W2000 x T3 x H600mm, 3663602636373.*

Kasei metal splashbacks



Brushed stainless steel W600 x T10 x H800mm, 3663602633969.
Also available: 900, 1000 and 1100mm widths.




Gun metal stainless steel W600 x T10 x H800mm, 3663602633990.*
Also available: 900mm width.

Nashi glass splashbacks




Standard clear W800 x T5 x H800mm, 3663602636755.*



Ivory W800 x T5 x H800mm, 3663602636830.*




Red W800 x T5 x H800mm, 3663602636861.*



Black W800 x T5 x H800mm, 3663602636762.



White W800 x T5 x H800mm, 3663602636809.



Anthracite W800 x T5 x H800mm, 3663602633921.*

Also available: 900mm width splashbacks.

Good to know

Installation should follow manufacturers guidelines.

*Home delivery only.
Selected products are available for home delivery to selected locations. Restrictions apply.
Delivery charges may apply. For full details please see diy.com/customer-support/delivery



Handles

As well as being functional, handles are an integral part of your kitchen décor. From classic bow and knob handles to modern bar styles, find the perfect finishing touch for your cabinetry.

| | |
|-------------|-----|
| Traditional | 158 |
| Modern | 162 |



Knob



Cup



Bow & D-shaped



Cupboard latch



Bar



Pull



Leather



Solid wood

Traditional handles



New Albury knob
34mm
Antique bronze
5017524761787



New Albury cup
76mm
Antique bronze
5017524761794



New Mayberry knob
32mm
Black nickel
5017524761817



New Henrietta cup
76mm
Black nickel
5017524761800




Nutmeg knob
32mm
Brass effect
5063022012524



Nutmeg knob
32mm
Nickel effect
5063022012531



Shown: Nutmeg knob, nickel effect 5063022012531.



Shown: Nutmeg knob, brass effect 5063022012524.



For more handles visit [diy.com](https://www.diy.com)



Ajika knob 45mm, pewter effect 5063022012289.



Garni knob 32mm, chrome effect 5063022012463.



Murri bow
220mm
Pewter effect
5063022012517



Ruta bar
178mm
Oak
3663602655442



Yarrow leather pull
200mm
Matt black
5059340482514



Chervil cupboard latch 42mm + 10mm,
chrome effect 5059340482279.



Chervil cupboard latch 42mm + 10mm,
antique brass effect 5059340482163.



Chervil knob
32mm
Brushed nickel effect
5063022012401



Chervil cup
94mm
Brushed nickel effect
5059340482286



Chervil bow
158mm
Brushed nickel effect
5059340482293



Chervil knob
32mm
Chrome effect
5059340482255



Chervil cup
94mm
Chrome effect
5059340482231
Other sizes available.



Chervil bow
158mm
Chrome effect
5059340482262



Chervil knob
32mm
Antique brass effect
5059340482149



Chervil cup
94mm
Antique brass effect
5059340482132



Chervil bow
158mm
Antique brass effect
5059340482156



Chervil knob
32mm
Brushed brass effect
5059340482187



Chervil cup
94mm
Brushed brass effect
5059340482170



Chervil bow
158mm
Brushed brass effect
5059340482194



Chervil knob
32mm
Pewter effect
5059340482217



Chervil cup
94mm
Pewter effect
5059340482200



Chervil bow
158mm
Pewter effect
5059340482224



Chervil knob
32mm
Matt black
5059340482316



Chervil cup
94mm
Matt black
5059340482309



Chervil bow
158mm
Matt black
5059340482323

Modern handles




Dukkah knob
18mm
Brushed nickel effect
5059340482385



Dukkah bar
257mm
Satin nickel
5059340482026



Dukkah T-bar
65mm
Satin nickel
5059340482378




Dukkah knob
18mm
Brushed brass effect
5059340482422



Dukkah bar
257mm
Brushed brass effect
5063022012432



Dukkah T-bar
65mm
Brushed brass effect
5059340482415



Dukkah knob
18mm
Antique brass effect
5059340482408



Dukkah bar
257mm
Antique brass effect
5063022012425



Dukkah T-Bar
65mm
Antique brass effect
5059340482392



Dukkah knob
18mm
Matt black
5059340482361



Dukkah bar
257mm
Matt black
5059340482002
Other sizes available.



Dukkah T-bar
65mm
Matt black
5059340482354



Annatto bar
220mm
Brushed nickel effect
5063022012371
Other sizes available.




Annatto T-bar
50mm
Satin nickel effect
5059340482125



Annatto bar
220mm
Titanium effect
5059340482101
Other sizes available.



Annatto T-bar
50mm
Titanium effect
5059340482118



Annatto bar
220mm
Brushed brass effect
5059340482095
Other sizes available.



Annatto bar
220mm
Copper effect
5063022012333
Other sizes available.



Annatto bar
220mm
Matt black
5063022012357
Other sizes available.



Shown: Annatto T-bar,
5059340482118.



Annatto bar 220mm,
white 3663602643920.



Golpar D-shaped
233mm
Satin nickel
5059340482545
Other sizes available.



Golpar D-shaped
233mm
Brushed brass effect
5059340482569
Other sizes available.



Golpar D-shaped
233mm
Matt black
5059340482521
Other sizes available.



Shown: Golpar D-shaped
5059340482569.



Serrano knob
45mm
Natural oak solid wood
5059340482477



Serrano pull
220mm
Natural oak solid wood
5059340482453



Serrano knob
45mm
Matt black solid wood
5059340482507



Serrano pull
250mm
Matt black solid wood
5059340482491



Shown: Serrano knob
5059340482507.



Condio bow
225mm
Polished chrome
5059340482347



Condio bow
225mm
Matt black
5059340482330



Khara bar
188mm
Brushed nickel effect
5063022012500
Other sizes available.



Khara bar
188mm
Embossed brushed
nickel effect
5063022012494



Gen D-shaped 106mm, brushed
nickel effect 5063022012470.



Cacao D-shaped
220mm
Brushed nickel effect
5059340482057
Other sizes available.



Gara D-shaped
136mm
Brushed nickel effect
5063022012456



Epazote D-shaped
200mm
Brushed nickel effect
5063022012449



Vincotto bow
226mm
Brushed nickel effect
3663602644033



Sabaku bow
260mm
Brushed nickel effect
3663602644002



Pequin pull
250mm
Brushed nickel effect
5059340482606
Other sizes available.



Sinks

Whether you're updating your entire kitchen or just replacing an old sink, find the perfect style to suit your needs and match your décor.

| | |
|----------------------|-----|
| Stainless steel | 168 |
| Ceramic | 172 |
| Toughened glass | 173 |
| Resin | 174 |
| Romesco | 176 |
| Composite quartz | 177 |
| Food waste disposers | 179 |



Stainless steel

Lightweight, thin and impressively durable, stainless steel sinks offer great value for money.



Ceramic

Beautifully crafted with a silky feel, ceramic sinks create an easy-to-clean centrepiece. Their natural resilience offers lasting durability.



Toughened glass

Combining a toughened glass frame with a stainless steel bowl, these sinks have a super-contemporary feel.



Resin

Also known as epoxy or composite sinks, these lightweight sinks look similar to granite and quartz styles, but with a thinner profile.



Romesco

Complete with a chopping board, cutlery holder and drainer, these space-saving sinks are perfect for small spaces.



Composite quartz

Solid and robust, with a superior resistance to heat and scratches, these sinks offer a hardwearing build with a stylish design.

Stainless steel sinks

Lightweight yet hard-wearing, stainless steel sinks are a great all-rounder. They're excellent value for money and complement most kitchen décors.



Quimby

1 bowl
Inset
Dia485 x D163mm
3663602900757



Gamow

1 bowl
Inset
L480 x W480 x D155mm
3663602900764



Liebig

Compact
1 bowl
Inset
L570 x W450 x D160mm
3663602901105



Turing

1 bowl
Inset
L760 x W435 x D150mm
3663602900658



Utility

1 bowl
Inset
Reversible
L940 x W490 x D150mm
3663602901310
Also available:
1 bowl sink & drainer
L940 x W490mm x D150mm
Left-hand drainer 3663602901297
Right-hand drainer 3663602901303



COOKE
& LEWIS

Sagan

Compact
1 bowl
Inset
L580 x W500 x D170mm
3663602901112



COOKE
& LEWIS

Nakaya

1 bowl
Inset
L860 x W500 x D150mm
3663602900689



COOKE
& LEWIS

Nakaya

1.5 bowl
Inset
L1000 x W500 x D150mm
3663602900696



COOKE
& LEWIS

Apollonia

1 bowl
Inset
L860 x W500 x D213mm
5059340118437



COOKE
& LEWIS

Apollonia

1.5 bowl

Inset

L1000 x W500 x D213mm

5059340118420



COOKE
& LEWIS

Cajal

1 bowl

Undermount or inset

L430 x W450 x D185mm

5059340118413



COOKE
& LEWIS

Cajal

1.5 bowl

Undermount or inset

L692 x W450 x D185mm

Left-hand drainer 3663602901167

Right-hand drainer 5059340118406



COOKE
& LEWIS

Foucault

1.5 bowl

Undermount

L590 x W456 x D180mm

3663602901327



COOKE
& LEWIS

Lyell

1 bowl

Inset

L1000 x W500 x D210mm

3663602900771



COOKE
& LEWIS

Lyell

1.5 bowl

Inset

L1000 x W500 x D210mm

3663602900788



GoodHome


Quassia

1 bowl

Inset

L760 x W500 x D150mm

5059340458342



GoodHome

Koseret

1 bowl

Undermount or inset

L450 x W430 x D190mm

Brass effect

5059340458373



GROHE

K200

1 bowl

Inset

L500 x W860 x D175mm

4005176623714



K200

1.5 bowl
Inset
L500 x W965 x D175mm
4005176623745



K700U

1 bowl
Undermount
L450 x W550 x D200mm
4005176607080



K700U

1.5 bowl
Undermount
L595 x W450 x D200mm
4005176607103



K700U

1.5 bowl
Undermount
L595 x W450 x D200mm
4005176607110



Flash

1.5 bowl
Inset
L1000 x W500 x D160mm
7612985241939*



Flash

1 bowl
Inset
L860 x W500 x D160mm
7612985241922*



Ascona

1.5 bowl
Inset
L1000 x W510 x D175mm
7612981761257



Ascona

1 bowl
Inset
L860 x W510 x D175mm
7612981761240



Maris

1 bowl
Inset
L1000 x W510 x D180mm
Left-hand drainer
7612981150143*
Right-hand drainer
7612981150150*

Good to know

Accessories included with GROHE stainless steel sinks:
waste kit, basket strainer waste and mounting set.



FRANKE

Maris

1.5 bowl
Inset
L1000 x W510 x D175mm
Left-hand drainer
7612981150167*
Right-hand drainer
7612981150174*



FRANKE

Bari

1 bowl
Undermount
L450 x W380 x D200mm
7612985626767



FRANKE

Bari

1.5 bowl
Undermount
L560 x W450 x D200mm
612985627559*



FRANKE

Bari

1 bowl
Undermount
L450 x W540 x D200mm*
7612985627542



FRANKE

Bari

1 bowl
Undermount
L725 x W450 x D200mm
7612986182217*



RANGEmaster

Classic

1.5 bowl
Undermount
L597 x W472 x D190mm
5015834044187



RANGEmaster

Arlington

1 bowl
Inset
L985 x W508 x D190mm
Left-hand drainer
5015834048659
Right-hand drainer
5015834048666



RANGEmaster

Arlington

1.5 bowl
Inset
L985 x W508 x D190mm
Left-hand drainer
5015834046228
Right-hand drainer
5015834046235



For more sinks visit diy.com

*Home delivery only
Selected products are available for home delivery to selected locations. Restrictions apply.
Delivery charges may apply. For full details please see diy.com/customer-support/delivery

Ceramic sinks

Ideal for traditional kitchens. With a silk-like finish and handcrafted design, ceramic sinks create an impressive centrepiece.



COOKE
& LEWIS

Chadwick

Butler drainer
Inset
L460 x W470 x
D500mm
3663602901341



COOKE
& LEWIS

Chadwick

1 bowl
Undermount or inset
Belfast
L595 x W455 x D270mm
3663602901334



COOKE
& LEWIS

Burbank

1 bowl
Inset
L1010 x W530 x D235mm
3663602901082



COOKE
& LEWIS

Burbank

1.5 bowl
Inset
L1010 x W525 x D235mm
3663602901099



GoodHome

Hyssop

1 bowl
Undermount or inset
L565 x W460 x D180mm
5059340458441



RANGEMASTER

Austell

1 bowl
Inset
L1000 x W500 x D190mm
5015834050461*



RANGEMASTER

Austell

1.5 bowl
Inset
L1000 x W500 x D190mm
5015834050478*



RANGEMASTER

Rustique

1.3 bowl
Undermount or inset
L595 x W522 x D195mm
5015834049847*



RANGEMASTER

Rustique

1.5 bowl
Undermount or inset
L557 x W430 x D189mm
5015834052236*



Shown: Cooke & Lewis Belfast sink, 3663602901334.



RANGEmaster
Farmhouse
2 bowl
Undermount or inset
L793 x W591 x D195mm
5015834050485*




Villeroy & Boch
Architectura
1 bowl
Inset
L1000 x W510 x D220mm
7612985479608*





Villeroy & Boch
Architectura
1.5 bowl
Inset
L1000 x W510 x D220mm
7612985479622*


Toughened glass sinks

These sinks combine a glass frame with a stainless steel bowl to create a stylish design.




Christianna
1 bowl
Inset
L860 x W510 x D223mm
5059340118390




Christianna
1.5 bowl
Inset
L950 x W500 x D210mm
5059340118383

Resin sinks

These sinks are made from resin, a man-made, lightweight material that has the appearance of composite quartz. It's highly resistant to everyday wear and tear.



COOKE
& LEWIS

Borage

1 bowl

Undermount or inset
L500 x W440 x D190mm
White 5059340458397



COOKE
& LEWIS

Borage

1 bowl

Undermount or inset
L500 x W440 x D190mm
Grey 5059340458403



COOKE
& LEWIS

Borage

1 bowl

Undermount or inset
L500 x W440 x D190mm
Black 5059340458380



COOKE
& LEWIS

Ising

1 bowl

Inset
L800 x W500 x D210mm
White 3663602900863



COOKE
& LEWIS

Ising

1.5 bowl

Inset
L1000 x W500 x D210mm
White 3663602900870



COOKE
& LEWIS

Ising

1 bowl

Inset
L800 x W500 x D210mm
Grey 3663602901198




COOKE
& LEWIS

Ising

1.5 bowl

Inset
L1000 x W500 x D210mm
Grey 3663602901204



COOKE
& LEWIS

Ising

1 bowl

Inset
L800 x W500 x D210mm
Black 3663602900832



COOKE
& LEWIS

Ising

1.5 bowl

Inset
L1000 x W500 x D210mm
Black 3663602900849



Shown: Cooke & Lewis Ising 1.5 bowl, 3663602901204.



GoodHome 

Keluak

1 bowl

Inset

Undermount or inset

L620 x W500 x D210mm

Black 5059340458359



GoodHome 

Keluak

1 bowl

Inset

L1000 x W500 x D210mm

Black 5059340458465

Romesco sinks

All Romesco sinks are available as 1 bowl, 1 bowl with drainer or 1.5 bowl configurations, with extra-wide and deep bowls to maximise space. Each sink includes a chopping board, cutlery holder and drainer, which can also be purchased separately.



1 bowl
Inset
L770 x W511 x D236mm
Stainless steel
5059340458762



1 bowl
Inset
L880 x W510 x D220mm
Stainless steel
5059340458472



1 bowl
Inset
L880 x W510 x D220mm
Stainless steel
5059340458526



1.5 bowl
Inset
L1050 x W510 x D220mm
Stainless steel
5059340458489



1 bowl
Inset
L770 x W515 x D236mm
Black
Composite quartz
5059340458748



1 bowl
Inset
L880 x W515 x D220mm
Black
Composite quartz
5059340458533



1 bowl
Inset
L883 x W515 x D220mm
Black
Composite quartz
5059340458496



1.5 bowl
Inset
L1050 x W515 x D220mm
Black
Composite quartz
5059340458519

Composite quartz sinks

Composite quartz sinks are one of the most solid and robust choices available. They're hard-wearing, stylish and resistant to scratches and heat.



Shown: Cooke & Lewis Arber 1.5 bowl, 3663602900931.



**COOKE
& LEWIS**

Arber

1 bowl

Inset

L860 x W500 x D202mm

White 3663602900924



**COOKE
& LEWIS**

Arber

1.5 bowl

Inset

L900 x W500 x D202mm

White 3663602900931



**COOKE
& LEWIS**

Arber

1 bowl

Inset

L860 x W500 x D202mm

Black 3663602900894



**COOKE
& LEWIS**

Arber

1.5 bowl

Inset

L900 x W500 x D202mm

Black 3663602900900



**COOKE
& LEWIS**

Fatali

1 bowl

Inset

L780 x W500 x D220mm

Black 5059340458366



**COOKE
& LEWIS**

Galvani

1 bowl

Inset

L1000 x W500 x D209mm

Grey 3663602901266



COOKE
& LEWIS

Galvani

1.5 bowl

Inset

L1000 x W500 x D209mm

Grey 3663602901273



COOKE
& LEWIS

Galvani

1 bowl

Inset

L1000 x W500 x D209mm

Black 3663602901051



COOKE
& LEWIS

Galvani

1.5 bowl

Inset

L1000 x W500 x D209mm

Black 3663602901068



GoodHome

Sorrel

1 bowl

Undermount or inset

L460 x W550 x D180mm

White 5059340458427



GoodHome

Sorrel

1 bowl

Undermount or inset

L460 x W550 x D180mm

Grey 5059340458434



GoodHome

Sorrel

1 bowl

Undermount or inset

L460 x W550 x D180mm

Black 5059340458410



GROHE

K700U

1 bowl

Undermount

L457 x W533 x D209mm

Granite black 4005176521362



GROHE

K500

1.5 bowl

Inset

L500 x W1000 x D200mm

Granite black 4005176521201



FRANKE

Orion

1 bowl

Inset

L940 x W510 x D190mm

White 7612981570903



Shown: GoodHome Sorrel
1 bowl, 5059340458410.



FRANKE

Orion

1.5 bowl

Inset

L1000 x W510 x D190mm

White 7612981571320



FRANKE

Orion

1 bowl

Inset

L940 x W510 x D190mm

Black 7612981571313



FRANKE

Orion

1.5 bowl

Inset

L1000 x W510 x D190mm

Black 7612981571344

InSinkErator® food waste disposers

InSinkErator® food waste disposers are convenient kitchen appliances offering a hygienic, safe and practical solution to managing food waste in the home.



in sink erator

Model 46

50375019992



in sink erator

Model 56

50375020035



in sink erator

Model 66

50375020080



Taps

Complete your kitchen sink with the perfect tap, available in a wide range of colours and styles.

| | |
|---------------|-----|
| Top lever | 182 |
| Side lever | 184 |
| Twin lever | 188 |
| Deck lever | 192 |
| Monobloc | 192 |
| Pull-out | 193 |
| Spring necked | 194 |
| Filter | 196 |
| Boiling water | 198 |
| Sensor | 198 |



Lever taps

Lever taps let you control the flow of hot and cold water, making it easy to set the right temperature.



Pull-out

Pull-out taps give you a greater range of movement, making washing dishes an easier task.



Spring necked

With a flexible hose and extendable movement, spring lever taps make cleaning dishes and rinsing salads easy.



Filter

Engineered to remove impurities, filter taps improve the taste of your water, while leaving beneficial minerals behind.



Boiling water

No need to wait for water to boil, these taps free up worktop space by eliminating the need for a kettle.



Sensor

With the wave of a hand, sensor taps allow for hands-free use, reducing cross-contamination while cooking.

Top lever taps

Top lever taps are fed by a single lever, positioned at the top of the base. It controls the flow of water and intuitively mixes hot and cold water for the ideal temperature.



Cascabel
Chrome
5059340453897



Brigg
Chrome effect
3663602929840



Dora
Chrome effect
3663602929932



**COOKE
& LEWIS**
Aruvi
Polished chrome effect
3663602482123



GoodHome 
Kawa
Stainless steel
5059340452579




GoodHome 
Kawa
Graphite
5059340452586




GoodHome 
Phoran
Chrome
5059340452708




GoodHome 
Phoran
Stainless steel
5059340452715



GoodHome 
Phoran
Black titanium
5059340452722



GoodHome 
Morita
Chrome
5059340452593



GoodHome 
Morita
Stainless steel
5059340452609



GoodHome 
Morita
Black graphite
5059340452616



GoodHome Kawa chrome 5059340452562.



Bristan Renaissance chrome effect 5014868696836.†



Castor
Chrome
5014868073323†



Swift
Chrome
4005176472909



Start
Chrome
4005176635847



For more taps visit diy.com

Side lever taps

Side lever taps are fed by a single lever, positioned at the side. It controls the flow of water and intuitively mixes hot and cold water for the ideal temperature.



COOKE
& LEWIS

Belmore

Chrome effect
3663602930242



COOKE
& LEWIS

Belmore

Brushed nickel effect
3663602930372



COOKE
& LEWIS

Katiki

Chrome effect
3663602929994



COOKE
& LEWIS

Katiki

Matt black
3663602930013



GoodHome 

Havarti

Stainless steel
5059340452906



GoodHome 

Havarti

Matt black
5059340452913



GoodHome 

Argania

Matt graphite effect
3663602481973



GoodHome 

Filbert

Polished chrome
3663602481829*†



GoodHome 

Filbert

Stainless steel
5059340504582*†



GoodHome 

Filbert

Gold brass effect
3663602481843*†



GoodHome 

Kamut

Polished chrome effect
5059340452623



GoodHome 

Kamut

Stainless steel effect
3663602481911



GoodHome 

Kamut

Copper effect
3663602481942



GoodHome 

Zanthé

Chrome
5059340452739



GoodHome 

Zanthé

Stainless steel
5059340452746



GoodHome 

Zanthé

Titanium
5059340452753



GoodHome 

Zanthé

Matt graphite
5059340504322



GoodHome 

Zanthé

Brushed brass
5059340452760



GoodHome 

Zanthé

Brushed copper
5059340452784



GoodHome 

Carya

Brushed stainless
steel effect
3663602481881



GoodHome 

Edulis

Brushed stainless
steel effect
3663602481898



GoodHome 

Edulis

Black graphite effect
3663602481904



BRISTAN 

Lyra

Chrome
5014868073316



BRISTAN 

Vela

Chrome
5014868073309*

*Home delivery only.
Selected products are available for home delivery to selected locations. Restrictions apply.
Delivery charges may apply. For full details please see diy.com/customer-support/delivery



Easyfit Dorado
Chrome effect
5014868073279*



Easyfit Dorado
Black
5014868073262



Start Loop
Chrome
4005176478635



Start Loop
Stainless steel
4005176478642



Cumbria
Chrome
4005176741296



Start
Matt black
4005176782312



Minta
Matt black
4005176980640



Lina
Chrome plated
7612986296136



Montreux
Stainless steel
7612985643146



For more taps visit diy.com

QUICKFIX

GROHE

surprisingly
easy!

SAY HELLO TO BLACK

GROHE START KITCHEN TAP

4005176782312



*The full limiting guarantee conditions can be found on www.guarantee.grohe.com



Tool-free mounting system

Add crisp, contemporary design to the menu with the versatile GROHE Start kitchen tap in stylish matt black.

PART OF **LIXIL**

Twin lever taps

Twin lever taps allow you to mix hot and cold water manually. Choose from a wide range of styles to suit your kitchen.



Savo
Polished chrome effect
3663602930112



Wain
Chrome effect
3663602930624



Torc
Antique brass effect
3663602930655



COOKE
& LEWIS

Treur
Polished chrome effect
3663602930600



COOKE
& LEWIS

Kidson
Polished chrome effect
3663602930129



COOKE
& LEWIS

Apsley
Chrome effect
3663602930617



GoodHome

Zanthe
Chrome plated
5059340452814



GoodHome

Zanthe
Stainless steel
5059340452821



GoodHome

Zanthe
Black graphite
5059340452838



GoodHome

Zanthe
Brushed copper
5059340452845



GoodHome

Kamut
Chrome
5059340452661



GoodHome

Kamut
Stainless steel
5059340452678



GoodHome

Kamut

Matt black

5059340452685



GoodHome

Kamut

Brushed copper

5059340452692



GoodHome

Filbert

Polished chrome effect

3663602481867



GoodHome

Filbert

Stainless steel

5059340504568



GoodHome

Filbert

Brushed brass effect

3663602481850



BRISTAN

Pictor

Chrome

5014868073293



BRISTAN

Solaris

Chrome

5014868073286



BRISTAN

Sentinel kitchen

Chrome

5014868039527†



BRISTAN

Franz

Chrome

5014868073224†



BRISTAN

Mensa

Brushed nickel

5014868073248†



BRISTAN

Colonial

Chrome

5014868039404†



BRISTAN

Colonial

Bronze

5014868039381†



Start
Chrome
4005176681745



Ambi cosmopolitan
Chrome
4005176412233



Ambi
Chrome
4005176914102



Ambi
Nickel effect
4005176673566



Ascona
Chrome
7612980758104



Ascona
Silk steel
7612980758111



Ascona
Matt black
7612986098235



Ascona
Brass
7612986098754



Olympus
Polished chrome effect
7612404001182



Sion
Chrome effect
7612980758135



Sion
Silk steel
7612980758142



For more taps visit diy.com


6 good reasons to choose a GoodHome tap



All GoodHome taps are fitted with a 35mm cartridge which is rigorously tested. It's easy to replace when needed.




For quick installation, all GoodHome taps come with an easy-to-use fitting tool.



The rubber spouts on GoodHome taps can be rubbed clean to remove limescale build up.

Not applicable on spring neck taps.



GoodHome taps are made from high-quality materials. All major touchpoints are metal.



All taps have been heavily tested for peace of mind, and come with a 10-year guarantee.*



All GoodHome taps now come with pre-fitted tap tails to make installation a quicker and easier job.



Deck lever taps

A deck mixer tap allows you to mix hot and cold water manually. This style is only suited to sinks with two tap holes.



Edith

Chrome effect
3663602930679



COOKE
& LEWIS

Galleney

Polished chrome effect
3663602930686



COOKE
& LEWIS

Sherrard

Polished chrome effect
3663602930709



COOKE
& LEWIS

Gordale

Chrome effect
3663602930693

Monobloc taps



Keld

Chrome effect
3663602930563



Aubery

Chrome effect
3663602930570



For more taps visit diy.com

Pull-out taps

A practical and functional choice, pull-out taps give you greater flexibility when cleaning.



Mokau
Polished chrome effect
3663602929956



COOKE & LEWIS
Jonha
Polished chrome effect
3663602929963



GoodHome
Abruzzo
Stainless steel effect
5059340504360



GoodHome
Zanthe
Stainless steel
5059340452791



GoodHome
Guntur
Chrome
5059340452524



GoodHome
Zatar
Black and chrome
5059340452890



GROHE
Essence Smart Control
Chrome
4005176523649



GROHE
Minta
Polished chrome effect
4005176693090



FRANKE
Montreux
Stainless steel
7612985643979



FRANKE
Lina
Chrome plated
7612986296143



FRANKE
Lina Semi-Pro
Black and chrome
7612985961493

Spring neck taps

With a similar function to pull-out taps, spring neck styles make cleaning easy and add a stylish statement to your sink.



Cooke & Lewis Bilbrough polished chrome effect 3663602930075.



COOKE
& LEWIS

Farin

Polished chrome
3663602482130



COOKE
& LEWIS

Bilbrough

Black
3663602930099



COOKE
& LEWIS

Bilbrough

Brushed nickel effect
3663602930082



GoodHome 

Saffron

Chrome
5059340452876



GoodHome 

Saffron

Chrome-plated
5059340452869



GoodHome 

Saffron

Stainless steel
5059340452883



GoodHome 

Kamut

Stainless steel with
black spring
5059340504421



GoodHome 

Kamut

Graphite with black spring
5059340504469



Shown: Get chrome 4005176472930.



Get
Chrome
4005176472930



Feel
Chrome
4005176673917



Wave
Chrome effect
7612981014179



Wave
Silk steel
7612981014186

Filter taps

Get cleaner drinking water by introducing a filter tap into your home. As well as being great value for money, filter taps improve both the smell and taste of your water.



Blue Pure Minta

With standard size filter set.

Chrome

5059340869513



Blue Pure Start U-Spout

With standard size filter set.

Chrome

5059340869551



Blue Pure Start Curve

With standard size filter set.

Chrome

5059340869575



Blue Pure Minta pull-out

With magnesium and zinc filter set.

Chrome

5059340869490



Blue Pure Start U-Spout

With magnesium and zinc filter set.

Chrome

5059340869544



Blue Pure Start Curve

With magnesium and zinc filter set.

Chrome

5059340869568

GROHE filters sold separately: 4005176984068, 4005176674099.



Adarna spring neck

Chrome effect

5059340159744



Loreli lever

Chrome

5059340139159



Loreli lever

Stainless steel

5059340452494



Pure Freude
an Wasser

GROHE



YOUR PRIVATE WATER SOURCE

GROHE BLUE PURE FILTER TAP

For the ideal everyday routine: The GROHE Blue Pure water system is more than just a tap. It allows the enjoyment of refined water straight from the kitchen tap. With its four relaunched designs, the water system makes every drop of water even more tasty, sustainable & convenient. Thanks to its sophisticated filter technologies, GROHE Blue Pure is suitable for every water condition while filtered and unfiltered water is hygienically separated within the tap. A true multitasker for the kitchen!

Find the full range at [diy.com](https://www.diy.com)



PART OF **LIXIL**

Boiling water taps

In addition to your main kitchen tap, these advanced taps deliver instant, steaming hot water at any time.



GoodHome Aji 3-in-1 boiling water tap, matt black, 5059340452470. Also available in stainless steel and chrome.



Red Duo water boiler tap
Chrome
4005176989162


Good to know

Boiling water taps should not to be used with integrated earthstone or solid surface acrylic sinks.

Sensor taps

Controlled using an infrared beam emitted by a sensor, these taps automatically turn on when you place your hands in front of them, before automatically switching off after a set period of time.



GoodHome 
Horopito spring neck tap
Chrome effect
5059340452555



GoodHome 
Guntur side lever tap
Chrome
5059340452531



GoodHome 
Guntur side lever tap
Stainless steel
5059340452548

10
years

GUARANTEE *



GoodHome 

Boiling hot water ready in an instant

AJI 3-in-1 boiling water tap

- Instant boiling water up to 98 degrees when you need it
- Includes boiling water tank and replaceable filter
- Features a safety lock button for peace of mind

*For guarantee details and exclusions, see page 211. This does not affect your legal rights.



Storage solutions

Create a kitchen that's efficient and stylish with our range of storage and accessories.

| | |
|------------------|-----|
| Pull-out storage | 202 |
| Shelving systems | 205 |
| Bins | 206 |
| Kora recycling | 207 |



Pull-out storage



Internal drawers



Shelving systems



Kora recycling

Storage

Internal storage is designed to help you efficiently store items and access hard-to-reach areas.



1. GoodHome Pebre corner carousel 930mm 3663602480259. **2. GoodHome Pebre pull-out unit 150mm** 3663602480143, more sizes available. **3. Hafele swing pull-out corner 1000mm**, left-hand 5059340811482, right-hand 5059340811499. **4. GoodHome Pebre pull-out corner 800mm** left-hand opening 3663602480198, right-hand opening 3663602480204, more sizes available. **5. Pebre space corner 800mm** left-hand opening 5059340140841, right-hand opening 5059340140858, more sizes available. **6. GoodHome Pebre half moon carousel 800mm** 5059340140803, more sizes available.



7. Hafele pull-out larder storage 300mm, 5059340811505. 8. GoodHome Pebre pull-out larder 600mm 3663602480273 (metal support bar included), more sizes available.



1. GoodHome drawer dividers 3663602479383. **2. GoodHome internal drawer fascia** 600mm 3663602479222, more sizes available (600mm drawers and smaller have 40kg runners. 800mm drawers and larger have 50kg runners). **3. GoodHome drawer** 600mm 3663602479161. **4. GoodHome soft-close deep drawer box** 600mm 3663602479277, drawer front 600mm 3663602479321. **5. GoodHome Pebre pull-out unit** 300mm 3663602480150.



6. GoodHome Pebre under-sink shelf 800mm 3663602480174, more sizes available. **7. GoodHome Sonchus cabinet liner** 600mm 3663602632818, more sizes available. **8. Datil wall organiser fixed shelf** 3663602633075, more sizes available. **9. Datil moveable shelf** 400mm 3663602633396, more sizes available.

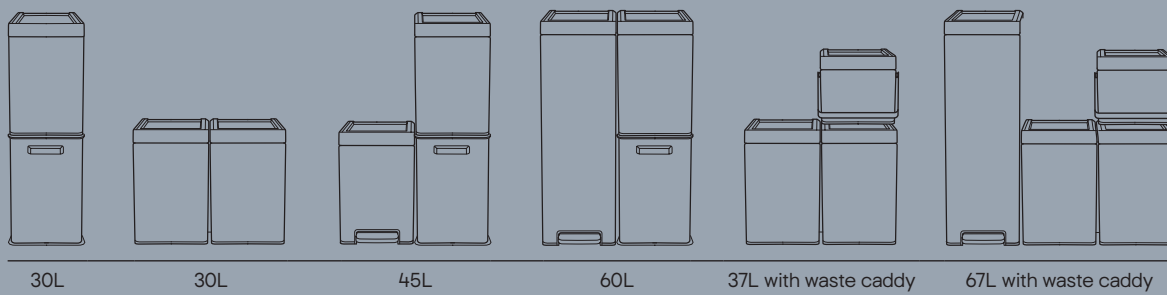


1. Datil door shelf – pan lid holder 3663602633433. **2. GoodHome Kora door mount bin** W275mm, 3663602633525. **3. Datil wine glass holder** W340mm, 3663602633440 (mug holder also available). **4. GoodHome Vigote anthracite rectangular integrated pull-out kitchen bin** 2 containers, metal and plastic, 26L, 300mm, 3663602633495, more sizes available. **5. GoodHome Vigote 13L round swing-out bin** metal and plastic, 5059340164465.*


KORA recycling

Make bin day feel less like a chore

Create the perfect combination for your space



Clip to hold lid in place*



Fingerprint resistant to keep it smudge free



Wide pedal for easy use



Hides excess bin liner



Handy step to rest internal container when removing full bin liners*



Removable pull-out unit and internal container make it easy to remove



Kora waste caddy
7L W240mm
3663602633518

Kora touch-to-open
recycling bin
15L W240mm
Stainless steel
3663602633556

Kora small base pull-
out recycling bin
15L W240mm
Stainless steel
3663602633563

Kora small
rectangular pedal bin
15L W240mm
Stainless steel
3663602633532

Kora large
rectangular pedal bin
30L W240mm
Stainless steel
3663602633549

*Only for touch and pedal bins.

Appliances

Appliances make a kitchen come to life. Whether you are creating your perfect kitchen from scratch or just giving your space a refresh, you can find an amazing range of appliances to help you complete your project. From ovens to fridges, hobs to dishwashers, upgrade your kitchen with the latest technology.

GoodHome

Haier

BOSCH

CANDY

beko



LEISURE

NEFF

RANGEMaster
UNRIVALLED PERFORMANCE



For the full range of appliances, pick up a brochure in store or visit diy.com





Helping you shop

From ordering and delivery to flexible finance options, we're here to help. For our full terms and conditions, please visit our website at diy.com. Your statutory rights are not affected.

In store or at your door



Click + Collect

Need it quick? Click + Collect is available on 1,000s of products.*



Home delivery

Don't move a muscle. Get your order at a time that suits you when you choose next-day or named-day delivery.**



Van hire

Use our Hertz 24/7 hourly van hire service to help you get your items home. Prices start at £32 per hour.***

Introducing our installation service

Our installation service for kitchens, bathrooms and bedrooms makes it even easier to bring your dream space to life.



We coordinate your project from start to finish, working with approved installers.



Our range of flexible payment and finance options means you can find a plan to suit you.



We provide a 2-year workmanship guarantee in addition to any product guarantees for peace of mind.†

Book your free planning appointment at diy.com

FlexiPlan

Powered by: **creation**

The credit account that puts you in control.

One application, one credit limit, multiple repayment options. (17.9% APR representative)

Fast, easy online application –
to find out more visit
diy.com/showroomfinance

Credit available on purchases between £75 - £25,000. 17.9% APR representative. Interest free options available on purchases over £1,000. Terms and conditions apply. Availability of credit is subject to status. B&Q Limited acts as a credit broker and not as a lender and offers credit products from more than one lender. The credit advertised here is provided by Creation Consumer Finance Ltd.

*Selected products are not available as part of our Click + Collect service. Available in selected stores only. Restrictions apply, see diy.com

**Delivery charges may apply, see page 211. For full details please see diy.com/customer-support/delivery
***Participating stores only. Please visit our store locator at diy.com to see if your nearest store is participating.

Terms and conditions apply, visit hertz247.com/bq for further details.

†For workmanship guarantee terms and conditions, visit diy.com/customer-support/terms-and-conditions

Terms and conditions

Ordering and delivery

Available for home delivery

Selected items are available to order for delivery direct to your home. Available for selected locations, restrictions apply. Delivery charges may apply. See diy.com/customer-support/delivery for further details. When buying at diy.com we'll tell you the delivery time during the checkout. Please ask about delivery times when ordering in store.

Store delivery service

If you're not able to get your items home from store, why not use our store delivery service? This service enables you to have your items delivered to the ground floor room of choice in your home. Ask your local store for details on their delivery area. Charges may apply.

Ordering and delivery FAQs

Will all of my home delivered items arrive together?

You can select the same delivery date for several products at the checkout at diy.com. However, items delivered by different partners may arrive separately and at different times.

Do you deliver to my address?

We're currently unable to deliver online orders to the Republic of Ireland, Jersey, Guernsey, Isles of Scilly, Scottish Islands (including Isle of Skye, Isle of Arran, Isle of Colonsay, Isle of Cumbrae, Isle of Jura, Isle of Coll, Isle of Eigg, Isle of Rhum, Isle of Canna), Orkney Islands, Outer Hebrides and BFPO addresses.

Bulk products will be delivered to the kerbside outside of your address. You'll be advised at the checkout if this is the case, and you'll be responsible for moving these items onto your property.

Can B&Q let me know the time of my delivery?

Some of our delivery partners may contact you in advance by phone or by text message and may let you know either an estimated arrival time or confirm an am/pm delivery slot. If this applies to your order, we'll let you know before you check out and in your confirmation email.

When will my home delivery order arrive?

For the majority of products on diy.com, we'll either be able to let you know, or let you choose, a delivery date before you check out. For all other products, we'll let you know that we'll be in touch by phone or text message to arrange a delivery date.

Deliveries are made between 8am and 6pm.

When can I collect my Click + Collect order?

If you order before 7pm Monday to Friday or 4pm Saturday and Sunday, your Click + Collect order will be available from 1pm the next day in your chosen store.

Please note that we have some stores where your order will take two days to be ready and can then be collected after 6pm (this includes stores in Northern Ireland and on the Isle of Man, please see diy.com/click-collect for the full list).

Find out more about when your order will be ready for collection on our Click + Collect page on diy.com/click-collect

If you don't collect your order straight away, we'll hold it in store for you for 7 days. If it's not been collected after 7 days, one of our team will be in contact with you.

Where do I collect my Click + Collect order from?

Your Click + Collect order will be available at the Click + Collect point in your chosen store. Look for the Click + Collect signs in the checkout area.

About our products

All products are subject to availability.

All prices are correct at time of going to press and may be subject to change. Whilst we try to ensure accurate colour representation, please be aware that the photographic process may sometimes alter colours. Some items in our photographs are included for display purposes and are not necessarily intended to be installed as shown with regard to proximity. Please refer to the instructions supplied with your product before installation.

A summary of this price guide is available in Braille, large print or on audio cassette. Please ask at your local store for more details.

Finance

Open a FlexiPlan credit account and use it for everything you need from B&Q for your home improvement projects when you spend £75 or more. There's one application, one credit limit, and multiple repayment options. Please see diy.com/showroomfinance for more information or speak to a colleague in store. Credit available on purchases between £75 - £25,000. **17.9% APR representative.** Interest free options available on purchases over £1,000. Terms and conditions apply. Availability of credit is subject to status. **B&Q Limited acts as a credit broker and not as a lender and offers credit products from more than one lender. The credit advertised here is provided by Creation Consumer Finance Ltd.**

GoodHome 25-year kitchen guarantee

Guaranteed for 25 years from date of purchase.

Covers: GoodHome kitchen cabinets, door and drawer fronts, cabinet panels, cornice, pelmet, plinths, hinges, worktops and drawers.

Excludes: Kitchen appliances, taps, sinks, internal and external kitchen storage, bins, cabinet accessories, handles, under-cabinet lighting and cabinet hanging brackets.

See diy.com/customer-support/policies/terms for full guarantee T&Cs.

Doing your bit

The UK's Waste Electrical and Electronic Equipment (WEEE) regulation aims to ensure the waste of electrical and electronic equipment is disposed of in an environmentally friendly way.

You can take back any unwanted small electrical products, or if you've purchased a larger, like-for-like product from us, to a B&Q store free of charge. Where you've purchased a large like-for-like electrical product from us within 28 days, we can collect it for a fee per item by calling 0333 014 3529. Visit diy.com for more details.

Returns policy

Please keep your receipt for anything you buy from us. It'll ensure we can help you if you need to bring something back.

If you return a product unused, with the original receipt within 90 days of purchase (or delivery where applicable) we'll exchange the product or issue a refund based on the original method of payment. For purchases made by debit/credit card, the same card must be used to process the refund. B&Q customer sales forms are an acceptable form of receipt.

Products that have been cut, made to measure or mixed to your requirements cannot be exchanged or refunded.

Your consumer rights are not affected

If the product you purchase is faulty, or not as described, we may offer an exchange, refund or repair as appropriate, in accordance with your consumer rights.

Ways to return your items

In the first instance, return via home delivery or diy.com

Contact us on 0333 014 3357.

Lines are open 8am-8pm Monday to Saturday and 10am-4pm Sunday.

Email us at home.delivery@b-and-q.co.uk

Write to us at B&Q Customer Services Centre, North Avenue, Clydebank, West Dunbartonshire, G81 2NT.

Alternatively, return your items to your local B&Q store

You'll need to take the product, your receipt/sales advice and the debit/credit card you used for payment with you.

Contacts

If you would like to leave feedback about your experience in our stores please let us know.

Email us

You can contact us using our customer support form at diy.com/contact_us

Call or write to us

For questions relating to orders placed for home delivery, please call our dedicated line on 0333 014 3357.

Monday-Saturday 8am-8pm, Sunday 10am-4pm.

For general enquiries call 0333 014 3098.

Monday-Friday 8am-8pm, Saturday 8am-5pm,

Sunday 10am-4pm.

Or write to us at B&Q Customer Services Centre, North Avenue, Clydebank, West Dunbartonshire, G81 2NT.

Registered office B&Q Limited, Chestnut Avenue, Chandlers Ford, Hampshire SO53 3LE

Follow us



The mark of responsible forestry
Ask us about FSC® Certified products



Prices correct as of 15 November 2024.

Availability may have changed since the publication of this brochure. Customers are advised to check current prices and availability online at diy.com before purchasing.

GoodHome is our product brand. It is a seal of quality, innovation and excellence. A number of existing products branded Cooke & Lewis have garnered great customer feedback and passed all our assessment criteria. They have therefore won the right to move under the GoodHome brand, but are still being supplied under their original Cooke & Lewis packaging for a short period. This is because, true to our sustainable ambition, we do not believe in throwing away perfectly good packaging.

