

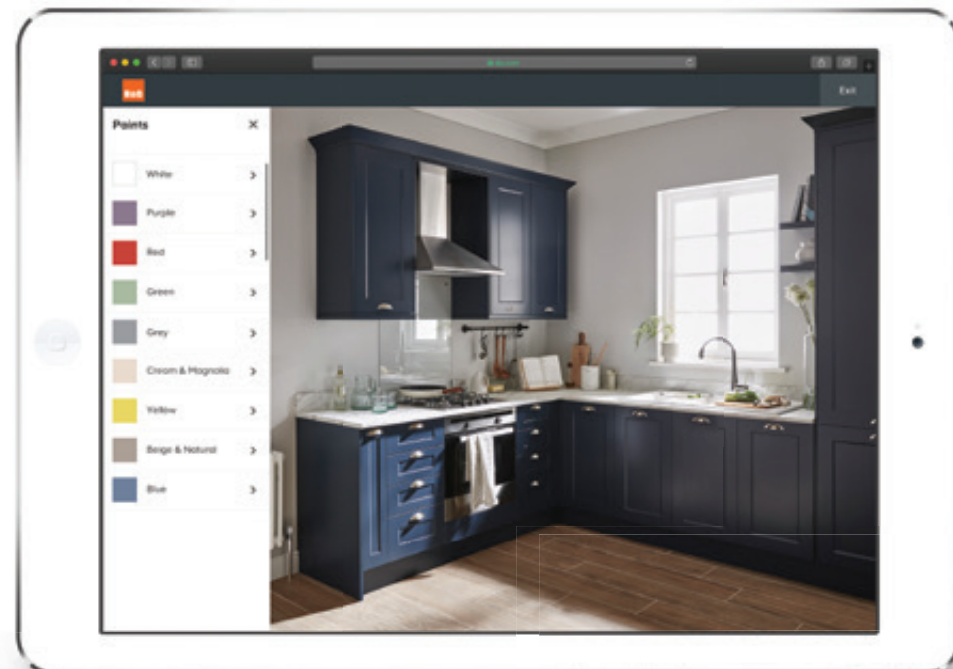
Get the look



Book a planning appointment

Our team will help you imagine and design your dream kitchen. We'll help you get those creative juices flowing and give you a budget-friendly quote.

diy.com/planningappointment



Get creative

Use our kitchen visualiser tool to experiment with different combinations for your space. Play around with flooring, paint, cabinets, worktops and tiles.

diy.com/kitchenvisualiser



Kitchens

Product & cabinetry guide 2020



B&Q

diy.com/kitchens

Contents

04	Plan your kitchen	114	Plan your storage space
06	Worktops & splashbacks	116	Plan your appliances
16	Handles	118	Base & larder cabinets
21	Storage	120	Wall cabinets
28	Electrical & lighting	122	Drawers
30	Bins	123	Drawers configurations
34	Seating	124	Our kitchen range
36	Sinks	142	Other door styles
48	Taps	143	Gas & electrical regulations
64	Appliances		
112	Flooring & walls		



*Comparison based on an independent check by Insight Retail Group Ltd of the published and available prices of comparable kitchens sold by Homebase, Wickes and B&Q during 2017, 2018 and 2019, based on their unique 8 unit model kitchen layout. Comparison excludes appliances, sinks, taps, installation, lighting and decorative enhancements. Kitchen specifications may vary. To verify the comparison please visit: www.kitchen-compare.com/buy/lowest-priced-national-diy-retailer-of-kitchens-2019



Let's get started

Welcome to everything you need to get your kitchen project in motion. This guide shows you how to decide on a style, choose your appliances and measure your kitchen so you can plan, order and install it.

- 1

Range

Every kitchen needs worktops and appliances that work hard. Find our full range of products to create a space you're really proud of.
- 2

Planning

Your kitchen measurements will form the foundations of your design, so we've created a guide to make sure you note down all the important ones.
- 3

Doors

Whether you've got a tiny galley kitchen or a large space made for entertaining, our collection of cabinet doors and units has a combination for everyone.
- 4

Essentials

From hinges to cabinet legs, it's the small essentials that make the biggest difference.



For more tips visit diy.com/planmykitchen

Prices correct as of 10 April 2020. Prices and availability may have changed since the publication of this brochure. Customers are advised to check current prices and availability online at diy.com before purchasing.



Plan your kitchen

The heart of the home, somewhere to cook up a storm, a place for entertaining, good morning greetings and late night conversations. It's safe to say the kitchen is an important room in the house. But, before you think about your new design, knowing the exact shape and size of the area will help determine which cabinets and appliances will make the most of the space.


All our GoodHome kitchens come with a 25-year guarantee.*



Book an appointment

Using our interactive design tool, our team will help you plan your ideal kitchen while keeping your budget in mind.

Book an appointment at diy.com/planningappointment



Get rewarded with B&Q Club

Register to receive offers by email and we'll send you your first voucher giving you £5 off when you spend £30 or more.



Join today at diy.com/bandqclub

Shop ■ Scan ■ Save

Measuring your kitchen

1 Sketch your room layout



2 Indicate and measure openings



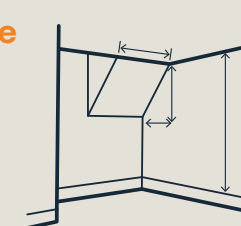
3 Measure your doors, walls and windows



4 Indicate and measure any obstacles

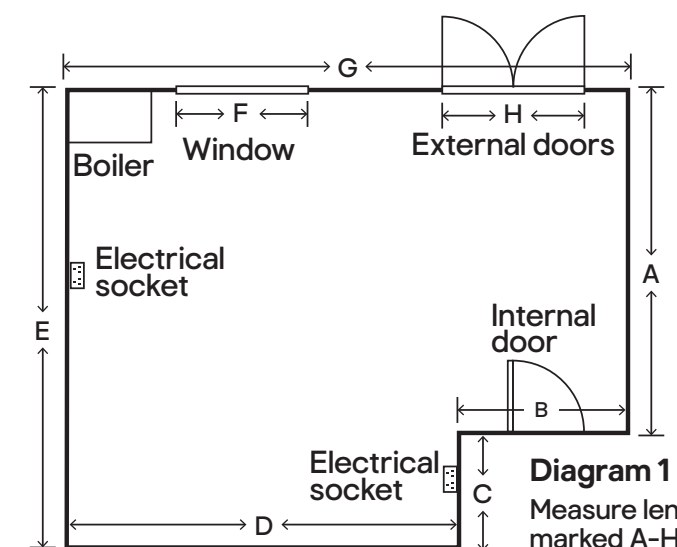
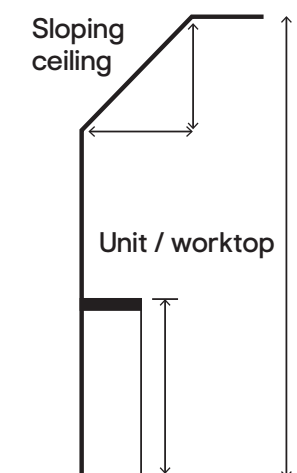
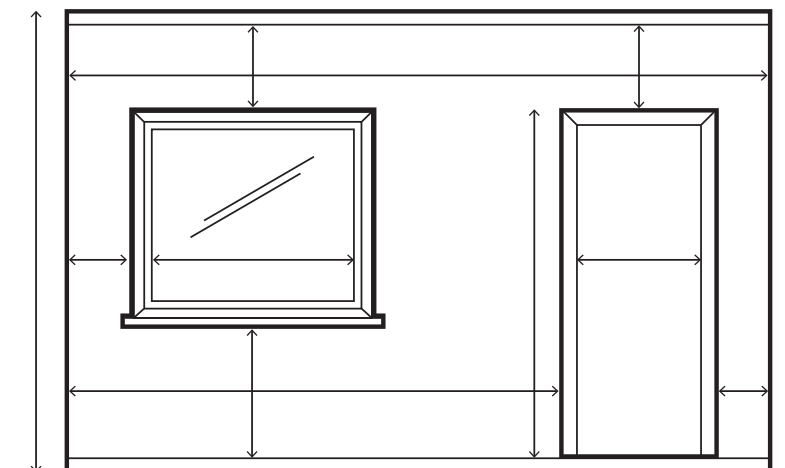


5 Measure ceiling height



Measurements to think about

Here's a guide on some key measurements to take note of when planning your kitchen.



Worktops


Beautifully crafted worktops are the ultimate finishing touch in any kitchen. From laminate to solid wood and granite, we've got options to suit all lifestyles and budgets.



Berberis gloss & glitter




The 38mm Berberis laminate worktop has a square edge profile. It's available in deep gloss and glitter finishes (with real glitter within the top layer) and has improved scratch-resistant technology.


	Mirror gloss white Gloss worktop 62 x 3.8 x 300cm 3663602634812* £138	Black star Glitter worktop 62 x 3.8 x 300cm 3663602634911 £138	Grey glitter gold Glitter worktop 62 x 3.8 x 300cm 3663602635413 £138	White glitter gold Glitter worktop 62 x 3.8 x 300cm 3663602635406* £138	White star Glitter worktop 62 x 3.8 x 300cm 3663602634997 £138
Laminate breakfast bar D90 x T3.8 x L200cm	3663602635161* £208	3663602635178* £208	3663602635956* £208	3663602635949* £208	3663602635185* £208
Laminate upstand H10 x T1.8 x L300cm	3663602636540* £32	3663602636557 £32	3663602635468 £32	3663602635451* £32	3663602636564 £32
ABS edging 3m D4.2 x T0.1 x L300cm	3663602635703* £12	3663602635710 £12	3663602635741 £12	3663602635734* £12	3663602635727 £12
ColorFill laminate filler Unika 25g	5023778908960* £8	5023778909097 £8	5023778909004 £8	5023778909080* £8	5023778908946 £8



Berberis super matt



The Berberis super matt laminate has a high resistance to chemicals. It has a low light reflection and soft-touch finish.


	White Super matt worktop 62 x 3.8 x 300cm 3663602635253* £146	Titan Super matt worktop 62 x 3.8 x 300cm 3663602635048* £146	Zinc Super matt worktop 62 x 3.8 x 300cm 3663602635147* £146	Black Super matt worktop 62 x 3.8 x 300cm 3663602635000* £146
Laminate breakfast bar D90 x T3.8 x L200cm	3663602635222* £228	3663602635208* £228	3663602635215* £228	3663602635192* £228
Laminate upstand H10 x T1.8 x L300cm	3663602636601* £32	3663602636588* £32	3663602636595* £32	3663602636571* £32
ABS edging 3m D4.2 x T0.1 x L300cm	3663602635796* £12	3663602635765* £12	3663602635789* £12	3663602635758* £12
ColorFill laminate filler Unika 25g	5023778908885* £8	5023778909066* £8	5023778909073* £8	5023778909059* £8

Laminate worktops


Our wide range of laminate worktops are hygienic, heat and scratch resistant, and easy to clean and install. It includes both square edged and post-formed (round edge) finishes in three thicknesses.




Kala



The Kala worktop is a 38mm square edge laminate available in a range of realistic stone and wood-effect finishes.

	Carnival Laminate worktop 62 x 3.8 x 300cm 3663602634331* £118	Light concrete effect Laminate worktop 62 x 3.8 x 300cm 3663602634430 £118	Light quartz effect Laminate worktop 62 x 3.8 x 300cm 3663602634614* £118
Laminate breakfast bar D90 x T3.8 x L200cm	3663602635116* £158	3663602635123* £158	3663602635130* £158
Laminate upstand H10 x T1.8 x L300cm	3663602636489* £32	3663602636496 £32	3663602636526* £32
ABS edging 3m D4 x T0.1 x L300cm	3663602635635* £9	3663602635666 £9	3663602635680* £9
ColorFill laminate filler Unika 25g	5023778909004* £8	5023778909011 £8	5023778909035* £8

	Dark wood effect Laminate worktop 62 x 3.8 x 300cm 3663602636885* £118	Light wood effect Laminate worktop 62 x 3.8 x 300cm 3663602636724* £118	Oak effect Laminate worktop 62 x 3.8 x 300cm 3663602636502 £118	White washed Laminate worktop 62 x 3.8 x 300cm 3663602636618* £118
Laminate breakfast bar D90 x T3.8 x L200cm	3663602635062* £178	3663602635031* £178	3663602635017* £178	3663602635024* £178
Laminate upstand H10 x T1.8 x L300cm	3663602636434* £32	3663602636410* £32	3663602636397 £32	3663602636403* £32
ABS edging 3m D4.2 x T0.1 x L300cm	3663602635581* £9	3663602635550* £9	3663602635536 £9	3663602635543* £9
ColorFill laminate filler Unika 25g	5023778908953* £8	5023778908939* £8	5023778908908 £8	5023778908922* £8

Upstands

An upstand protects the wall above a worktop.

ABS edging

Designed to protect and add a neat finishing touch, ABS edging is a resistant strip that covers the exposed sides of a worktop.

Algiata

A sleek choice for modern kitchens, the 22mm Algiata laminate worktop has a super slim profile. The enhanced textures and scratch-resistant finish make it a low maintenance option.

	 <div>Slate effect</div>	 <div>White marble effect</div>	 <div>Grey stone effect</div>	 <div>Cancanta marble effect</div>	 <div>Terazzo stone effect</div>	 <div>Ultimate grey marble</div>
	Thin laminate worktop** 62 x 2.2 x 300cm 3663602634232 £68	Thin laminate worktop** 62 x 2.2 x 300cm 3663602634133* £88	Thin laminate worktop** 62 x 2.2 x 300cm 3663602634034* £88	Thin laminate worktop 62 x 2.2 x 300cm 3663602482611* £88	Thin laminate worktop 62 x 2.2 x 300cm 3663602482567* £88	Thin laminate worktop 62 x 2.2 x 300cm 3663602482666* £88
Laminate breakfast bar D90 x T2.2 x L200cm	3663602635109* £148	3663602635093* £148	3663602635086* £148	3663602482628* £148	3663602482574* £148	3663602482673* £148
Laminate upstand H10 x T1.8 x L300cm	3663602636472 £32	3663602636465* £32	3663602636458* £32	3663602482635* £32	3663602482581* £32	3663602482680* £32
ABS edging 3m D2.4 x T0.05 x L300cm	3663602635628 £9	3663602635611* £9	3663602635604* £9	3663602482659* £9	3663602482604* £9	3663602482703* £9
ColorFill laminate filler Unika 25g	5023778908991 £8	5023778908984* £8	5023778908915* £8	5023778908885* £8	5023778910376* £8	5023778909066* £8

**The curve is 3mm radius top and bottom.

Remember

Unika ColorFill

A colour-matched sealant to create smooth joins.









Post-formed profile



Square edge profile

Kabsa

The Kabsa laminate worktops have a 38mm post-formed edge and are available in five striking wood and stone-effect finishes. The curve has a 3mm radius at the top and bottom.


	 <div>Black granite effect</div>	 <div>Grey oak effect</div>	 <div>Rustic effect</div>	 <div>Travertine effect</div>	 <div>Wood block effect</div>
	Laminate worktop 62 x 3.8 x 300cm 3663602635383 £72	Laminate worktop 62 x 3.8 x 300cm 3663602636243* £72	Laminate worktop 62 x 3.8 x 300cm 3663602636779 £72	Laminate worktop 62 x 3.8 x 300cm 36636026354720* £68	Laminate worktop 62 x 3.8 x 300cm 3663602633952 £72
Laminate breakfast bar D90 x T3.8 x L200cm	3663602635925* £132	3663602636304* £132	3663602635055* £132	3663602635154* £132	3663602635079* £132
Laminate upstand H10 x T1.8 x L300cm	3663602635420 £28	3663602636250* £28	3663602636427 £28	3663602636533* £28	3663602636441 £28
ABS edging 3m D4.2 x T0.05 x L300cm	3663602635642 £9	3663602636274* £9	3663602635574 £9	3663602635697* £9	3663602635598 £9
ColorFill laminate filler Unika 25g	5023778909059 £8	5023778909110* £8	5023778908908 £8	5023778909042* £8	5023778908939 £8



Post-formed profile

28mm laminate

These 28mm post-formed laminate worktops have a 6mm round edge profile and are available in three versatile finishes. The easy-to-clean surface is resistant to heat, water, moisture, stains, impact and abrasions.

	<div>White</div> <div>Laminate worktop 62 x 2.8 x 240cm 3663602636151 £38</div>	<div>Oak effect</div> <div>Laminate worktop 62 x 2.8 x 240cm 3663602636168 £45</div>	<div>Dark stone effect</div> <div>Laminate worktop 62 x 2.8 x 240cm 3663602636175 £45</div>
ABS edging 3m D4.2 x T0.05 x L240cm	3663602636731 £6	3663602635512 £6	3663602635529 £6
ColorFill laminate filler Unika 25g	5023778908960 £8	5023778908908 £8	5023778908915 £8



Post-formed profile

38mm laminate

This 38mm worktop is made from stone-effect laminate that's easy to clean. The surface is resistant to heat, water, moisture, stains, impact and abrasions and has a 3mm round edge profile.

Laminate breakfast bar D90 x T3.8 x L200cm	3663602635932* £132
Laminate upstand H10 x T1.8 x L300cm	3663602635444* £28
ABS edging 3m D4.2 x T0.05 x L300cm	3663602635659* £9
ColorFill laminate filler Unika 25g	5023778909103* £8

Umbria stone effect

Laminate worktop
62 x 3.8 x 300cm
3663602635390*
£72



Colours 45a cooker switch and 13a socket with power indicators

Brushed Steel Effect
5052931188109
Polished Chrome Effect
5052931188321
Black Nickel Effect
5052931187898

£18.50



Top tip...

Keep your worktop looking good as new, by always using a chopping board and never placing hot pots directly onto the surface. Treat solid wood surfaces regularly with oil and re-seal granite worktops once every five years.


Solid wood worktops

Solid wood gives a warm, natural look and feel in your kitchen. Our solid wood worktops come pre-oiled, which means they can be cut or curved and are easy to sand and seal. With the right care and maintenance, these worktops will stay looking great for years to come.

- Made from responsibly sourced wood.

GoodHome

Hinita



Hinita is a thick 40mm square edge, premium grade solid wood worktop, available in oak or stained oak.

Oak 40mm solid timber worktop 62 x 4 x 300cm 3663602635567* £298	Stained oak 40mm solid timber worktop 62 x 4 x 300cm 3663602635673* £298
--	--



Solid timber breakfast bar D90 x T4 x L200cm	3663602636120* £358	3663602636137* £358
Upstand H4 x T2 x L300cm	3663602636632 £28	3663602636649* £32
40mm solid timber island D90 x T4 x L180cm	3663602636106* £358	3663602636113* £358

GoodHome

Kava



These Kava 26/27mm solid wood worktops have an easy to clean surface. Available in beech and oak.

Beech 27mm solid timber worktop 62 x 2.7 x 300cm 3663602635307 £98	Oak 26mm solid timber narrow stave worktop 62 x 2.6 x 300cm 3663602635437 £138
--	--

Upstand H4 x T2 x L300cm	3663602636625 £28	3663602636632 £28
------------------------------------	-----------------------------	-----------------------------



Worktop kit
Containing worktop oil, intensive wood cleaner, sanding pad and polishing cloths
5708055033732
£45

How to care for your solid wood worktop

1. Prepare

Wearing protective gloves throughout the process, lightly sand the work surface – we recommend 120 grit sandpaper. Vacuum any dust shavings and then mix the cleanser (included in the kit) with water to clean the surface.

2. Treat

When the surface is completely dry, use a clean paintbrush to apply the oil evenly – leave for 30 minutes. Buff the surface with the soft white pad (included in the kit) and wipe off any excess oil with a lint-free cloth. Leave to dry for at least an hour.

3. Finish

Stir the oil and apply another even coat. Sand in wet oil with the 280–400 grit black sanding pad (included in the kit). Wipe off any excess oil with a lint-free cloth.


4. Aftercare

- The surface is ready for light use after 24 hours
- The oil will continue to harden over the next week, so use the surface lightly during this time
- Any spilled liquids should be wiped up immediately to avoid watermarks.

Solid surface

A solid surface worktop offers the flexibility of choosing an undermount sink.

- Hygienic
- Easy to clean and maintain
- Hard wearing
- Seamless joints.



HI-MACS MyWorktop® solid surface worktops have a smart finish that resembles natural stone. They're expertly designed to create a smooth, non-porous and stain-resistant surface. For an even seamless profile, colour-matched adhesive can be applied and polished to make the joins invisible.

Diamond white HI-MACS MyWorktop® solid surface worktop 62 x 2 x 220cm 8801000042982* £428	Chamomile HI-MACS MyWorktop® solid surface worktop 62 x 2 x 220cm 8801000042999* £428	Sand beige HI-MACS MyWorktop® solid surface worktop 62 x 2 x 220cm 8801000043002* £428
---	---	--

Solid surface upstand H4 x T2 x L220cm	8801000043019* £76	8801000043026* £76	8801000043033* £76
Solid surface adhesive 70ml	8801000043040* £25	8801000043057* £25	8801000043064* £25

GoodHome

Nepeta



These Nepeta worktops are made from pure laminate, so they offer a higher heat and scratch resistance than other designs. Its surface is non-porous, so it's hygienic, water resistant and easy to clean.

- No edging required
- Double-sided finish.

Ceramic/mineral 12mm compact worktop 62 x 1.2 x 300cm 3663602635772* £247	Mid/deep wood 12mm compact worktop 62 x 1.2 x 300cm 3663602635987* £247	White/light stone 12mm compact worktop 62 x 1.2 x 300cm 3663602635901* £247
---	---	---

12mm compact breakfast bar D90 x T1.2 x L 200cm	3663602636892 £398	3663602636915 £398	3663602636908 £398
12mm compact upstand H10 x T1.2 x L300cm	3663602636656 £45	3663602636670 £45	3663602636663 £45



Worktop legs

Height adjustable:
870–910mm

Chrome 3663602634737 £15	Brushed 3663602634744 £15	White 3663602634751 £15	Black 3663602634768 £15

Selected products are available for home delivery only to selected locations. Restrictions apply. Free delivery on orders over £50. All other products available in selected stores, see diy.com. For delivery charges see page 147.

Choose your bespoke worktop colour & type

Once your design requirements have been discussed with our in-store team and your kitchen plan has been finalised, you can progress to the next step of ordering your dream bespoke worktop.

To order your bespoke worktop, visit your local store and a team member will be happy to help.

Template & installation service

Design & planning

Your kitchen can be planned using our Spaces design tool, which will generate an initial estimated cost. A final price is confirmed once a specialist has visited and measured your kitchen.

Digital template

After your cabinets have been installed, a specialist will take a digital template of the worktop area. Your bespoke solid surface worktop will then be made while fitters complete your kitchen installation.

*Home delivery only.

To selected locations. Free delivery on orders over £50. Restrictions apply, see diy.com. For delivery charges see page 147.

Installation


Your worktop will be installed approximately five days (or 10 for a solid surface worktop) after the design of your digital template.

Granite >

Natural stone granite worktops are resistant to everyday wear and tear. As a natural material, the colours and patterns of each piece will vary, offering a unique finish.



Colonial white*




Moak black*




Taj Mahal*

Dekton >


Dekton is an ultra-compact surface made using raw materials. These high-quality, waterproof worktops are resistant to UV light and stains.



Kelya*




Milar*




Bergen Gloss*



Aura*



Sirius*




✓ Common household chemicals such as bleach and oven cleaner won't damage the surface.

Quartz >

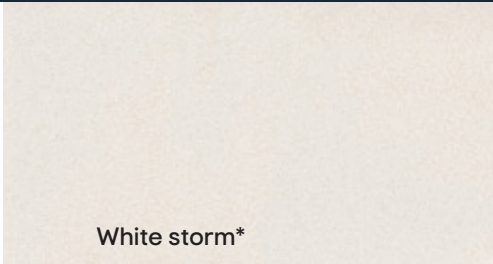
A man-made alternative to granite, these quartz worktops have the same consistent colour and pattern.




Silver nube*



Iconic white*




White storm*




Calacatta gold*




Grey expo*




Negro tebas*




Marengo*



Cemento spa*



Stellar black*



Stellar white*



Bespoke worktops

Solid surface

These bespoke worktops combine the natural beauty of stone, with the consistency of an engineered work surface.

HI-MACS
Natural Acrylic Stone™
LG Hausys

Diamond white*

White quartz*

Bellizzi marble*

Ice queen*

To order your bespoke worktop, visit your local store and a team member will be happy to help.

Santa Ana*

Grey*

Nougat*

Chic concrete*

Splashbacks

A splashback is a panel used to protect walls and other surfaces from splashes while cooking.

View the full range of colours at diy.com/splashbacks

Nashi glass splashbacks


Standard clear Glass splashback H80 x T0.5 x L60cm 3663602636755* £40	Ivory H80 x T0.5 x L60cm 3663602636830* £68 H80 x T0.5 x L90cm 3663602636854* £87	Red H80 x T0.5 x L60cm 3663602636861* £68 H80 x T0.5 x L90cm 3663602636884* £87	Black H80 x T0.5 x L60cm 3663602636762 £68 H80 x T0.5 x L90cm 3663602636793* £87	White H80 x T0.5 x L60cm 3663602636809 £68 H80 x T0.5 x L90cm 3663602636823* £87	Anthracite H80 x T0.5 x L60cm 3663602636921* £68 H80 x T0.5 x L90cm 3663602636945* £87
--	--	--	---	---	---

Kaseii metal splashbacks

Brushed stainless steel Stainless steel splashback H80 x T1 x L60cm 3663602633969 £40 H80 x T1 x L90cm 3663602633983* £68 H80 x T1 x L100cm 3663602635314* £100 H80 x T1 x L110cm 3663602635321* £110	Gun metal stainless steel Stainless steel splashback H80 x T1 x L60cm 3663602633990* £68 H80 x T1 x 90cm 3663602634010* £94
---	---

Two-sided back panels

Choose your side Not for use behind hobs.




A Vintage tile & grey H60 x T0.3 x L180cm 3663602636359* £60	F Dark concrete effect & carnival H60 x T0.3 x L200cm 3663602636342* £60
B Gloss ivory & red H60 x T0.3 x L200cm 3663602636182* £60	G Subway tile white & gloss white H60 x T0.3 x L200cm 3663602636366* £60
C Geometric & white H60 x T0.3 x L180cm 3663602636311* £60	H Metallic copper & inox H60 x T0.3 x L200cm 3663602636373* £94
D Super matt titan & zinc effect H60 x T0.3 x L 200cm 3663602636380* £94	I Subway tile & gloss anthracite H60 x T0.3 x L200cm 3663602636328* £60
E Light & rustic wood effect H60 x T0.3 x L200cm 3663602636335* £60	

*Home delivery only.
Selected products are available for home delivery only to selected locations.
Restrictions apply. Free delivery on orders over £50. All other products available in selected stores, see diy.com. For delivery charges see page 147.

Handles

Whatever your style, we've got a wide range of handles in different finishes and colours to complement your kitchen.



A
Cacao
• Bar handle
• 220mm
• Pack of two
Matt white 3663602475422
Matt graphite 3663602475415
£15


B
Gara
• Square edge D handle
• 136mm
• Pack of two
Brushed stainless steel effect 3663602643968
£8

C
Annatto
• T-bar handle
• 220mm
• Pack of two
More sizes available
Matt black 3663602643883
Matt white 3663602643920
Copper effect 3663602643913
Brushed nickel effect 3663602643845
From £6

D
Gen
• D handle
• 106 mm
• Pack of two
Brushed nickel effect 3663602643821
£4

Your kitchen handles

When it comes to the decorative touches in your kitchen, handles can play a key part in the overall design. Sleek bar handles suit a modern kitchen, while simple knob styles complement most cabinets. For a traditional look, cup handles are the perfect choice.



E
Khara
• Bar handle
• Pack of two
188mm embossed brushed nickel effect 3663602643951
188mm brushed nickel effect 3663602643937
284mm brushed nickel effect 3663602643944
From £9

F
Epazote
• Slim D handle
• 200mm
• Pack of two
Brushed nickel effect 3663602475545
£16

G
Andali
• Strip handle
• 397mm
• Pack of two
Brushed nickel effect 5059340009292*
£8
More sizes available


H
Hikide
• Bar handle
• 352mm
• Pack of two
Polished chrome effect 3663602643982
£14

I
Sabaku
• Bow handle
• 260mm
• Pack of two
Brushed nickel effect 3663602644002
£12

J
Cilantro
• Bow handle
• 218mm
• Pack of two
Polished chrome effect 3663602475576
£16

For the full range visit
[diy.com](https://www.diy.com)

*Home delivery only.
Selected products are available for home delivery only to selected locations.
Restrictions apply. Free delivery on orders over £50. All other products available in selected stores, see diy.com. For delivery charges see page 147.



A



B



C



D



E



F



G




H



I



J



K

A

Murri

- Square bow handle
- 220mm
- Pack of two
- Pewter effect

3663602644026

£9

B

Pindur

- Knob handle
- 45mm
- Pack of two
- Pewter effect

3663602655435

£5

C

Ajika

- Traditional spiral knob handle
- 45mm
- Pack of two
- Pewter effect

3663602655411

£6

D

Aroma

- Traditional spiral handle
- 150mm
- Pack of two
- Pewter effect

3663602655398

£6

E

Ezov

- Curved bow handle
- 119mm
- Pack of two
- Pewter effect

3663602644019*

£4

F

Toun

- Traditional latch handle
- 115mm
- Pack of two
- Pewter effect

3663602655404*

£8

G

Saffron

- Cylinder knob handle
- 12mm
- Pack of two
- Brushed brass effect

3663602475514

Black brushed nickel effect

3663602475507

£5

H

Garni

- Oval fluted knob handle
- 32mm
- Pack of two
- Polished chrome effect

3663602475491

£8

I

Gomasio

- Oval knob handle
- 26mm
- Pack of two
- Copper effect

3663602475569

Brushed brass effect

3663602475552

£6

J

Chervil

- Knob handle
- 32mm
- Pack of two
- Brushed nickel effect

3663602655428

£6

K

Nutmeg

- Prism knob handle
- 32mm
- Pack of two
- Brushed brass effect

3663602475477

Brushed nickel effect

3663602475484

£7

*Home delivery only.

Selected products are available for home delivery only to selected locations.

Restrictions apply. Free delivery on orders over £50. All other products available in selected stores, see diy.com. For delivery charges see page 147.

For the full range visit
diy.com



- A**

Juniper

 - Cup handle
 - 96mm
 - Pack of two

Brushed brass effect
3663602475460
Polished chrome effect
3663602475453

£10
- B**

Kena

 - Cup handle
 - 103mm
 - Pack of two

Brushed nickel effect
5059340048765

£6
- C**

Ruta

 - Curved bar handle
 - 178mm
 - Pack of two

Oak effect
3663602655442*

£9
- D**

Dukkah

 - Bar handle
 - 257mm
 - Pack of two

Embossed brushed brass effect
3663602475439
Embossed antique brushed brass effect
3663602475446

£18
- E**

Sumac

 - Fluted bar handle
 - Pack of two

Brushed nickel effect
242mm
3663602475538
60mm
3663602475521

From £8
- F**

Vincotto

 - Slim bow handle
 - 226mm
 - Pack of two

Brushed nickel effect
3663602644033*

£8

Storage

Our Pebre internal storage is designed to fit into our caraway cabinets. It helps you efficiently store items and access hard-to-reach areas.



30cm unit: The storage is attached to the door, so comes out when you open it, allowing full access to the baskets. **60cm:** A metal support bar pulls out the storage when you open it.



Colour-matched to our GoodHome soto drawers on page 23

Selected products are available for home delivery only to selected locations. Restrictions apply. Free delivery on orders over £50. All other products available in selected stores, see [diy.com](#). For delivery charges see page 147.

Make the most of your cabinets

Thanks to our space-saving solutions, you can use your cabinets to their full potential and find everything you need.

- Pebre pull-out storage units
- Soto drawers and dividers
- Tasuke under cabinet lighting (see page 29).



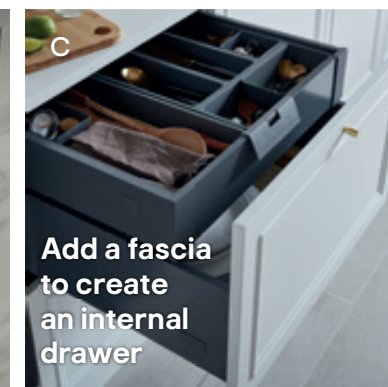
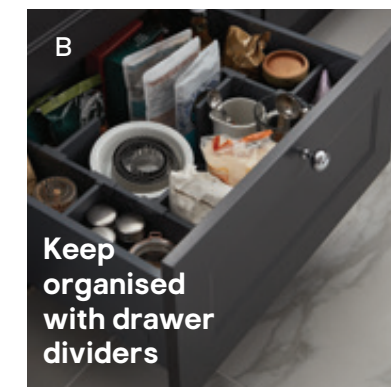

View the full range at diy.com/kitchenstorage



diy.com/kitchenstorage
 Scan the QR code or visit the link to see the full Pebre range

Soto drawers and storage tower

- ✓ Soft close runners
- ✓ 60cm drawers and smaller have 40kg runners
- ✓ 80cm drawers and larger have 50kg runners.



- A Internal drawer fascia 60cm 3663602479222 £11
 B Drawer dividers 3663602479383 each £8
 C Drawer 60cm 3663602479161 £25
 D Storage tower is created with a caraway larder unit & Soto drawers
- More sizes available on diy.com

Budu storage trolley



- ✓ Removable solid bamboo chopping board
- ✓ Handle is perfect for hanging tea towels and any Pecel magnetic accessories
- ✓ Deep plastic storage trays
- ✓ Wheels make it easy to manoeuvre, while brakes add stability.

Selected products are available for home delivery only to selected locations. Restrictions apply. Free delivery on orders over £50. All other products available in selected stores, see diy.com. For delivery charges see page 147.

Get organised

**Datil wall organiser
fixed shelf**
3663602633075
£10



**Datil moveable
shelf**
40cm
3663602633396
£6

Datil wall organiser
Pack of 6 hooks
3663602633082
£2



**Datil wall organiser
spice rack**
3663602633129
£5

GoodHome

Datil accessories

Our Datil range is a simple collection of accessories to help with everyday storage and food prep. Mix and match the pieces to create the perfect combination to suit your space and cooking style.



**Datil door
shelf – pan
lid holder**
3663602633433
£6



**Datil wall
organiser set**
3663602633051
£13

**Datil wooden
chopping board**
3663602633358
£9



For the full range visit
[diy.com](https://www.diy.com)



**Datil wine
glass holder**
3663602633440
Mug holder
also available
£4



**Datil wall
organiser
rail**
3663602633068
£3

**Datil wall organiser
single shelf**
3663602633105
£6

Clear your worktops

Our Budu caddies are designed to fit neatly on the Pecel shelves. The Pecel magnetic accessories can also be fixed onto the frame of the Budu trolley.

Pecel magnetic accessories



A	Magnetic knife block	3663602633228	£8
B	Magnetic utensil holder	3663602633310	£4
C	Magnetic foil/film holder	3663602633259	£6
D	Small magnetic shelf	3663602633235	£6
E	Medium magnetic shelf	3663602633242	£8
F	Magnetic roll holder	3663602633266	£6
G	5 hook rail	3663602633273	£5

Back panel:			
Medium magnetic panel	H460mm	3663602633204	£7
Small Magnetic panel	H150mm	3663602633198	£4


Budu worktop storage

H	Worktop storage set	3663602633136	£24
I	Worktop storage caddies, (prices from £3, view the full range on diy.com)	3663602633150	£3
J	Worktop shelf	3663602633181	£11



Nitaki modular cutlery trays

Available in bamboo or grey plastic, our Nitaki cutlery trays come in a range of sizes to keep your items organised. Complete with a 5 year guarantee*.



Mix & match to fit your drawer size

A	Plastic large cutlery tray	W51.4cm	3663602632931	£16
B	Plastic small cutlery tray	W31.4cm	3663602632924	£11
C	Plastic large rectangular tray	W19.8cm	3663602632917	£5
D	Plastic small tray	W10cm	3663602632900	£4
E	Plastic small square insert	W9cm	3663602632955	£2.50
F	Plastic small rectangular insert	W18.2cm	3663602632948	£3



A	Bamboo large cutlery tray	W51.4cm	3663602632993	£24
B	Bamboo small cutlery tray	W31.4cm	3663602632986	£17
C	Bamboo large rectangular tray	W19.8cm	3663602632979	£12
D	Bamboo small tray	W10cm	3663602632962	£9
E	Bamboo knife block holder	W8.8cm	3663602633044	£8

Perfect fit

x1 Tray A = 60cm drawer
x1 Tray B = 40cm drawer
x1 Tray C = 30cm drawer

General lighting

Designed to light the whole room, usually from a ceiling light. This can be either a warm or cold light, but is usually the same colour light as task lighting.



Task lighting

Task lighting is functional, providing focused coverage for everyday tasks like cooking, food preparation and cleaning.



A	B	C	D
Aphroditus 3 lamp spotlight Brushed chrome 14 x 19cm 3663602803270 £28	Caius Recessed downlight Brushed chrome Pack of three 3663602804529 £20	Donny Connectible cabinet light Pack of three LED 3663602761846 £15	Huetter Under cabinet light Pack of three LED 3663602761815 £30

Accent lighting

Decorative lighting highlights the features and details of a room, such as a breakfast bar or dining areas. They can also be used on cabinets or skirting boards.

Dial light bulb
ST64 E27
3663602668909
£7.50



Upha
Under cabinet light
28cm
Available in a variety of sizes
3663602761549
£18



E	F	G	H	I
Tasuke Integrated wall cabinet light 30cm 3663602632849 £26 40cm 3663602632856 £30 50cm 3663602632863 £34 60cm 3663602632870 £38	Akiak Matt Black Spotlight 3663602460183 £28	Vaughan Satin White Spotlight 3663602460145 £34	Muesis Chrome effect Spotlight 3663602662006 £37	Spotlight Chrome effect Mains-powered 4 lamp Spotlight 3663602803003 £20

GoodHome

Tasuke under cabinet task lighting

Our Tasuke integrated cabinet lighting replaces the base of our caraway wall cabinets, providing light inside and below the cabinet. The system's wires are completely hidden, and it uses motion controls to turn on, off, and switch between cool task lighting and warm ambient lighting.



Don't forget...

LED driver for up to 3 lights
3663602633761
£10
LED driver for up to 5 lights
3663602633778
£13

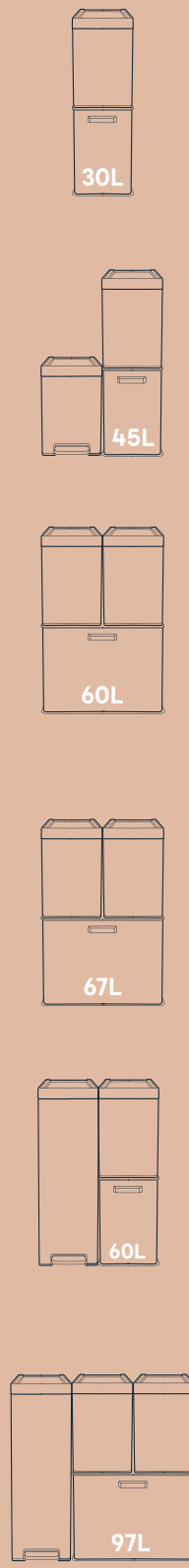
For the full range visit [diy.com](https://www.diy.com)

Create the perfect combination for your space

- 1 **Kora** touch-to-open recycling bin 15L
W24cm 3663602633556 **£27**
- 2 **Kora** large base pull out recycling bin 30L
W48cm 3663602633570 **£60**
- 3 **Kora** large rectangle stainless steel pedal bin 30L
W24cm 3663602633549 **£46**
- 4 **Kora** small base pull out recycling bin 15L
W24cm 3663602633563 **£42**
- 5 **Kora** small rectangle stainless steel pedal bin 15L
W24cm 3663602633532 **£27**
- 6 **Kora** waste caddy 7L
W24cm 3663602633518 **£12**
- 7 **Anise** recycling bags (with 2 x inner segments) 36L
Small 3663602633594 **£4.50**
Large 3663602633587 **£6**
Home delivery only

Details that make the difference

Our Kora waste system range makes recycling easy, convenient and stylish. It's compatible with a number of products that are designed to save you floor space, whilst making waste organisation and segregation truly effortless. Our anise recycling bags make it super simple to sort your recycling and tuck them away when you need to use the space for something else. The Kora door mount bin is also available, see next page.



30L

45L

60L

67L

60L

97L




Clip to hold lid in place*



Hides excess bin liner



Pull-out container for easy emptying



Foldable inner segments for easy storage



Removable lid for easy cleaning




Reinforced sides and a lid




Fingerprint resistant to keep it smudge free



Extra wide pedal for easy access and use




Removable pull-out unit and internal container*



1 2 3 4 5 6 7

*Only for touch and pedal bins.

Bins



This fingerprint-proof drosera bin has a sensor you simply wave at to open. It has a handle inside for quick and easy waste removal.



- A

COOKE & LEWIS

Tupelo

Round pedal bin 30L

Stainless steel
3663602791843

Anthracite
3663602791850

Cream metal
3663602791874

Red metal
3663602791867

Home delivery only

£24
- B

COOKE & LEWIS

Amphora

Touch bin 40L

Cream
3663602791805

Metal effect
3663602791768

£24
- C

COOKE & LEWIS

Allium

Round touch bin 30L

Black metal
3663602791775

Home delivery only

White metal
3663602791928

Home delivery only

£25

Stainless steel
3663602791782 **£30**

- D

COOKE & LEWIS

Lantana

Metal effect pedal bin 40L

3663602791836

W24cm

£32
- E

GoodHome

Vigote

Anthracite metal & plastic rectangular integrated pull-out kitchen bin

30cm
3663602633495

£54

40cm
3663602633501 **£62**

- F

GoodHome

Kora

Door mount bin

3663602633525

W27.5cm

£8

- G

COOKE & LEWIS

Drosera

Sensor bin 45L

Stainless steel
3663602791904

W46cm

£58

- H

COOKE & LEWIS

Cleome

Two-part recycling bin 40L

3663602791898

W45.5cm

£46

- I

simplehuman

Pedal bin

Stainless steel 38L

838810005539

Home delivery only

W40cm

£98

- J

simplehuman

Touch bin

Stainless steel 40L

838810016184

Home delivery only

W40cm

£98

- K

simplehuman

Automatic bin

Stainless steel 40L

838810018386


Home delivery only

£98

Seating

Create a social environment in your kitchen with our stylish range of bar stools.

For the full range visit [diy.com](https://www.diy.com)



A

GoodHome

Korlan oak bar stool

• W47xD39.5xH70cm
5059340017365

£40

B

COOKE
& LEWIS

Shira fixed leg bar stool

• W45 x D49 x H82.7cm
White
3663602553090
Grey
3663602497172
Black
3663602497165

£37



C

COOKE
& LEWIS

Daphne bar stool

• W38 x D38 x H66-87cm
• Adjustable height
• Pack of two
White
3663602884842
Grey
3663602884835
Black
3663602884828

£42



D

COOKE
& LEWIS

Regina bar stool

• W52.5 x D48 x H81.4-95.4cm
• Adjustable height
• Pack of two
Black
3663602884859
Grey
3663602884866

£68



E

COOKE
& LEWIS

Lagan bar stool

• W45 x D52.5 x H109cm
• Adjustable height
• Pack of two
Black
3663602884811
Grey
3663602552192
Ebony
5059340017327

£78



Maloux

One of our favourites

Features

This stylish addition fits perfectly under a breakfast bar.

- H71 x W40 x D40cm
- Fixed height
- Solid oak 20mm thick seat
- Made with responsibly sourced wood.

Maloux bar stool

Black
3663602722977
White
5059340017273

£20

How to choose your sink



Sink features

Look for these icons to help you choose the right sink, or for more information, head to diy.com/kitchensinks



Heat resistant



Scratch resistant



Extra wide



Extra deep

We've got a range of modern and traditional sinks to suit any kitchen style. When choosing yours, it's good to consider the benefits of different materials and what's best for your space.

What material?

Each material has its own benefits and cost.

- **Stainless steel**
Affordable and practical.
- **Linen stainless steel**
A higher scratch resistance than standard stainless steel.
- **Toughened glass**
Perfect for making a statement.
- **Resin**
A thin, man-made material designed to resemble composite quartz.
- **Composite quartz**
Made using real quartz for a solid and robust profile.
- **Ceramic**
Stylish profile with a silk-like finish. Easy to wipe down without leaving stains.

Looking after your sink:

- Avoid using steel wool or any abrasive chemicals for cleaning.
- Avoid leaving household bleaches or chemicals in prolonged contact with your sink.
- Hard water may cause staining, so dry your sink after use to avoid any marks.
- To remove stubborn stains, use a mild non-scratch formula cleanser and rinse well.

Kitchen sinks

Stainless steel

Lightweight yet hard wearing, stainless steel sinks are a great all rounder. They're excellent value for money and complement most kitchen décors.



A



C



B



D



E

A

Quimby

Dia. 48.5 x D16.3cm
3663602900757

£32



B

Gamow

L48 x W48 x D15.5cm
3663602900764

£34



C

Liebig

Compact
L57 x W45 x D16cm
3663602901105

£40



D

COOKE & LEWIS

Sagan

Compact
L58 x W50 x D17cm
3663602901112

£46



E

COOKE & LEWIS

Cajal

Undermount and inset
L43 x W45 x D18.5cm
3663602901150

£94



*Waste kit sold separately

Selected products are available for home delivery only to selected locations.

Restrictions apply. Free delivery on orders over £50. All other products available in selected stores, see diy.com. For delivery charges see page 147.

Stainless steel



For the full range visit diy.com

Toughened glass sinks

Our toughened glass sinks combine a glass frame with a stainless steel bowl to create a stylish design.



<p>A</p> <p>Turing</p> <p>L76 x W43.5 x D15cm</p> <p>1 bowl</p> <p>3663602900658 £36</p> <p> Waste Pack* A</p> <p>L86 x W 50 x D15cm</p> <p>1.5 bowl</p> <p>3663602900665 £46</p> <p> Waste Pack* B</p>	<p>B</p> <p>COOKE & LEWIS</p> <p>Nakaya</p> <p>L86 x W50 x D15cm</p> <p>1 bowl</p> <p>3663602900689 £60</p> <p> Waste Pack* A</p> <p>L100 x W50 x D15cm</p> <p>1.5 bowl</p> <p>3663602900696 £70</p> <p> Waste Pack* B</p>	<p>C</p> <p>COOKE & LEWIS</p> <p>Jemison</p> <p>L90 x W48 x D16.8cm</p> <p>1 bowl</p> <p>3663602900979</p> <p>£70</p> <p> Waste Pack* A</p>	<p>D</p> <p>COOKE & LEWIS</p> <p>Apollonia</p> <p>L86 x W50 x D21.3cm</p> <p>1 bowl</p> <p>3663602791997</p> <p>£98</p> <p> Waste Pack* A</p>	<p>E</p> <p>COOKE & LEWIS</p> <p>Apollonia</p> <p>L100 x W50 x D21.3cm</p> <p>1.5 bowl</p> <p>3663602792000</p> <p>£118</p> <p> Waste Pack* B</p>	<p>F</p> <p>COOKE & LEWIS</p> <p>Foucault</p> <p>Undermount</p> <p>L59 x W45.6 x D18cm</p> <p>3663602901327</p> <p>£144</p> <p> Waste Pack* B</p>	<p>G</p> <p>FRANKE</p> <p>Ascona</p> <p>L86 x W51 x D17.5cm</p> <p>1 bowl</p> <p>7612981761240 £130</p> <p> Waste Pack* A</p> <p>L100 x W51 x D17.5cm</p> <p>1.5 bowl</p> <p>7612981761257 £198</p> <p> Waste Pack* B</p>	<p>H</p> <p>COOKE & LEWIS</p> <p>Cajal</p> <p>L69.2 x W45 x D18.5cm</p> <p>3663602901167</p> <p>£152</p> <p> Waste Pack* B</p>	<p>I</p> <p>FRANKE</p> <p>Aton</p> <p>L86.4 x W51.4 x D19.0cm</p> <p>1 bowl</p> <p>7612981588311 £210</p> <p> Waste Pack* A</p> <p>L100.4 x W51.4 x D19cm</p> <p>1.5 bowl</p> <p>7612981588359 £235</p> <p> Waste Pack* B</p> <p>Home delivery only</p>	<p>J</p> <p>COOKE & LEWIS</p> <p>Christianna</p> <p>L86 x W51 x D22.3cm</p> <p>1 bowl</p> <p>Black glass</p> <p>3663602792017</p> <p>£170</p> <p> Waste Pack* A</p>	<p>K</p> <p>COOKE & LEWIS</p> <p>Christianna</p> <p>L95 x W50 x D21cm</p> <p>1.5 bowl</p> <p>Black glass</p> <p>3663602792024</p> <p>£190</p> <p> Waste Pack* B</p>
--	--	---	--	--	---	---	--	---	--	--

Linen stainless steel

Linen stainless steel has all the benefits of standard stainless steel, but with a textured microdot or honeycomb surface. Linen stainless steel sinks aren't scratch resistant, but do hide imperfections well.



For the full range visit
diy.com

Resin

These sinks are made from resin, a man-made, lightweight material that has the appearance of composite quartz. It's highly resistant to everyday wear and tear.



A COOKE &LEWIS Hurston Dia. 45 x D15cm 1 bowl 3663602901129 £34 Waste Pack* A	B Turing L76 x W50 x D15cm 1 bowl 3663602900955 £36 Waste Pack* A L86 x W50 x D15cm 1.5 bowl 3663602900962 £46 Waste Pack* B	C COOKE &LEWIS Lyell L100 x W50 x D21 1 bowl 3663602900771 £124 Waste Pack* A	D Nye L85 x W45 x D15cm 2 bowl 3663602901143 £48 Waste Pack* B	E Bohm L78 x W43.5 x D15cm 2 bowl 3663602901136 £48 Waste Pack* B	F COOKE &LEWIS Nakaya L86 x W50 x D15cm 1 bowl 3663602900719 £60 Waste Pack* A L100 x W50 x D15cm 1.5 bowl 3663602900726 £70 Waste Pack* B
---	---	---	--	---	---

G COOKE &LEWIS Lavoisier L98 x W50 x D20.5cm 1 bowl 3663602901006 £118 Waste Pack* A	H COOKE &LEWIS Lavoisier L105 x W50 x D20cm 1.5 bowl 3663602901013 £132 Waste Pack* B	I COOKE &LEWIS Ising L100 x W50 x D21cm 1 bowl White 3663602900870 Black 3663602900849 Grey 3663602901204 £118 Waste Pack* B	J FRANKE Orion L103.5 x W62.5 x D28cm 1 bowl Black 7612981571313 White 7612981570903 Home delivery only £200 Waste Pack* A	K FRANKE Orion L100 x W51 x D19cm 1.5 bowl Black 7612981571344 White 7612981571320 Home delivery only £220 Waste Pack* B
--	---	--	--	--

Composite quartz

Composite quartz sinks are one of the most solid and robust choices available. They're hard-wearing, stylish and resistant to scratches and heat.



For the full range visit
[diy.com](https://www.diy.com)



Ceramic

Ceramic sinks are ideal for traditional kitchens – their silk-like finish and handcrafted design create an impressive centrepiece. The natural resilience of the material means these sinks are highly durable.



A

COOKE & LEWIS

Drexler

Dia. 51 x D19.3cm
3663602901211

£73

Waste Pack* **A**

B

COOKE & LEWIS

Burnell

Compact sink
L58 x W44 x D16.3cm
3663602901044

£126

Waste Pack* **A**

C

COOKE & LEWIS

Hirase

L53 x W50 x D20.4cm
3663602901228

£143

Waste Pack* **A**

D

COOKE & LEWIS

Arber

L86 x W50 x D20.2cm
Black 3663602900894
White 3663602900924

£152

Waste Pack* **A**

E

COOKE & LEWIS

Agnesi

L79 x W50 x D21.3cm
3663602901037

£178

Waste Pack* **A**

F

COOKE & LEWIS

Galvani

L100 x W50 x D20.9cm
Black 3663602901068
White 3663602901242
Grey 3663602901273

£198

Waste Pack* **B**

G

COOKE & LEWIS

Chadwick

Butler drainer
L46 x W47 x D50cm
3663602901341

£98

Waste Pack* **A**

H

COOKE & LEWIS

Chadwick

Single bowl Belfast
L59.5 x W45.5 x D27cm
3663602901334

£188

Waste Pack* **A**

I

COOKE & LEWIS

Burbank

L101 x W52.5 x D23.5cm
1.5 bowl
3663602901099

£215

Waste Pack* **B**

J

FRANKE

Livorno

L110 x W62 x D26.5cm
1 bowl
7612981898717
Home delivery only

£350

Waste Pack* **A**

K

FRANKE

Livorno

L110 x W62 x D26.5cm
1.5 bowl
7612981898922
Home delivery only

£375

Waste Pack* **B**

GoodHome

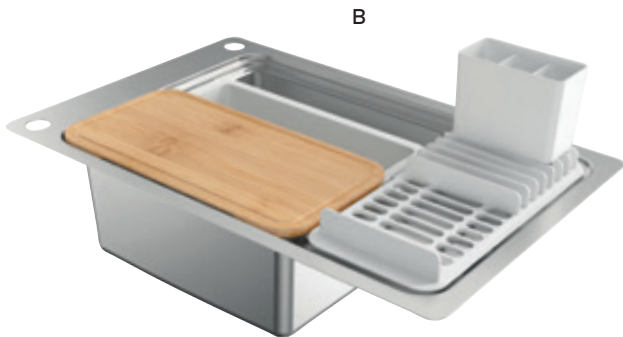
Romesco

- Clever space-saving integrated accessories, creating extra space within the sink bowl
- Extra wide and deep bowl in three designs
- Dual ledge rim allows accessories to slide across the sink, both horizontally and vertically, maximising space
- Accessories included.




A

Stainless steel



B



C

A
Single bowl stainless steel
L56 x W51.1 x D23.6cm
3663602791935

£120



A

B
Single bowl with drainer stainless steel
L77 x W51.1 x D23.6cm
3663602791942

£140



B

C
1.5 bowl stainless steel
L84 x W51.1 x D23.6cm
3663602791959

£160



B

Composite quartz



D




E



F

Accessories



G

H

D
Single bowl composite quartz
L56 x W51.1 x D23.6cm
3663602791966

£160



A

E
Single bowl with drainer composite quartz
L77 x W51.5 x D23.6cm
3663602791973

£180



A

F
1.5 bowl composite quartz
L84 x W51.1 x D23.6cm
3663602791980

£200



B


G
Romesco wooden chopping board
3663602548331

£15

H
Romesco plastic accessories
White drainer
Colander & drying rack
3663602548324

£25

Datil sink accessories



- A

Sink colander

3663602633662

£3
- B

Washing bowl

3663602633617

£3
- C

Sink mat

3663602633624

£2
- D

Caddy

3663602633693

£3

- E

Sink basket

Wire half bowl 3663602633648 **£3**

Wire full bowl 3663602633631 **£4**
- F

Dish drainer

3663602633709

£6
- G

Metal drainer

3663602633716

£8
- H

Soap dispenser

Chrome effect 3663602633679

Brushed nickel effect 3663602633686

£6

Waste packs



Waste disposal units

The InSinkErator® food waste disposer is a simple and clean way to deal with food waste.

- Hygienic, convenient and safe
- No build-up of bacteria
- Compact and easy to install under most sinks.

For the full range visit diy.com



- I

Replacement waste basket

3663602923879

£5
- J

Waste topper

5035889074021

£8
- K

Pack C pop up waste kit

Waste upgrade kit 3663602901617

£8
- L

Pack A single bowl waste kit

Overflow & plumbing kit 3663602608462

£10
- M

Pack B 1.5/2 bowl waste kit

Overflow & plumbing kit 3663602608479

£15
- N

Compact

M46 waste disposal unit with built-in airswitch

 - Plastic Sink stopper
 - Permanent Easy clean baffle
 - 0.55HP Motor 0050375019992

£102
- O

Popular

M56 waste disposal unit

 - Plastic Sink stopper
 - Removable Easy clean baffle
 - 0.55HP Motor 0050375020035

£184
- P

Deluxe

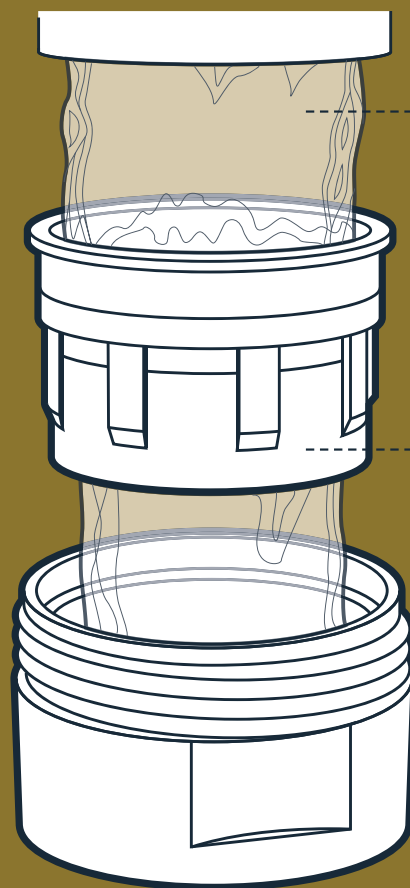
M66 waste disposal unit

 - 1-piece Stainless Steel Sink stopper
 - Removable Easy clean baffle
 - 980ml grind capacity with stainless steel grind elements
 - 0.75HP Motor 0050375020080

£250

How to choose your tap

Neoperl aerators are used in selected taps in our range so you can reduce your water usage without sacrificing the flow pressure.

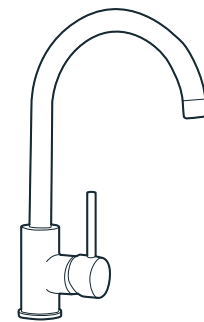


If you have high water pressure, the aerator restricts the flow, helping to save water.

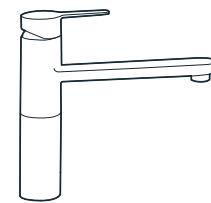
Air passes through these slots, helping to create a foamy stream of water. If you have low pressure, this will create the illusion of a normal water flow.

1 What style of tap are you looking for?

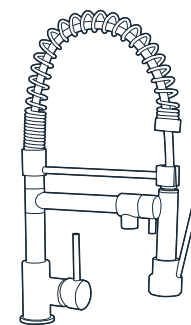
We have U or F-shaped taps available with top or side levers. Spring neck and pull-out options are great if your sink is frequently used for cleaning large pots and pans.



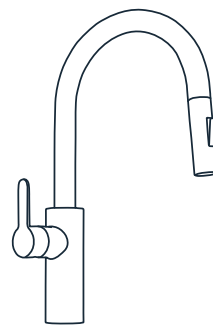
U-shaped



F-shaped



Spring neck



Pull-out

2 Controlling water temperature

Single levers make it easy to control the water flow and temperature, while our twin levers allow you to mix hot and cold water separately.

Guaranteed to last

All Cooke & Lewis and GoodHome taps come with a 10 year guarantee. Franke and Grohe taps have a 5 year manufacturers guarantee.*

*See diy.com/customer-support/policies/terms/ for full guarantee details. This does not affect your legal rights. To find more details about Grohe guarantees see grohe.co.uk/en_gb/our-service/guarantee.

Introducing GoodHome kitchen taps

Designed exclusively by our in-house design team, our GoodHome taps offer high-quality components with water-saving features at an affordable price.



All our GoodHome taps are fitted with a 35mm cartridge which is rigorously tested. It's easy to replace when needed.



Our GoodHome taps come with a fitting tool, making them easier to install.




The rubber spouts* on our taps can be rubbed clean to remove limescale build-up.

*Not applicable on Spring neck taps

GoodHome edulis side lever tap

Stainless Steel Effect
3663602481898


£167



Our GoodHome taps are made from high-quality materials. All major touchpoints are metal.



All taps have been heavily tested and for peace of mind, and come with a 10 year guarantee.



Our GoodHome taps now come with pre-fitted tap tails to make installation a quicker and easier job.



D
Kamut twin lever tap
Stainless steel effect
Red handles
3663602481959*
£94

E
Kamut side lever tap
Polished chrome effect
3663602481928
£94

F
Edulis side lever tap
stainless steel effect
3663602481898
£167

G
Argania side lever tap
Matt graphite effect
3663602481973*
£94

H
Carya side lever tap
Brushed brass effect
366360281881
£117

I
Filbert twin lever tap
Polished chrome effect
3663602481867
£117

J
Filbert side lever tap
Polished chrome effect
3663602481829
£107

K
Filbert side lever tap
Brushed brass effect
3663602481843*
£107

Side lever taps

Side lever taps are fed by a single lever, positioned at the side. It controls the flow of water and intuitively mixes hot and cold water for the ideal temperature.



For the full range visit diy.com



How to fit your kitchen tap

Replacing your tap is a quick way to make a difference to your kitchen.



diy.com/fitmykitchentap
Scan the QR code or visit the link for our guide on how to fit your kitchen tap

A
COOKE & LEWIS
Katiki
Brushed nickel effect
3663602930006
£53

B
COOKE & LEWIS
Zanthé
Polished chrome effect
3663602792093
£77

C
COOKE & LEWIS
Hannoki
Polished chrome effect
3663602930365
£86

D
COOKE & LEWIS
Sabine
Polished chrome effect
3663602930389
£98

E
GROHE
Start loop
Polished chrome effect
4005176645150 **£69**
Supersteel
4005176645174 **£89**

F
GROHE
Flair
Polished chrome effect
4005176412226
£107

G
COOKE & LEWIS
Clavey
Polished chrome effect
3663602930037
£124

H
GROHE
Sail
Polished chrome effect
4005176487903
£130

Top lever taps

Top lever taps are fed by a single lever, positioned at the top of the base. It controls the flow of water and intuitively mixes hot and cold water for the ideal temperature.



A	B	C	D	E	F	G	H	I	J
Huka Chrome effect 3663602929857 £34	COOKE & LEWIS Hebbe Polished chrome effect 3663602929871 Brushed nickel effect 3663602930327 £38	Aruvi Polished chrome effect 3663602482123 £47	COOKE & LEWIS Akaka Polished chrome effect 3663602930167 £68	COOKE & LEWIS Tolmer Brushed nickel effect 3663602929918 £70	COOKE & LEWIS Alysa Polished chrome effect 3663602792130 Brushed nickel effect 3663602792147 £60	GROHE Swift Polished chrome effect 4005176472909 £90	GROHE Start 2015 Polished chrome effect 4005176412196 £73	GROHE Get Polished chrome effect 4005176487880* Stainless steel 4005176487842* £97	FRANKE Protop Polished chrome effect 7612404000772* £110

*Online order only.
Selected products are available for home delivery only to selected locations.
Restrictions apply. Free delivery on orders over £50. All other products available in selected stores, see diy.com. For delivery charges see page 147.

Twin lever taps

Twin lever taps allow you to mix hot and cold water manually. We've got a wide range of styles to suit your kitchen.

For the full range visit diy.com



A

Savo
Polished chrome effect
3663602930112
£34

B

Wain
Polished chrome effect
3663602930624
£34

C

Edith
Polished chrome effect
3663602930679
£34

D

Keld
Polished chrome effect
3663602930563
£38

E

COOKE & LEWIS
Torc
Antique brass effect
3663602930655
£42

F

Aubery
Polished chrome effect
3663602930570
£45

G

COOKE & LEWIS
Kidson
Polished chrome effect
3663602930129
£50

H

COOKE & LEWIS
Treur
Polished chrome effect
3663602930600
£53

I

COOKE & LEWIS
Estatoh
Polished chrome effect
3663602930594
£53

J

GROHE
Ambi cosmopolitan
Polished chrome effect
4005176412233
£97

K

FRANKE
Ascona
Polished chrome effect
7612980758104*
Brushed nickel effect
7612980758111*
£120

L

GROHE
Ambi
Polished chrome effect
4005176487866*
£97

Pull-out taps

A practical and functional choice, a pull-out tap allows you greater flexibility when cleaning.



Deck and pillar taps

A deck mixer tap allows you to mix hot and cold water manually. This style is only suited to sinks with two tap holes.













Spring neck taps

With a similar function to pull-out taps, spring neck styles also make a real statement.



For the full range visit
[diy.com](https://www.diy.com)

A	B	C	D	E	F
					
Jonha	Sissu	Linville	Glenariff	Gordale deck	Sherrard
Polished chrome effect 3663602929963	Polished chrome effect 3663602930426	Chrome effect 3663602930716	Polished chrome effect 3663602930723	Polished chrome effect 3663602930693	Polished chrome effect 3663602930709
£42	£90	£20	£26	£78	£78

G	H	I	J	K	L
					
Farin	Ithaca	Kloey	Flinter	Bilbrough	Get
Polished chrome 3663602482130 Brushed nickel 3663602930259 Chrome & black 3663602482154	Polished chrome effect 3663602930662	Polished chrome effect & black 3663602792123	Polished chrome effect 3663602930068 Polished chrome effect & black 3663602930273	Polished chrome effect 3663602930075 Brushed nickel effect 3663602930082 Polished chrome effect & black 3663602930099	Polished chrome effect 4005176472930
£98	£117	£125	£134	£157	£187



Filter

The BWT premium drinking water tap is suitable for high pressure systems. It has built-in, highly effective limescale protection.



Premium+ magnesium mineraliser filter cartridge
4250266700053
£84



Premium 5 stage filter cartridge
4250266701920
£60

Filtered water dispenser
5060009331678
£250



Steam

These advanced taps deliver instant, steaming hot water at any time – without taking up the worktop space a kettle usually does.



Instant 98°C hot water dispenser
0094922880901
£348



Instant 98°C hot and filtered cold water dispenser
0094922880895
£398



360° spout swivels for convenience

Model 3300 Instant 98°C hot and cold water tap
0050375017042
£438

3 in 1 steam

This 3N1 steaming hot water tap can produce steaming hot filtered water up to 98°C. It's perfect for making hot drinks, cleaning and hob cooking.



Steaming hot and cold water tap
Polished chrome effect
0050375018933
Brushed steel effect
0050375018957
£628



This tap heats water up to 98°C

Steaming hot and cold water tap
0050375021308
£498

Steaming water taps should not be used with integrated earthstone or solid surface acrylic sinks.



Pure Freude
an Wasser

GROHE

RED DOT SANITARY BRAND OF THE YEAR

With a dedication to go carbon neutral from April 2020, a comprehensive warranty* with full parts and labour covered for the duration, and a design led approach to our innovation, GROHE has been recognised with the Red Dot award in its efforts to shape the future of water.

- Declutter your kitchen with kettle hot water straight from your tap.
- Purified taste with adjustable BWT filter system included.
- Reduce your waiting time for everything from a cup of tea or coffee, to cooking.
- Energy efficient titanium boiler (5.5L)
- Designed to be beautiful and safe in your kitchen with RED digital controls

- Refresh with chilled, filtered, sparkling and hot water from this smart enabled tap
- Blue digital light up controls will highlight this tap in any kitchen as special
- Smartphone App allows easy monitoring of water consumption, consumables, reordering and even turns the tap on/off
- All the benefits and taste of bottled water but without single use plastic bottles

GROHE

**Grohe RED
3 in 1 kettle
hot tap**

Chrome
4005176989162

£849




GROHE

**Grohe BLUE
chilled &
sparkling tap**

Chrome
4005176454134

£948



PART OF **LIXIL**

*See www.grohe.co.uk/guarantee for further details

Bamia

Appliances are often the centrepiece of the kitchen, so we want them to stand out from the crowd whilst being fuss-free and easy to use. Our GoodHome appliances offer a range of intuitive features that make cooking enjoyable, whilst being energy efficient too.

- Intuitive touch control interface makes these appliances easy to use
- LED hood lighting and eco-cooking oven functions help save energy



- ✓ With up to 17 functions on the Pyrolytic oven
- ✓ Twin intuitive touch control screens
- ✓ Pre-sets allow you to remember familiar meals
- ✓ Boost setting to allow for a faster preheat
- ✓ Eco cooking function that turns on and off throughout the cycle to save energy.

Oven types explained

Fan ovens

Also known as a convection oven, these speed up your cooking time by circulating heat, so they get hotter, quicker.

Multifunction ovens

Multifunction ovens feature a variety of different cooking functions, including fan and conventional cooking.

Pyrolytic ovens

Pyrolytic ovens include a self-cleaning function that heats the oven up to a high temperature. Burning off grime and food residues, which you then wipe away when the oven has cooled down.

Slide&Hide® ovens

The ideal choice for space saving kitchens with big ideas. The innovative oven door slides and hides to fit smoothly under the cavity.

Compact oven microwaves

A quicker and convenient way to cook, a compact oven microwave has grill and automatic programmes.

Built-under ovens

These are best suited for a tall appliance cabinet or under a worktop.

Eye-level double ovens

Double ovens provide more cooking capacity and flexibility. They're usually positioned in a tall appliance cabinet at eye-level.

Oven microwaves

A full-sized single oven with built-in microwave. This has presets to save familiar meals and multiple automatic programmes.

Fan ovens



A

COOKE
& LEWIS

Single fan oven

Stainless steel, CLFSB60
3663602842804

£158



B

BOSCH

Single fan oven

• 3D HotAir even fan cooking
• Easy clean enamel interior
Black, HHF113BA0B Serie 2
4242005048328
Stainless steel, HHF113BR0B Serie 2
4242005048335

£318



Multifunction ovens



A



B



C



D

Multifunction and Pyrolytic ovens



E



F



G



H

Upgrade to a self-cleaning
pyrolytic oven

A

COOKE & LEWIS

Multifunction oven

- Mirrored glass door
- Catalytic stay clean liners
- Easy to clean enamel interior

CLMFM1
3663602842842

£248

A 70 litres 9 functions

B

beko

Multifunction oven

- Simple steam clean option

Stainless steel, BQE22300X
8690842133169

Black, BQE24300B
8690842133152

£200

A 71 litres 6 functions

C

BOSCH

Single oven

- 3D HotAir even fan cooking
- EcoClean Direct easy clean coating

Stainless steel
HBS534BS0B Serie 4
4242005057375

Black
HBS534BB0B Serie 4
4242005057368

£385

71 litres 5 functions A

D

GoodHome

Bamia oven microwave

- Cooks like a full-size oven or at the speed of an 800W microwave
- Twin intuitive touch control screens
- Pre-sets for familiar meals
- Boost setting allows for a faster preheat
- Eco cooking function

60cm

Dark inox
GHOM71
3663602434429

£748

B 71 litres 12 functions

E

COOKE & LEWIS

Multifunction oven

Black, CLMFBLa
3663602429555

Stainless Steel, CLMFSTa
3663602429548

£208

A 70 litres 9 functions

Pyrolytic oven

- Pyrolytic self-cleaning

Black, CLPYBL
3663602429579

Stainless steel, CLPYST
3663602429586

£286

A 70 litres 10 functions

F

beko

Multifunction oven

- Easy clean catalytic liners and enamel interior

Black, BQM24301BCS
8690842133206

Stainless steel, BQM22301XC
8690842133237

£250

A 70 litres 8 functions

Pyrolytic oven

- Pyrolytic self-cleaning

Black, BQM24400BPS
8690842133268

Stainless steel, BQM22400XP
8690842133282

£398

A 71 litres 12 functions

G

beko

Multifunction oven

- 35 pre-programmed recipes
- easy clean catalytic liners and steam cleaning

Dark stainless steel, BQM29500DXC
8690842195501

£300

A 70 litres 13 functions

Pyrolytic oven

- 35 pre-programmed recipes
- Pyrolytic self cleaning

Dark stainless steel
BQM29500DXP
8690842195518

£450

A 71 litres 15 functions

H

GoodHome

Bamia multifunction oven

- 12 favourite cooking pre-sets, timer and boost function for faster pre-heating, eco and plate warming functions

Dark Inox, GHMF71
3663602434399

£498

A 71 litres 13 functions

Bamia pyrolytic oven

- 12 favourite cooking pre-sets, timer and boost function for faster pre-heating, eco and plate warming functions

Dark inox, GHPY71
3663602434405

£598

A 71 litres 15 functions

Energy
efficiency

These symbols tell you how energy efficient each appliance is, with 'A+++' being the most efficient and 'D' being the least.



Selected products are available for home delivery only to selected locations. Restrictions apply. Free delivery on orders over £50. All other products available in selected stores, see diy.com. For delivery charges see page 147.



BOSCH
Invented for life

Design & Innovation

Create seamless lines in your kitchen with our Serie 4 range by combining a single oven together with one of our compact appliances and warming drawers.

Our Heritage

Here at Bosch, we've been creating home appliances for over 85 years. Each one has been made to perform consistently throughout their entire life cycle, feeling new even years down the line.

Peace of mind

Trust Bosch customer service to help you throughout the lifetime of your appliance. Giving you the level of service you expect from Bosch.

Delicious meals every time

Whatever kind of cook you are, Bosch cooking appliances are designed to be easy-to-use and reliable. They come with features designed to help you deliver delicious meals time after time. Also, the range of appliances allow you to choose the right products to fit the space in your kitchen.

HBS534BS0B / 4242005057375
CMA583MS0B / 4242005036660
BIC510NS0B / 4242005035397

SLIDE&HIDE® OVENS



COOKING PASSION SINCE 1877



Pyrolytic Slide&Hide® single oven

- CircoTherm® and VarioSteam®
- Touch screen with ShiftControl

B57VR22N0B N70
4242004181965

£998

A 71 litres 12 functions



Features

CircoTherm®

NEFF's unique hot air system for simultaneous cooking on 3 levels.

VarioSteam®

Steam assistance that keeps food moist on the inside and crisp on the outside.

EcoClean Direct

Energy saving cleaning aid.

Pyrolytic ovens

See page 65 for definition



A



B



C

A



Slide&Hide® single oven

- CircoTherm®
- Fixed handle with retractable control dials

B3CCC0AN0B N30
4242004248705

£648

A 71 litres 5 functions

Pyrolytic Slide&Hide® single oven

- CircoTherm®
- Fixed handle with retractable control dials

B6CCG7AN0B N30
4242004248682

£738

A 71 litres 7 functions

B



Slide&Hide® single oven

- CircoTherm® and EcoClean
- Fixed handle with retractable control dials

B3ACE4HN0B N50
4242004225164

£704

A 71 litres 7 functions

Pyrolytic Slide&Hide® single oven

- CircoTherm®
- Fixed handle with retractable control dials

B6ACH7HN0B N50
4242004225256

£794

A 71 litres 8 functions

C



Slide&Hide® single oven

- CircoTherm® and EcoClean
- Touch screen with ShiftControl

B47CR32N0B N70
4242004181521

£748

A 71 litres 12 functions

Pyrolytic Slide&Hide® single oven

- CircoTherm®
- Touch screen with ShiftControl

B57CR22N0B N70
4242004181897

£838

A 71 litres 12 functions

Compact oven microwaves



For the full range visit [diy.com](https://www.diy.com)

<p>A</p> <p>COOKE & LEWIS</p> <p>Compact oven with microwave</p> <ul style="list-style-type: none">• 13 automatic programmes <p>Black, CLCPBL 3663602842927</p> <p>Stainless steel, CLCPST 3663602842934</p> <p>£292</p> <p>44 litres 5 functions</p>	<p>B</p> <p>beko</p> <p>Compact oven with microwave</p> <ul style="list-style-type: none">• 10 automatic programmes <p>Stainless steel, BQW12400X 8690842133305</p> <p>Black BQW14400B 8690842133312</p> <p>£400</p> <p>A 40 litres 5 functions</p>	<p>C</p> <p>beko</p> <p>Compact oven with microwave</p> <ul style="list-style-type: none">• SimplySteam – simple steam cleaning aid• 35 pre-programmed recipes <p>Dark stainless steel BQW19500DX 8690842195693</p> <p>£450</p> <p>A 40 litres 5 functions</p>	<p>D</p> <p>BOSCH</p> <p>Compact oven with microwave</p> <ul style="list-style-type: none">• HotAir – for optimal heat distribution• 15 automatic programmes <p>Black & silver CMA583MS0B Serie 4 4242005036660</p> <p>£630</p> <p>44 litres 5 functions</p>
<p>E</p> <p>GoodHome</p> <p>Bamia compact oven microwave</p> <ul style="list-style-type: none">• 12 favourite cooking pre-sets• Boost function for quicker heating & timer and pause cooking functions• TFT colour screen and intuitive control with central knob <p>Dark inox, GHCOM50 3663602434412</p> <p>£648</p> <p>50 litres 5 functions</p>	<p>F</p> <p>GoodHome</p> <p>Compact oven with microwave</p> <ul style="list-style-type: none">• CircoTherm® – unique hot air system for simultaneous baking and roasting on up to 3 levels• 5 automatic programmes <p>Black & silver C1AMG83NOB N50 4242004222736</p> <p>£695</p> <p>44 litres 5 functions</p>	<p>G</p> <p>GoodHome</p> <p>Compact oven with microwave</p> <ul style="list-style-type: none">• CircoTherm®• 6 automatic programmes <p>Stainless steel C17MR02NOB N70 4242004182177</p> <p>£928</p> <p>45 litres 5 functions</p>	

Built under double ovens



Eye-level double ovens



<p>I</p> <p>beko</p> <p>Built under double oven</p> <ul style="list-style-type: none">• SimplySteam – steam cooking aid <p>Black, BTQF24300B 8690842133336</p> <p>Stainless steel, BTQF22300X 8690842133398</p> <p>£368</p> <p>A 38 litres 4 functions</p> <p>A 48 litres 3 functions</p>	<p>J</p> <p>BOSCH</p> <p>Built under double oven</p> <ul style="list-style-type: none">• 3D HotAir even fan cooking• EcoClean Direct easy clean coating• Rotary dial control• EcoClean direct back panel (main oven) <p>Stainless steel NBS113BR0B Serie 2 4242005034604</p> <p>£698</p> <p>B 34 litres 3 functions</p> <p>B 47 litres 5 functions</p>	<p>K</p> <p>BOSCH</p> <p>Built under double oven</p> <ul style="list-style-type: none">• 3D HotAir even fan cooking• EcoClean Direct easy clean coating• Retractable control dial <p>Stainless steel, NBS533BS0B Serie 4 4242005034628</p> <p>Black, NBS533BB0B Serie 4 4242005034611</p> <p>£878</p> <p>B 34 litres 3 functions</p> <p>B 47 litres 5 functions</p>	<p>L</p> <p>beko</p> <p>Eye-level double oven</p> <ul style="list-style-type: none">• SimplySteam – simple steam cleaning aid <p>Stainless steel BDQF22300X 8690842133329</p> <p>Black BDQF24300B 8690842133374</p> <p>£400</p> <p>A 38 litres 4 functions</p> <p>A 75 litres 3 functions</p>	<p>M</p> <p>BOSCH</p> <p>Eye-level double oven</p> <ul style="list-style-type: none">• 3D HotAir even fan cooking• EcoClean Direct back panel in main lower oven• Rotary dial control <p>Stainless steel MHA133BR0B Serie 2 4242005212606</p> <p>£598</p> <p>B 34 litres 4 functions</p> <p>B 71 litres 3 functions</p>	<p>N</p> <p>BOSCH</p> <p>Eye-level double oven</p> <ul style="list-style-type: none">• 3D HotAir even fan cooking• EcoClean Direct easy clean coating• Retractable control dial <p>Black MBS533BB0B Serie 4 4242005034529</p> <p>Stainless steel MBS533BS0B Serie 4 4242005034536</p> <p>£768</p> <p>A 34 litres 3 functions</p> <p>A 71 litres 5 functions</p>
---	---	---	---	---	---

Selected products are available for home delivery only to selected locations. Restrictions apply. Free delivery on orders over £50. All other products available in selected stores, see diy.com. For delivery charges see page 147.

Microwaves



<p>A</p> <p>COOKE & LEWIS</p> <p>Built in microwave</p> <ul style="list-style-type: none">• 6 power levels, 800W• 6 automatic programmes <p>Stainless steel BIMW20LUK 3663602632450</p> <p>£108</p> <p>20 litres</p>	<p>B</p> <p>COOKE & LEWIS</p> <p>Built in microwave</p> <ul style="list-style-type: none">• 8 power levels, 900W• 8 automatic programmes <p>Stainless steel CLBIMW25LUK 3663602632467</p> <p>£158</p> <p>25 litres</p>	<p>C</p> <p>beko</p> <p>Built in microwave</p> <ul style="list-style-type: none">• 5 power levels, 700W• 8 automatic programmes• Can be wall mounted <p>Stainless steel MOB17131X 5023790038546</p> <p>£238</p> <p>17 litres</p>	<p>D</p> <p>COOKE & LEWIS</p> <p>Built in microwave</p> <ul style="list-style-type: none">• 10 power levels, 1000W• 10 automatic programmes• Large capacity perfect for large plates and ready meals <p>Black CLBIMW34LUK 3663602632481</p> <p>£248</p> <p>34 litres</p>
<p>E</p> <p>beko</p> <p>Freestanding microwave</p> <ul style="list-style-type: none">• 8 power levels, 900W• 8 automatic programmes <p>Stainless steel MQB25332BG 8690842195716</p> <p>£272</p> <p>25 litres</p>	<p>F</p> <p>GoodHome</p> <p>Bamia built in microwave</p> <ul style="list-style-type: none">• Innovative touch to open function• 5 power levels, 900W• 8 automatic programmes <p>Dark inox, GHMO25UK 3663602434436</p> <p>£278</p> <p>25 litres</p>	<p>G</p> <p>BOSCH</p> <p>Built in microwave</p> <ul style="list-style-type: none">• 7 automatic programmes• Retractable control dial• 5 power levels• 900W <p>Black and stainless Steel BFL553MS0B Serie 4 4242005038848</p> <p>£438</p> <p>25 litres</p>	<p>H</p> <p>COOKE & LEWIS</p> <p>Built in microwave</p> <ul style="list-style-type: none">• Retractable dial with touch control• 5 power levels, 900W• 8 automatic programmes <p>Black and stainless steel HLAWD53N0B N50 4242004222798</p> <p>£454</p> <p>25 litres</p>

Warming drawers

Ideal for pre-heating plates, keeping food warm and low temperature cooking. The perfect addition for keen bakers and those that love to entertain.

beko

- Telescopic drawer for easy access and cleaning. No branding so blends seamlessly with any kitchen design, warming and proving functions

Black, DRW11401FB
5023790039246

£222

22 litres 5 functions

COOKE & LEWIS

- No branding and blends seamlessly with any kitchen design, warming and proving functions

Stainless steel, WRMDRW60
3663602842965

£196

22 litres 4 functions

BOSCH

- Warming and proving functions
- 14cm installation height

Series 6
BIC510NS0B
4242005035397

£324

23 litres 4 functions

Warming and proving functions

Stainless steel
N17HH10N0B N70
4242004184584

£478

20 litres 4 functions

- Low temperature cooking, warming and proving functions
- 14cm installation height
- Push & pull – handleless push to open

Stainless steel
N1AHA01N0B N50
4242004222484

£485

23 litres 3 functions



Built in coffee machine

- Series 8 CeramDrive finley ground for perfect flavour
- Automatic steam cleaning
- Save 8 favourite beverages with individual names
- Home Connect – with smart connectivity for an easier everyday life

CTL636ES6
4242002858166

£1597

✓ Warming drawers can be fitted under coffee machines or built in cooking appliances.

Range cooker comparisons

Fuel options:



Gas



Dual fuel



Electric



Induction

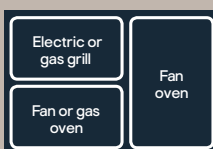
90cm

100cm

110cm

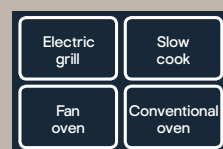


Cuisinemaster



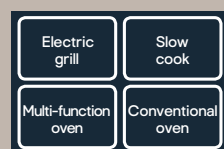
Features

- Contemporary look
- Dedicated griddle



Additional features

- Wider hob with one more ceramic zone
- Larger second oven
- Extra oven with slow cook
- Dedicated griddle

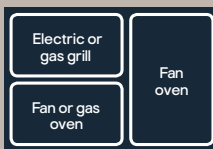


Additional features

- Wider hob
- Wider grill with telescopic runner
- Larger main oven
- Animated timer & multi-function oven

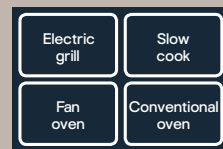


Chefmaster



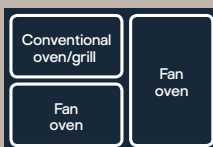
Features

- Extra oven
- Glass top lid
- Integrated ignition



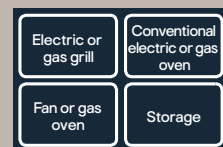
Additional features

- Wider hob with one more ceramic zone
- Larger second oven
- Extra oven with slow cook



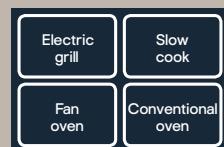
Features

- Traditional look



Additional features

- Wider hob with two more burners
- Telescopic runner in main oven
- Large second oven
- Storage compartment



Additional features

- Wider hob
- Larger main oven
- Wider grill with telescopic runner



Cookmaster



90cm range cookers



A



B



C



D



E



F

A

Cookmaster electric

- 63 ltr main oven, 79 ltr second oven, ceramic hob with hot hob indicator, dedicated grill with pan and handle

Silver, CK90C230S

5023790032780

Black, CK90C230K

5023790032797

Cream, CK90C230C

5023790032803

£892 A



B

Cookmaster gas

- 67 ltr main oven, 79 ltr electric second oven, dedicated grill with pan and handle, 5 gas burners, including a wok burner

Black, CK90G232K

5023790032810

Cream, CK90G232C

5023790032827

£937 A



C

Cookmaster dual fuel

- 63 ltr main oven, 79 ltr second oven, 5 gas burners, including a wok burner, dedicated grill with pan and handle

Black, CK90F232K

5023790032742

Cream, CK90F232C

5023790032759

Red, CK90F232R

5023790032766

Blue, CK90F232B

5023790032773

£899 A



D

Cuisinemaster electric

- 63 ltr main oven, 79 ltr second oven, 3rd oven and grill, ceramic hob with central dual zone, glass top

Black, CS90C530K

5023790032728

Stainless steel, CS90C530X

5023790032711 £1020

£985 A



E

Cuisinemaster dual fuel

- 63 ltr main fan oven, 79 ltr second oven, 33 ltr third oven, 5 gas burners, including a wok burner, cook clean catalytic liners

Black, CS90F530K

5023790032704

£987 A



Stainless steel, CS90F530X

5023790032698

£1035

F

Chefmaster dual fuel

- 63 ltr main fan oven, 79 ltr second oven, 5 gas burners, including a wok burner, cook clean catalytic liners, Glass hob cover

Cream, CC90F531C

5023790041539

Black, CC90F531K

5023790041515

£975 A



Combine classic looks with the latest technology - catalytic liners, induction hobs and Multifunction ovens. Our range cooker collection is available in a variety of fuel types. With dual fuel enjoy the easy control of a gas hob without sacrificing the benefits of an electric cooker. See the full range at diy.com/rangecookers

100cm range cookers



A



B



C



D



E



F

A

Cookmaster electric

- 63 ltr main oven, 65 ltr second oven, fully programmable timer with large display, ceramic hob with separate warming zone

Black, CK100C210K, 5023790031660
Cream, CK100C210, 5023790031677
Silver, CK100C210S, 5023790032506

£947 **A**

B

Cookmaster gas

- 67 ltr main oven, 67 ltr second oven, dedicated grill with pan and handle, 7 gas burners, including a wok burner

Black, CK100G232K, 5023790031691
Cream, CK100G232C, 5023790031707

£985 **A**

C

Cookmaster dual fuel

- 63 ltr main oven, 65 ltr second oven, dedicated grill with pan and handle, 7 gas burners, including a wok burner

Silver, CK100F232S, 5023790031608
Black, CK100F232K, 5023790031615

£957 **A**

D

Cuisinemaster induction

- 63 ltr main oven, 65 ltr secondary conventional oven, five zone induction hob with touch controls

Black, CK100D210K, 5023790036726

£1360 **A**

Stainless steel, CS100D510X, 5023790036733 **£1410**

E

Cuisinemaster dual fuel

- 63 ltr main oven, 65 ltr second oven, 33 ltr third oven with slow cook setting

Black, CS100F520K, 5023790031585

£987 **A**

Stainless steel, CS100F520X, 5023790031578 **£1075**

F

Chefmaster dual fuel

- 63 ltr main fan oven, 65 ltr second oven, 5 gas burners, including a wok burner and extended vitroceramic, cook clean catalytic liners

Cream, CC100F521C, 5023790041508
Black, CC100F521K, 5023790041485

£1162 **A**

110cm range cookers



G



H



I



J

G

Cuisinemaster dual fuel

- 72 ltr main oven, 63 ltr second fan oven, 33 ltr third oven with slow cooking setting, advanced animated timer and main oven control

Stainless steel, CS110F722X, 5023790031486
Black, CS110F722K, 5023790031493

£1268 **A**

H

Cookmaster dual fuel

- 75 ltr main oven, 65 ltr second oven, Multifunction features, dedicated grill and additional storage compartment

Black, CK110F232K, 5023790031516
Cream, CK110F232C, 5023790031523

£1085 **A**

J

Beko dual fuel range cooker

- 63ltr top right and bottom left oven capacity, 30ltr grill capacity

W100cm
Black, KDVF100K, 5023790043717

£698 **A**

Electric range cooker
Black, KDVC100K, 5023790043694 **£768**

K

Leisure classic electric 60cm

- 75ltr main oven
- 38 ltr second oven
- Ultra slim mini range
- Catalytic liners

Cream, CLA60CEC, 5023790037617
Black, CLA60CEK, 5023790037600

£569 **A**

60cm range cooker



K

I

Beko dual fuel range cooker

- 58ltr bottom left oven capacity, 79ltr right fan oven, 30ltr grill capacity, 5 zones


W90cm
Stainless steel, KDVF90X, 5023790043922

£678 **A**

Electric range cooker
W90cm
Stainless steel, KDVC90X, 5023790043915 **£748**

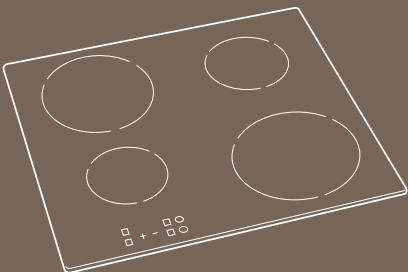
For the full range visit **diy.com**

How to choose your hob



1. Ceramic

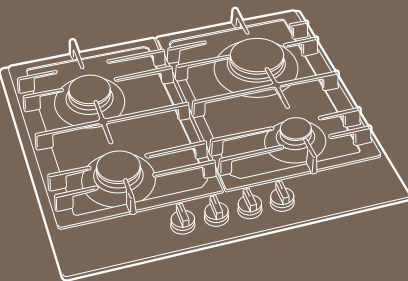
Streamlined in appearance, the ceramic glass surface is durable and heat resistant as well as being practical and easy to clean.



2. Induction

These types of hobs require pans with a magnetisable (iron or stainless steel) base. Induction hobs only heat the pans and not the surface, saving energy and keeping the rest of the surface cool.

Plug&Play hobs come with a 13AMP plug so you can easily plug and get cooking.



3. Gas

Easy to control, energy-efficient and quick to heat up, they're the choice of many professional cooks. You can get them with up to six burners - and some have wok burners too.



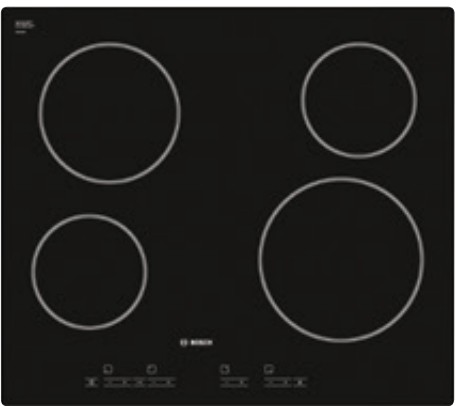

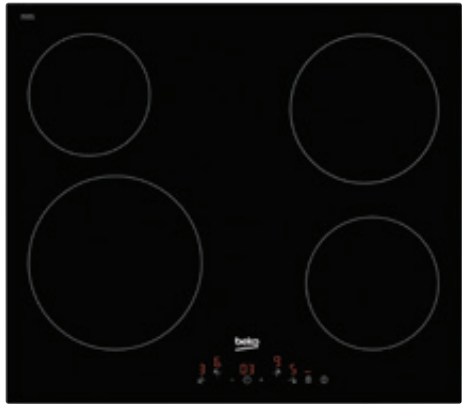

4. Smart hobs

The GoodHome range of hobs can be paired with any GoodHome hood allowing you to control the hood extraction from the hob interface.

See more at
diy.com/choosingkitchenappliances

Ceramic hobs

Ceramic glass surfaces are durable and heat resistant, as well as being practical and easy to clean.



A

COOKE
& LEWIS

**29cm
ceramic hob**

• 2 zone, 5 power levels
CLCER30A
3663602429500

£64

B

COOKE
& LEWIS

**59cm
ceramic hob**

• 4 zone, 9 power levels
CLCER60A
3663602429517

£130

C

beko

**58cm
ceramic hob**

• 4 zone, 9 power levels,
Booster function for
quicker heating
HQC64401
8690842131318

£178

D

COOKE
& LEWIS

**90cm
ceramic hob**

• Horizontal 4 zone,
9 power levels
CLCER90A
3663602429524

£228

E

BOSCH


**60cm
ceramic hob**

• 4 zone, 17 power levels
PKE61D17E Serie 4
4242002723914

£338










Induction hobs

These hobs rapidly heat using induction technology, heating the pan rather than the surface. They require pans with a magnetisable (iron or stainless steel) base.



See page 82 for
Bamia smart hobs

For the full range visit
diy.com

<div>A</div> <div></div> <div>29cm induction hob</div> <div><ul style="list-style-type: none">• 2 zone• 9 power levels</div> <div>CLIND30 3663602842286</div> <div>£88</div>	<div>B</div> <div></div> <div>60cm induction hob</div> <div><ul style="list-style-type: none">• 4 zones• 9 power level</div> <div>CLIND60 3663602842309</div> <div>£175</div> <div><ul style="list-style-type: none">• Control the LinkTech hood from your hob, when paired with compatible LinkTech induction hob</div> <div>CLIND60RF 3663602553069</div> <div>£180</div>	<div>C</div> <div></div> <div>58cm induction hob</div> <div><ul style="list-style-type: none">• 4 zone• 7 power levels</div> <div>HQI64400AT 8690842131608</div> <div>£238</div>	<div>D</div> <div></div> <div>58cm induction hob</div> <div><ul style="list-style-type: none">• 4 zone• 2 Flexible induction zones• 19 power levels</div> <div>Black, HQI6450IFHT 8690842131615</div> <div>£328</div>	<div>E</div> <div></div> <div>Plug & play 60cm induction hob</div> <div><ul style="list-style-type: none">• 4 zone• Plug & Play - easy installation straight into plug socket• PowerBoost - up to 50% more power for faster heating</div> <div>PUE611BF1B Serie 4 4242002870526</div> <div>£345</div>	<div>F</div> <div></div> <div>Plug & play 60cm induction hob</div> <div><ul style="list-style-type: none">• Plug & Play - easy installation straight into plug socket• PowerBoost - up to 50% more power for faster heating</div> <div>T36FB41X0G N50 4242004195474</div> <div>£355</div>	<div>G</div> <div></div> <div>60cm Induction hob</div> <div><ul style="list-style-type: none">• 17 power levels, 4 zones• PowerBoost - up to 50% more power for faster heating</div> <div>PIE651BB1E Serie 4 4242002870298</div> <div>£498</div>	<div>H</div> <div></div> <div>80cm Induction hob</div> <div><ul style="list-style-type: none">• 17 power levels, 5 zones,• DirectSelect• PowerBoost - up to 50% more power for faster heating• ReStart function</div> <div>PIV851FB1E Serie 6 4242002870427</div> <div>£828</div>	<div>I</div> <div></div> <div>80cm induction hob</div> <div><ul style="list-style-type: none">• 1 x FlexInduction zone plus 3 zones• PanBoost - for even faster heating</div> <div>T58FD20X0 N70 4242004195788</div> <div>£908</div>
---	--	--	--	--	---	--	---	--

Bamia smart hobs and hoods




Our GoodHome range of hobs uses the latest efficient technology for induction cooking, offering a variety of features such as 'boost', 'pause' and flexible zone cooking. Each appliance can be paired with any GoodHome hood, so you can control the hood extraction from the hob interface.



B



C



D



A



E



F



G

A

Bamia 80cm inset hood

- Motorised, hand wave recognition, dimmable LED, hood extraction level dependant on how much is being cooked on the hob

GHIH80
3663602434344

£378

A Carbon Filter 50

63 db(A) 765 m³

B

Bamia 90cm round angled glass hood

- Motorised, hand wave recognition, dimmable LED, hood extraction level dependant on how much is being cooked on the hob

W90cm, GHAGRO90
3663602434313

£398

A Carbon Filter 50

65 db(A) 851 m³

C

Bamia 90cm angled glass hood

- Motorised, hand wave recognition, dimmable LED, hood extraction level dependant on how much is being cooked on the hob

W90cm, GHAGRE90
3663602434320

£398

A Carbon Filter 50

64 db(A) 841 m³

D

Bamia 90cm angled glass slide lift hood

- Motorised, hand wave recognition, dimmable LED, hood extraction level dependant on how much is being cooked on the hob

W90cm, GHAGML90
3663602434337

£398

A Carbon Filter 50

64 db(A) 843 m³

E

Bamia 60cm flexzone induction hob

- Flex zone, boost function and timer, pause cooking function, colour TFT screen
- 10 power levels, 4 zones

GHIHAC60
3663602434368

£398

F

Bamia 80cm flexzone induction hob

- Flex zone, boost function and timer, pause cooking function, colour TFT screen
- 10 power levels, 4 zones

GHIHAC80
3663602434375

£498

G

Bamia 90cm flexzone induction hob

- Flex zone, boost function and timer, pause cooking function, colour TFT screen
- 10 power levels, 5 zones

GHIHAC90
3663602434382

£598

Bamia hob

One of our favourites

Features

- No hood needed as extractor is built into hob
- Versatile dark grey colour
- Flex zone, boost function and timer, including a pause cooking function
- Intuitive touch screen control
- Auto extraction level dependant on how much is being cooked from the hob.

A 65 db(A) 800 m³ Carbon Filter 40
Recirculation kit 1 3663602480044 £100



Bamia 77cm flexzone induction hob and extractor in one
GHIHEF77 3663602434351

£948

4 burner gas hobs

Easy to control and quick to heat up, gas is the choice of many professional cooks.




A



B



E



F




C



D



G



H

For the full range visit
[diy.com](#)

A

COOKE
& LEWIS

58cm gas hob

- Flame failure device
 - Cast iron pan support
- Stainless steel
CLGASUIT4
3663602842057

£138

B

COOKE
& LEWIS

60cm gas hob

- Black glass top
 - Flame failure device
- CLGOGUIT4
3663602842170

£145

C

beko

58cm gas hob

- Wok burner
 - Flame failure device
 - Cast iron pan support
- Stainless, HQAW64225SX
8690842130892

Black, HQAW64225SB
8690842131158

£178

D

beko

65cm gas hob

- Flame failure device
 - Cast iron pan support
- Black glass
HING64322S
8690842255328

£255

E

BOSCH

60cm gas hob

- FlameSelect – for precise adjustment of the flame in 9 defined power levels
- Continuous cast iron pan supports

Black
PCP6A6B90 Serie 6
4242002914404

£287

F

BOSCH

60cm gas hob

- FlameSelect – for precise adjustment of the flame in 9 defined power levels
- Continuous cast iron pan supports

Stainless steel
T26DA49N0 N70
4242004179054

£310

G

BOSCH

60cm gas hob

- Continuous cast iron pan supports
- Flame failure safety device

Stainless steel
PCP615B90B Serie 6
4242002837468

£287

H

BOSCH

60cm gas hob


- Black tempered glass surface
 - FlameSelect – for precise adjustment of the flame in 9 defined power levels
 - Continuous cast iron pan supports
- PPP6A6B90 Serie 6
4242002801933

£397

5 burner gas hobs



New



For the full range visit
[diy.com](https://www.diy.com)

A

75cm gas hob
• Flame failure device
Stainless steel
GASUIT5
3663602842071
£125

B

**COOKE
& LEWIS**
75cm gas hob
• Wok burner
• Cast iron pan support
• Flame failure device
Stainless steel
CLGASUIT5
3663602842095
£158

C

**COOKE
& LEWIS**
75cm gas hob
• Wok burner
• Black glass top
• flame failure device
CLGOGUIT5
3663602842217
£180

D

beko
75cm gas hob
• Wok burner
• Cast iron pan support
• Flame failure device
Stainless steel
HQA W75225SX
8690842130915
£198

E

beko
75cm gas hob
• Wok burner
• 5 burner gas on glass hob
• Black glass top
• Cast iron pan support
• Flame failure device
HILW75322S
8690842276965
£295

F

BOSCH
75cm gas hob
• Wok burner
• FlameSelect – for precise adjustment of the flame in 9 defined power levels.
• Cast iron pan supports
Stainless steel
T27DA69N0 N70
4242004183181
£495

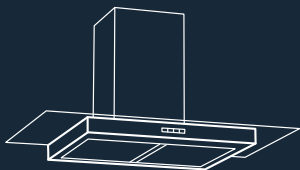
G

BOSCH
75cm gas hob
• FlameSelect – for precise adjustment of the flame in 9 defined power levels
• Dual Wok burner – dual flamed system for very powerful cooking. Cast iron pan supports
Stainless steel
PCST7A5B90 Serie 6
4242002837505
£497

H

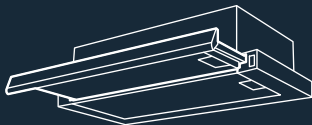
BOSCH
75cm gas hob
• Wok burner
• FlameSelect – for precise adjustment of the flame in 9 defined power levels
• Cast iron pan supports
Black glass
T27CA59S0 N70
4242004183167
£598

Cooker hoods explained




Chimney and box hoods

As well as removing gases and odours, they remove steam to create a comfortable, clean cooking environment.



Integrated hoods

Designed for fully integrated kitchens, these telescopic hoods simply pull out or fold down when you need powerful, effective extraction.



Island hoods

Island hoods are a stunning way to showcase a central cooking and preparation space.



Glass hoods

Practical and stylish, make a statement with a modern glass hood.

Island hoods

For the full range visit diy.com



Integrated hoods



Remember...
Cooker hoods need their filters changing regularly. Some hoods have removable grease filters, which can be cleaned in warm, soapy water. If the hood is being installed in recirculation mode, an additional filter may be required. Filters are sold separately – the appropriate filter number is shown next to the hood.
Ask in-store or see diy.com for details.

A

Visor hood

60cm, white, VHW60A
3663602429418
Stainless Steel VHS60A
3663602429425

£45

C Carbon Filter **7**

69 db(A) 203 m³

B

COOKE & LEWIS

Visor hood

60cm, white, CLVHW60A
3663602429449
Stainless steel, CLVHS60A
3663602429463

£60

C Carbon Filter **7**

69 db(A) 201 m³

C

Canopy hood

60cm, Inox, CLCYS60
3663602842712

£63

C Carbon Filter **9**

62 db(A) 331 m³

D

COOKE & LEWIS

Canopy hood

60cm, white, CLTHW60
3663602842415
Inox, CLTHS60
3663602842422

£73

C Carbon Filter **9**

63 db(A) 366 m³

E

COOKE & LEWIS

Island hood

90cm, stainless steel
CLICGS90
3663602842651

£197

C Carbon Filter **8**

65 db(A) 550 m³

F

COOKE & LEWIS

Island hood

90cm, black glass and stainless steel
CLIBHS90
3663602842583

£197

C Carbon Filter **23***

62 db(A) 523 m³

*Carbon Filter 23 available via Apelson customer helpline 0844 800 1128

G

COOKE & LEWIS

Island hood

35cm, inox
CLROIS30
3663602842699

£262

C Carbon Filter **21**

68 db(A) 528 m³

H

COOKE & LEWIS

Downdraft hood

90cm, stainless steel
CLDHB90
3663602842729*

£492

A Externally ducted

68 db(A) 618 m³

*Not suitable for use with gas hobs

Chimney and box hoods

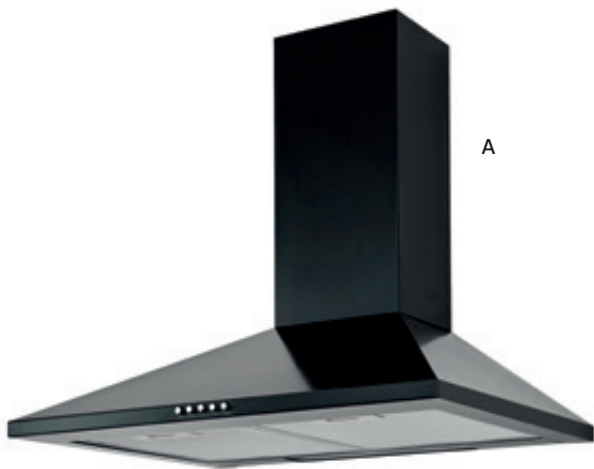


Image shown s 60cm model.

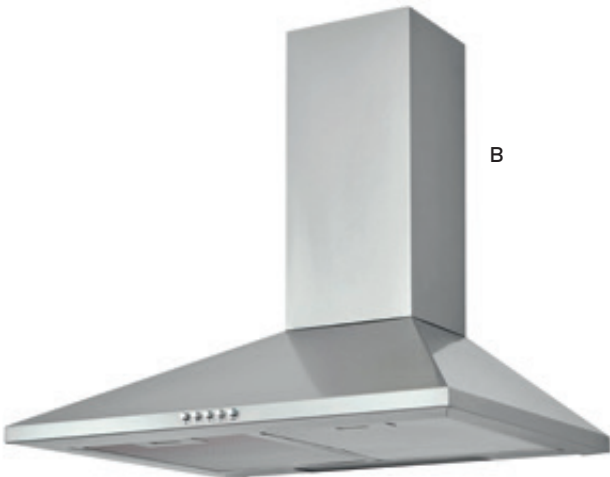


Image shown s 60cm model.



Image shown is 60cm model.



LED hood includes splashback

COOKE & LEWIS
LED glass hood and splashback
• Matching splashback included
60cm, CLCGLEDB60
3663602885498

£115

C Carbon Filter 4

62 db(A) 339 m³





Image shown is 110cm model.



Image shown in 90cm model.

For the full range visit
diy.com

See page 82 for
Bamia smart hoods

A

Chimney hood

60cm, black
CHB60
3663602842460

£58

70cm, CHB70
3663602691778

£75

C Carbon Filter 4

67 db(A) 381 m³

B

Chimney hood

60cm, stainless steel
CHS60
3663602842446

£58

C Carbon Filter 4

67 db(A) 381 m³

C

Chimney hood

60cm, white
CHS60
3663602842453

£58

C Carbon Filter 4

67 db(A) 381 m³

D

Chimney hood

90cm, stainless steel
CHS90
3663602842484

Black
CHB90
3663602842477

£93

A Carbon Filter 4

67 db(A) 381 m³

E

COOKE & LEWIS

Chimney hood

60cm, stainless steel
CLCHS60
3663602842521

£103

70cm, stainless, CLCHS70
3663602842507 £113
90cm, stainless, CLCHS90
3663602842538 £133

C Carbon Filter 8

61 db(A) 537 m³

F

COOKE & LEWIS

Chimney hood

100cm, stainless steel
CLCHS100
3663602842743

£143

110cm, stainless steel
CLCHS110
3663602842767 £163

C Carbon Filter 8

67 db(A) 537 m³

G

COOKE & LEWIS

Box hood

60cm, stainless steel
CLBHS60
3663602842576

£143

90cm, stainless steel
CLBHS90
3663602842514 £183

C Carbon Filter 21

62 db(A) 523 m³




Image shown is 90cm model.



Image shown s 100cm model.



Image shown s 60cm model.

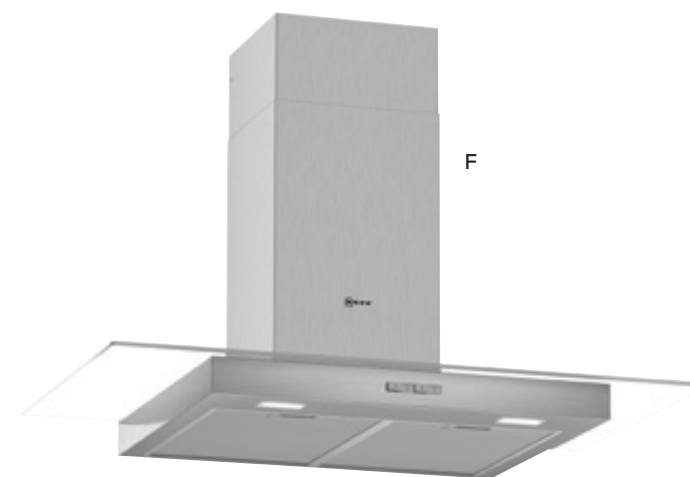


Image shown is 60cm model.



Image shown s 90cm model.

See page 82 for
Bamia smart hoods

For the full range visit
diy.com

A
COOKE
& LEWIS
Chimney hood
100cm, black
CLCHB100
3663602842736
£143
110cm, black
CLCHB110
3663602842750
£163
C Carbon Filter 8 67 db(A) 537 m³

B
LEASURE
Chimney hoods
90cm, silver,
H92PX
8690842157950
90cm, black, H92PK
8690842157943
£249
C 70 db(A) 642 m³

C
LEASURE
Chimney hoods
100cm, black
H102PK
8690842157967
100cm, silver
H102PX
8690842157974
£259
C 70 db(A) 642 m³

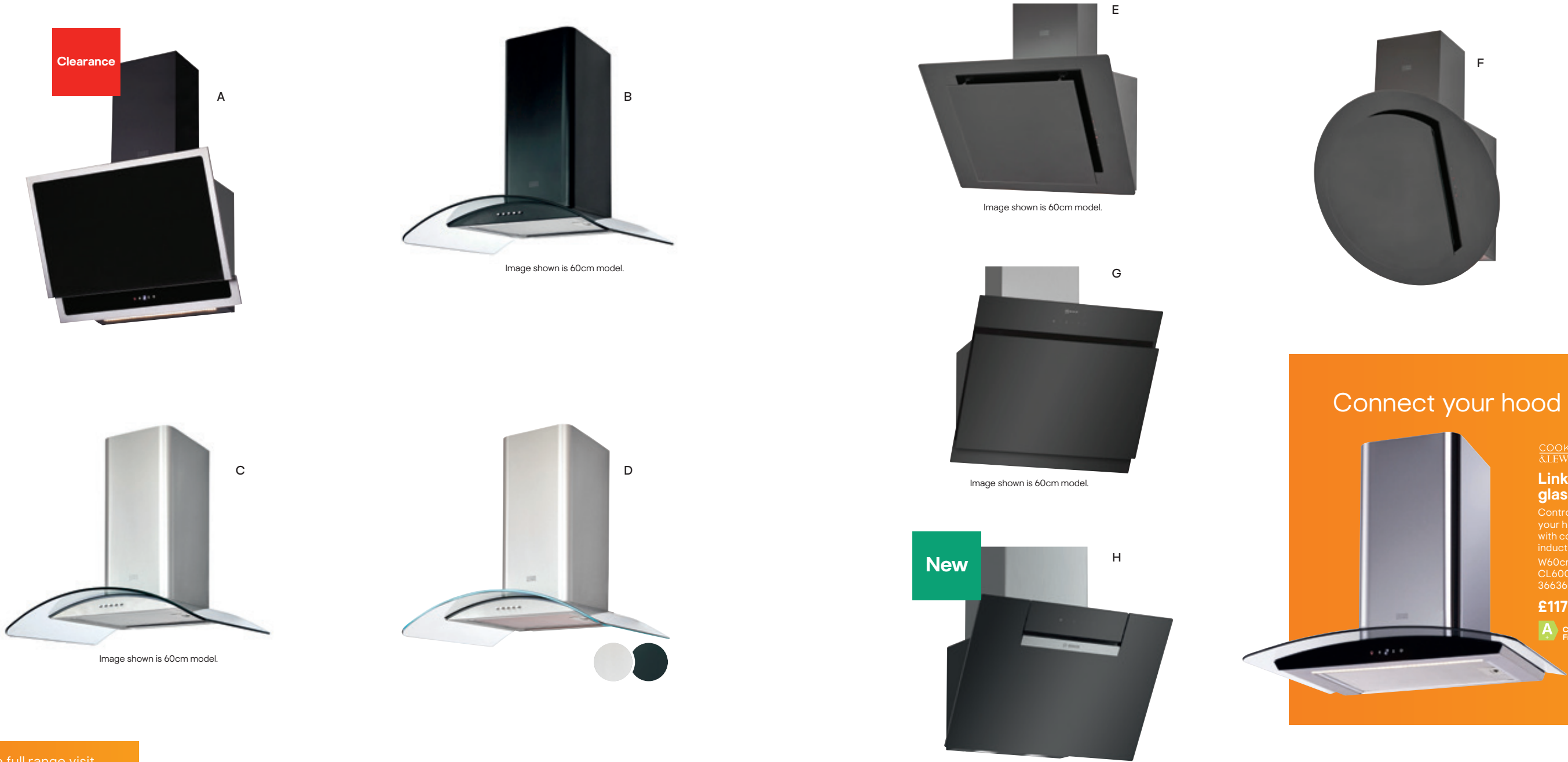
D
beko
Box hood
60cm, stainless steel
HCF61620X
8690842142505
£265
90cm, HCF91620X
8690842142512 **£285**
B 70 db(A) 603 m³

E
beko
Box hood
60cm, dark stainless steel
HCB63741BDX
8690842276446
£325
A 61 db(A) 600 m³

F
CUPERT
Box hood
60cm
D64GBC0N0B N30
4242004224051
£362
90cm, D94GBC0N0B N30
4242004221562 **£428**
A 70 db(A) 649 m³

G
BOSCH
Chimney hoods
Slim Pyramid
60cm, stainless Steel
DWQ64BC50B
4242005051199
£348
90cm, stainless Steel
DWQ94BC50B
4242005051236 **£398**
D 64 db(A) 365 m³

Glass hoods



For the full range visit
diy.com

<p>A</p> <p>COOKE & LEWIS</p> <p>Angled Cooker hood</p> <p>60cm, black, CL60AGB 3663602554240</p> <p>£85</p> <p>A Carbon Filter 4</p> <p>61 db(A) 573 m³</p>	<p>B</p> <p>COOKE & LEWIS</p> <p>Curved glass hood</p> <p>60cm, black, CLCGB60 3663602842606</p> <p>£87</p> <p>70cm, black, CLCGB70 3663602691761 £97 90cm, black, CLCGB90 3663602842620 £117</p> <p>C Carbon Filter 4</p> <p>62 db(A) 339 m³</p>	<p>C</p> <p>COOKE & LEWIS</p> <p>Curved glass hood</p> <p>60cm, stainless, CLCGS60 3663602842590</p> <p>£87</p> <p>70cm, stainless, CLCGS70 3663602842774 £97 90cm, stainless, CLCGS90 3663602842613 £117</p> <p>C Carbon Filter 4</p> <p>62 db(A) 339 m³</p>	<p>D</p> <p>COOKE & LEWIS</p> <p>LED glass hood</p> <p>60cm, stainless, CLCGLEDS60 3663602842637 60cm, black, CLCGLEDB60 3663602842644</p> <p>£112</p> <p>C Carbon Filter 4</p> <p>62 db(A) 344 m³</p>	<p>E</p> <p>COOKE & LEWIS</p> <p>Angled glass hood</p> <p>60cm, CLAGB60 3663602842675</p> <p>£158</p> <p>90cm, black, CLAGB90 3663602842682 £194</p> <p>C Carbon Filter 21</p> <p>62 db(A) 569 m³</p>	<p>F</p> <p>COOKE & LEWIS</p> <p>Round angled glass hood</p> <p>60cm, black, CLRGB60 3663602842668</p> <p>£168</p> <p>C Carbon Filter 24*</p> <p>62 db(A) 537 m³</p> <p><small>*Carbon Filter 24 available via Apelson customer helpline 0844 800 1128</small></p>	<p>G</p> <p>Angled glass hood</p> <p>W59cm, black, D65IHM1S0B N50 4242004210030</p> <p>£587</p> <p>W89cm, black, D65IHM1S0B N50 4242004210221 £668</p> <p>B 58 db(A) 700 m³</p>	<p>H</p> <p>Angled glass hood</p> <p>W60cm, stainless steel, DWK87EM60B 4242005199730</p> <p>£600</p> <p>W80cm, DWK87EM60B 4242005199723 £635</p> <p>B 60 db(A) 669 m³</p>
--	---	---	--	--	--	---	--

Fridge freezers

Upgrade your fridge freezer with a frost-free style that prevents build up – this means you won't have to defrost it as regularly.

50/50 built in

Features explained

Active blue light Technology™ helps you keep fruits and vegetables fresher for longer.

FreshSafe
Keeps food fresh longer.

VitaControl
Constant temperature regulation.

SuperCool and SuperFreeze
Lowers temperature for a short period so anything new in the fridge or freezer is chilled or frozen quickly.

FreshSense
Food preserves at an ideal consistency.

For the full range visit
diy.com



A



B

Upgrade to 50:50 Blue Light for just £40



C



D

50/50 freestanding



E



F

60/40 freestanding



G

E

beko

- Frost free
- LED
- 55cm
- CFQ1582W
- 5023790039161

£298

A

168 litres

95 litres

F

beko

- Fridge freezer with water dispenser
- Frost free
- LED ceiling light
- Graphite, FP1691DG
- 5023790045919

£428

A

184 litres

129 litres

G

- WiFi enabled control remotely from your smartphone
- Frost free
- LED
- Silver, HMNV6202WKWIFI
- 8016361962057
- White, HMNV6202XKWIFI
- 8016361967915

£525

A

257 litres

94 litres

70/30 built in



H



I

Additional 30L storage space



J



K



L

H

beko

- Frost free, LED
- ICQFD173
- 8690842256158

£358

A

193 litres

69 litres

I

beko

- Frost free, LED
- Active Fresh Blue Light
- Chrome Wine Rack
- ICQFDB173
- 8690842256172

£428

A

193 litres

69 litres

J

beko

- Frost free, LED
- 193cm extra tall
- Active Fresh Blue Light
- Chrome Wine Rack
- BCBFD1973
- 5944008922801

£498

A

220 litres

69 litres

K

BOSCH

- Manual defrost freezer
- KIV38X22GB
- 4242002763200

£585

A

217 litres

59 litres

L

- Manual defrost freezer
- FreshSafe
- VitaControl
- SuperCool and SuperFreeze
- KI5872S30G N50
- 4242004189008

£728

A

209 litres

63 litres


Built under fridges and freezers

Built under fridges and freezers fit neatly under your worktop. Because they're constantly powered, it's worth choosing an energy-efficient model.

Built under fridges



A



B

Built under fridge with freezer



C

Built under freezers



D



E

Tall fridges and freezers

Built in tall fridges



F



G

Built in tall freezers



H



I

Perfect for a big family

For the full range visit [diy.com](https://www.diy.com)

A

beko

- Built under fridge
- QL22
- 5023790032186

£278

A 128 litres

B

BOSCH

- Built under fridge
- KUR15A50GB
- 4242002650173

£398

A 137 litres

C

beko

- Built under fridge with freezer drawer
- BR11
- 5023790027267

£298

A 97 litres 15 litres

D

beko

- Built under freezer
- QZ32
- 5023790032193

£294

A 87 litres

E

BOSCH

- Built under freezer
- SuperFreeze
- GUD15A50GB
- 4242002650890

£418

A 98 litres

F

beko

- Built in tall fridge
- Side LED lighting
- BLQSDW177
- 8690842256684

£418

A 315 litres

G

BOSCH

- Built in tall fridge
- LED lighting
- FreshSense
- KIR81VS30G
- 4242002904832

£927

A 319 litres

H

beko

- Built in tall freezer
- Frost free
- BFFD1577
- 5944008922283

£468

A 247 litres

I

BOSCH

- Built in tall freezer
- Frost free
- FreshSense
- GIN81AE30G
- 4242002898834

£987

A 211 litres

Finance it your way[†]

Interest free credit or

Buy now & pay later

No interest if paid in full within 12 months

8.9%APR representative

From as little as £500

[†]Spend £500 for 6 months; £1000 for 1 year interest free credit. Buy now, Pay later: Payments deferred for the first 12 months, then either settle in full within the payment free period and pay no interest, or spread the cost over 36 months. Credit available on Appliance purchases. 10% deposit required. Credit subject to status. **B&Q Limited acts as a credit broker** and is authorised and regulated by the Financial Conduct Authority (FRN 712268). Credit provided **exclusively** by Hitachi Capital (UK) PLC, authorised and regulated by the Financial Conduct Authority.

Selected products are available for home delivery only to selected locations. Restrictions apply. Free delivery on orders over £50. All other products available in selected stores, see diy.com. For delivery charges see page 147.

American-style fridge freezers

Typically much wider than standard models, these fridge freezers are conveniently positioned side-by-side for ease of access. They have a generous storage capacity and often come with built-in extras, such as an ice maker and water dispenser.



A

beko

2 door american fridge freezer

• Frost free

• LED ceiling light

W91cm

RAS121LS 5023790038553

£599

A

368 litres

190 litres

B

beko

Non-plumbed water dispenser

• Frost free

• Side wall LED lighting, slimline water tank

W91cm

Black ASD241B 5023790032957

Silver ASD241X 5023790032964

£775

A

364 litres

190 litres

C

beko

Non-plumbed ice and water dispenser

• Frost free

• Touch control LED display

W91cm

Black ASGN542B 5023790038751

Silver ASGN542S 5023790039819

£948

A

368 litres

176 litres

D

beko

Non-plumbed water dispenser

• Frost free

W76cm

GNE480E20FDZX 5023790045773

£900

A

300 litres

150 litres

E

beko

4 door american fridge freezer

• Frost free

• Switch compartment to fridge or freezer

W91cm

MN1416224PX 5023790044400

£1098

A

376 litres

165 litres

F

beko

Plumbed ice and water dispenser

• Frost free

• Side LED lighting

W84cm

GNE60520DX 5023790040327

£1098

A

378 litres

152 litres

G

BOSCH

2 door plumbed with water and ice dispenser

• LED lighting

• Frost free

• Multi Airflow System: even air distribution for longer freshness

• Holiday mode - saving energy whilst you are away

W91cm, black

KAD90VB20G 4242002925523

£1398

A

370 litres

157 litres

H

BOSCH

2 door american style fridge freezer

• LED lighting

• Frost free

• Multi Airflow System: even air distribution for longer freshness

• Holiday mode - saving energy whilst you are away

W91cm, steel inox

KAN93VIFPG Serie 6 4242005185306

£1598

A

371 litres

181 litres

I

BOSCH

2 door non-plumbed with water and ice dispenser

• Frost free

• LED lighting

• Multi Airflow System: even air distribution for longer freshness

• Holiday mode - saving energy whilst you are away

W91cm, steel inox

KAI93VIFPG Serie 4 4242005191628

£1498

A

380 litres

220 litres

New



New



New



New



Wine coolers

An impressive addition to any kitchen, a wine cooler is perfect for storing bottles at the optimum temperature and frees up fridge space.



A

Multi-door fridge freezer

- W79cm
- Frost Free
- Touch Control Display

White, HFDN 180 UK
8016361962156

£835

A

278 litres

144 litres

B

Multi-door fridge freezer

- Black
- W79cm
- Frost Free
- Touch Control Display

HFDN 180BK
8016361969339

£835

A

278 litres

144 litres

C

Side by side fridge freezer

- W91cm
- Black
- Touch Control Display

• 364L and 204L
HSBSF178UK
8016361990036

£848

A

364 litres

204 litres

D

Side by side fridge freezer

- W91cm
- Stainless
- Touch Control Display

• 364L and 204L
HSBSF178MIK
8016361990043

£848

A

364 litres

204 litres

E

7 bottles built in wine cooler

- Temperature settings 5-22°C

W15cm
HWCB15UK
8016361927506

£248

C

F

19 bottles built in wine cooler

- Temperature settings 5-22°C

W30cm
HWCB30UK/1
8016361982147

£298

B

G

46 bottles wine cooler

- Temperature setting 5-22C
- Two Temperature Zones
 - Left: 5-22C
 - Top: 5-22C
 - Bottom: 12-22C

W60cm
HWCB60UK
8016361927483

£498

C

H

38 bottles wine cooler

- Two Temperature Zones
 - Left: 5-22C
 - Right: 2-22C

W60cm
HWCB60DUK
8016361927490

£568

D

Built in 60cm dishwashers

Features explained

- Aquaintense**
Provides an extra intensive cleaning zone in the bottom basket.
- VarioSpeed**
Reduces cycle time up to 50%
- OpenAssist**
Handle-free easy opening.



A



B



E



F



C




D



G



H



Built in 60cm WiFi dishwasher

- WiFi connected - control from your smartphone
- 12 programmes
- Quiet 42dB

HDIN 4S613PS-80
8016361983953

£430

A

16 ps

42 db(A)

10L

New

New

For the full range visit diy.com

A

COOKE & LEWIS

Built in 60cm dishwasher

- 7 programmes
 - Quick wash programs - rapid 40 min or 1 hour
- CLSLDISHUK
3663602632399

£218



B

beko

Built in 60cm dishwasher

- Salt and rinse aid indicator lights
 - 5 programmes
 - Quick wash programs - Mini 30 min and 58 min
- DIN15Q10
5023790046411

£274



C

beko

Built in 60cm dishwasher

- Salt and rinse aid indicator lights
 - 8 programmes
 - Aquaintense
 - Quick wash programs - Mini 30 min and 58 min
- DIN48Q20
5023790046428

£384



D

BOSCH

Built in 60cm dishwasher

- Projects light onto floor when running
 - 4 programmes
 - VarioSpeed
- SMV40C30GB
4242002861890

£397



E

CEFF

Built in 60cm dishwasher

- Projects light onto floor when running
 - 6 programmes
 - VarioSpeed
- S513G60X0G N50
4242004222156

£489



F

beko

Built in 60cm dishwasher

- 9 Programmes
 - Wifi connected, control from your smartphone
 - Autodose automatically adds the right amount of detergent
- DIN59420D
5023790047548

£435



G

BOSCH

Built in 60cm dishwasher

- 6 programmes
 - Cutlery tray 3rd level frees up space in the bottom
 - VarioSpeed Plus speed up program running times by up to two thirds
- SMV46MX00G
4242005035915

£548



H

BOSCH


Built in 60cm dishwasher

- Openassist handle-free easy-opening
 - 5 programmes
 - Quite 39dB
- SMV68MD01G
4242005041541

£698




Freestanding dishwashers



For the full range visit
diy.com

Built in slimline 45cm dishwashers



<p>A</p> <p>beko</p> <p>45cm freestanding dishwasher</p> <ul style="list-style-type: none">• 5 programmes• Quick wash programs - Mini 30 min, and 58 min <p>DFS05Q10W 8690842194238</p> <p>£218</p> <p>A 10 ps 47 db(A)</p> <p>10.5L</p>	<p>B</p> <p>beko</p> <p>60cm freestanding dishwasher</p> <ul style="list-style-type: none">• 5 programmes• Quick wash programs - Mini 30 min, and 58 min <p>DFN05Q10W 8690842195396</p> <p>£218</p> <p>A 13 ps 47 db(A)</p> <p>11.5L</p>	<p>C</p> <p>WiFi freestanding dishwasher</p> <ul style="list-style-type: none">• 60cm• 12 programmes• Connect from your smartphone <p>Grey, HDPN4S603P 8016361964167</p> <p>£440</p> <p>A 16 ps 45 db(A)</p> <p>10L</p>	<p>D</p> <p>COOKE & LEWIS</p> <p>Built in 45cm dishwasher</p> <ul style="list-style-type: none">• 8 programmes• Quick wash programs - rapid 40 min, 1Hour function <p>CLSLDISHUK 3663602632382</p> <p>£218</p> <p>A 11 ps 47 db(A)</p> <p>8.5L</p>	<p>E</p> <p>beko</p> <p>Built in 45cm dishwasher</p> <ul style="list-style-type: none">• 5 programmes• Quick wash programs - Mini 30 min, and 58 min <p>DIS15Q10 5023790046435</p> <p>£296</p> <p>A 10 ps 48 db(A)</p> <p>10.5L</p>	<p>F</p> <p>BOSCH</p> <p>Built in 45cm dishwasher</p> <ul style="list-style-type: none">• Automatic programme using sensor technology• 5 programmes• VarioSpeed <p>SPV25CX00G 4242005086139</p> <p>£479</p> <p>A 9 ps 48 db(A)</p> <p>9.5L</p>	<p>G</p> <p>NEFF</p> <p>Built in 45cm dishwasher</p> <ul style="list-style-type: none">• Projects light onto floor when dishwasher is in operation• 5 programmes• VarioSpeed <p>S583C50X0G N50 4242004232148</p> <p>£549</p> <p>A 9 ps 48 db(A)</p> <p>9.5L</p>
--	--	---	--	---	---	--

Take out the
guesswork,
just load & go

with **AutoDose** technology,
there's no need to refill for up
to one month



"Alexa...
start the dishwasher"



Model: DIN59420D
EAN: 5023790047548

beko.co.uk

Freestanding washing machines

Features explained

- Autodose**
Automatically detects how much detergent and rinse aid to use.
- KG mode**
Weighs the laundry, adapting water, energy consumption and time of washing.



Image shown is 9kg model.



Extra large capacity 13kg

Built in washing machines



Image shown is 8kg model.




Image shown is 8kg model.

New



A

CANDY

Freestanding washing machine

- NFC connected - control remotely from your smartphone.
 - 15 programmes
 - 8kg, CS148D3
8016361947955
- £225**
- 15 programmes
 - KG Mode
 - 9kg, CVS1492D3
8016361940420
- £250**



B



Wifi freestanding washing machine

- WiFi connected - control remotely from your smartphone
 - Autodose
 - Graphite
 - 13 programmes
 - 10kg, AWMPD610LH8/1-80
8016361962521
- £468**



C



Wifi freestanding washing machine

- WiFi connected - control remotely from your smartphone
 - Autodose
 - 13 programmes
 - 10kg, AWMPD610LH8/1-80
8016361962569
- £498**



D



Wifi freestanding washing machine

- WiFi connected - control remotely from your smartphone
 - Autodose
 - 13 programmes
 - 13kg, AWMPD413LH7-80
8016361969544
- £658**



E

CANDY

Built in washing machine

- NFC connected - control from your smartphone
 - 17 programmes
 - 8kg, CBWM 816D-80
8016361941861
- £348**
- KG Mode
 - 9kg, CBWM 914D-80
8016361930599
- £370**



F



Built in washing machine

- Program adjusts to load size
 - 17 programmes
 - KG Mode
 - White, 8kg, HBWM814D-80
8016361932999
 - Black, 8kg, HBWM814DCB
8059019000800
- £380**
- White, 9kg HBWM914SC-80
8016361941946
 - Black, 9kg, HBWM916DCB
8059019000787
- £410**



G



Wifi built in washing machine

- KG mode
 - Full load mixed wash in 59 minutes
 - 16 programmes
 - KG Mode
 - 9kg, white
HBWM096TAHC-80
8016361932951
- £447**



H

BOSCH

Built in washing machine

- 6 programmes
 - VarioPerfect - takes 55% less time and or 30% less energy depending on the option you choose
 - WaveDrum - gentle washing thanks to the unique drum structure
 - 8kg, WIW28300GB
4242002958644
- £698**



Freestanding tumble dryers



A

Image shown is vented model.



B

Image shown is condensing dryer model.



C



Condensing

Condenser tumble dryers store the water in a container and can be placed anywhere in your home.



Heat pump

Heat pump tumble dryers gather water in a tank like a condenser dryer except they recycle the hot air inside the drum. This contributes toward lower energy consumption.



Vented

Vented tumble dryers use a hose to pump out moisture, so they need ventilation installed.

Freestanding washer dryers



F

Image shown is 8/5kg model.



G

For the full range visit [diy.com](https://www.diy.com)

Built in tumble dryers



D



E

Built in washer dryers



H

Image shown is 7/5kg model.



I

Image shown is 7/5kg model.



J



K

A

CANDY

Freestanding tumble dryer

- NFC connected - control from your smartphone
- Moisture sensor in drum to determine when laundry is dry

9kg, vented
CS V9 DF
8016361944640

£200



9KG, condenser
CS C9DF
8016361944718

£230



D

CANDY

Built in heat pump tumble dryer

- NFC connected - control from your smartphone
- 15 programmes

7kg
CBTD H7A1TE-80
8016361960848

£479



B



Wifi freestanding dryer

- WiFi connected - control from your smartphone
- Stops cycle when laundry is dry
- Water container in door
- 16 programmes

10kg, Condensing dryer
ATD C10TKEX-80
8016361971936

£425



10kg, Heat pump dryer
ATD-HY10AZKEX-80
8016361969025

£500



C

CANDY

Freestanding tumble dryer

- NFC connected - control from your smartphone
- Moisture sensor in drum to determine when laundry is dry
- 15 programmes

9kg
GSV H9A2TE-80
8016361944695

£380



F

CANDY

Freestanding washer dryer

- NFC connected - control from your smartphone
- Moisture sensor in drum to determine when laundry is dry

8/5kg
GCSW 485T-80
8016361948051

£345



9/6kg
GCSW 496T-80
8016361948082

£397



G



Freestanding washer dryer

- Auto dose
- Stops cycle when laundry is dry

White, 10kg/6kg
AWDPD6106LH/1-80
8016361963092

£599



H

CANDY

Built in washer dryer

- 14 wash and 3 drying programmes

7/5kg
CBWD 7514D-80
8016361933415

£375



8/5kg
CBWD 8514D-80
8016361930346

£395



I



Built in washer dryer

- KG mode
- Rapid wash 14, 30 and 44 minutes
- 16 programmes

7/5kg, white
HBWD7514DA
8016361933422

£390



15 programmes
8/5kg white
HBWD 8514D-80
8016361941960

£430



15 programmes
8/5kg, black
HBWD8514DCB
8059019000794

£430



J



Wifi built in washer dryer

- Control from your smartphone
- KG mode
- Wash mixed colours and fabrics under 59 minutes
- 17 programmes

8/5kg, white
HBWDO8514TAHC-80
8016361933453

£448



K

BOSCH

Series 4 built in washer dryer

- 4 special programmes including delicates and fluff removal
- 12 programmes
- AquaStop Flood protection system

• 12/24 hour start delay
7/4kg, WKD28351GB
4242002877440

£918



Flooring & walls

Floors and walls have important parts to play in the overall look and feel of a kitchen. We've created a range of stylish and durable tiles to help you create your desired look.

See the full range at [diy.com](#)



Wall & floor tiles

These floor tiles are especially designed for areas like kitchens, where there's a lot of moisture and activity.



Choose your floor



Wall tiles



A
Kontainer
Wall & floor tile
W590 x L590mm
9.8mm thickness
Light grey
3663602679455
1.04 sq.m per pack
£20.80 per pack
£20
per sq.m

B
Slate
Wall & floor tile
W290 x L590mm
9.8mm thickness
Anthracite
3663602676133
1.03 sq.m per pack
£15.45 per pack
£15
per sq.m

C
Cotage wood
Porcelain wall & floor tile
W200 x L1200mm
10mm thickness
Beige
3663602850250
0.96 sq.m per pack
£19.20 per pack
£20
per sq.m

Gospel
Luxury vinyl click floor plank
3.2mm thickness
5mm thickness
A Grey 3663602563952
B Natural 3663602563938
C Blond 3663602563945
1.95 sq.m per pack of seven
£52.65 per pack
£27
per sq.m

Bachata
Luxury vinyl click floor tile
3.2mm thickness
D Beige 3663602563532
E Dark beige 3663602563549
F Grey 3663602563563
G Stone grey 3663602563556
2.6 sq.m per pack of fourteen
£46.80 per pack
£18
per sq.m

H
Jazy
Luxury vinyl click floor tile
4.5mm thickness
3663602605010
2.23 sq.m per pack of twelve
£49.06 per pack
£22
per sq.m

Trentie
Gloss ceramic wall tile
W100 x L200mm
7.5mm thickness

White
0.96 sq.m per pack
£12 per sq.m
£11.52 per pack

All other colours
0.8 sq.m per pack
£12 per sq.m
£9.60 per pack

For the full range visit
[diy.com](#)

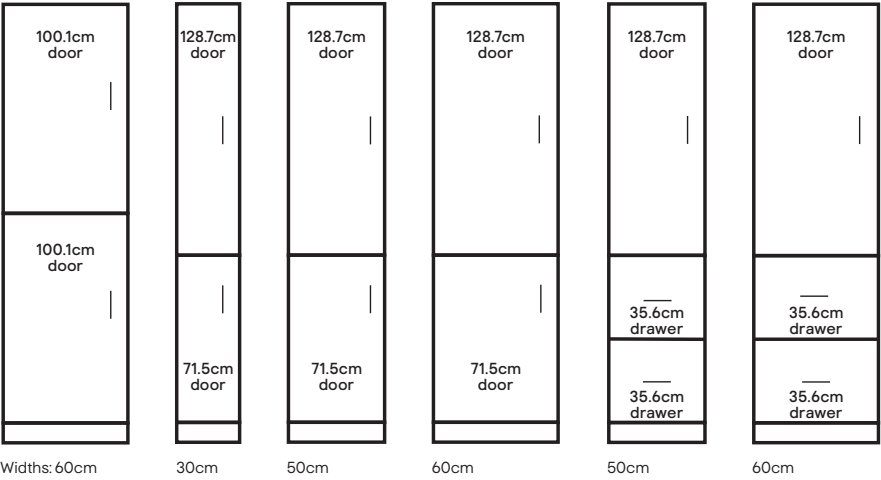
Plan your kitchen

Create your Caraway larder cabinets

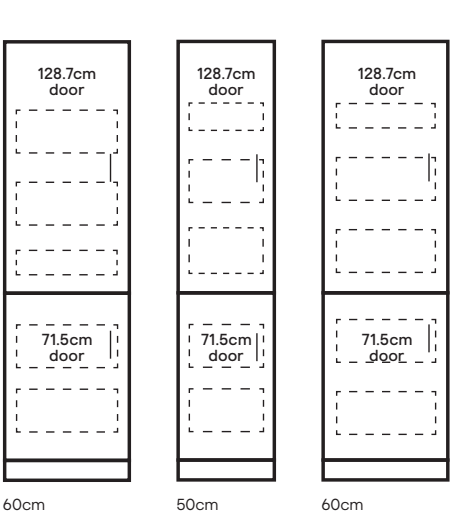
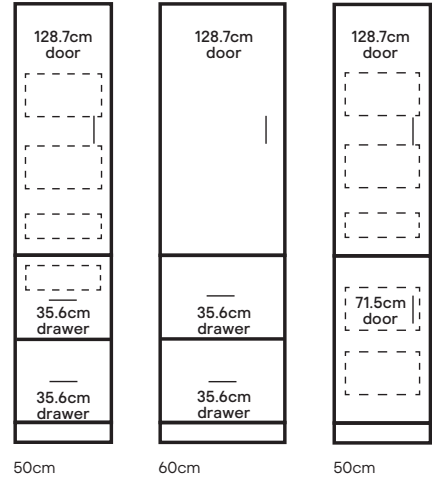
Caraway larder cabinets* are available in two heights (standard and tall) and in three widths (30, 50 and 60cm). Perfect for maximising storage and housing appliances, they can be combined with our Pebre pull-out range and Soto drawers to increase space.

Standard 216cm height**

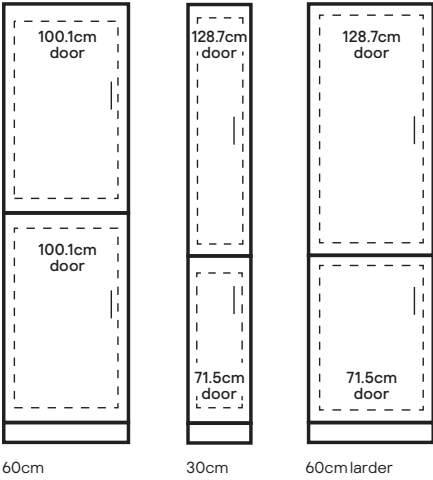
Larder cabinet options



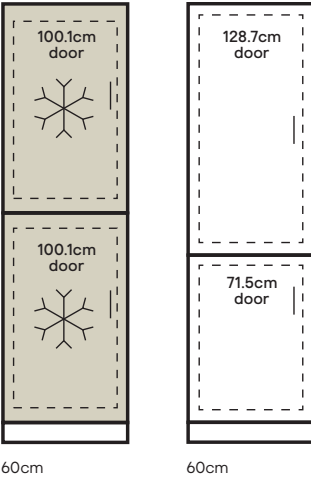
Storage towers



Pull-out storage

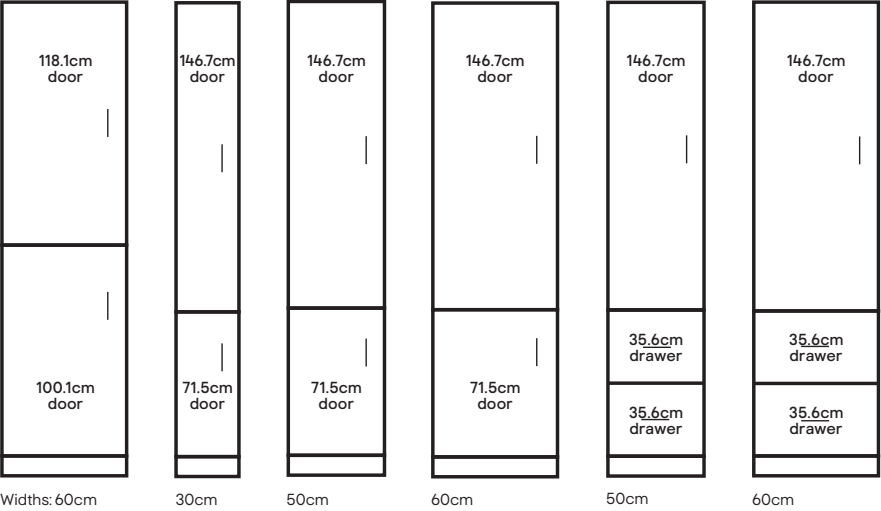


Fridge freezer

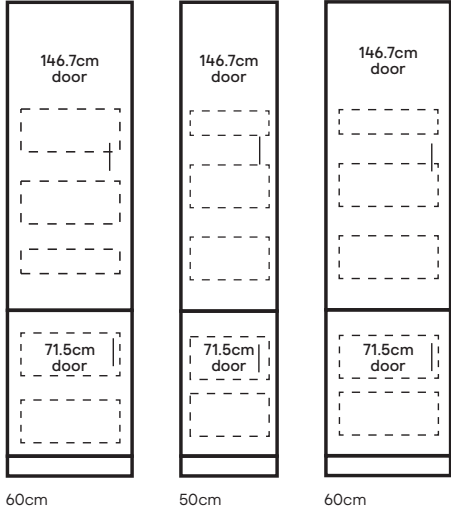
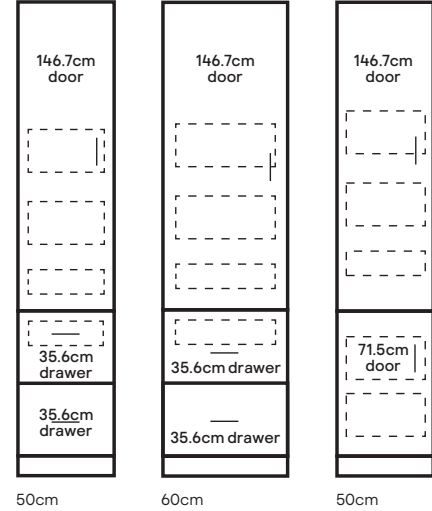


Tall 234cm height**

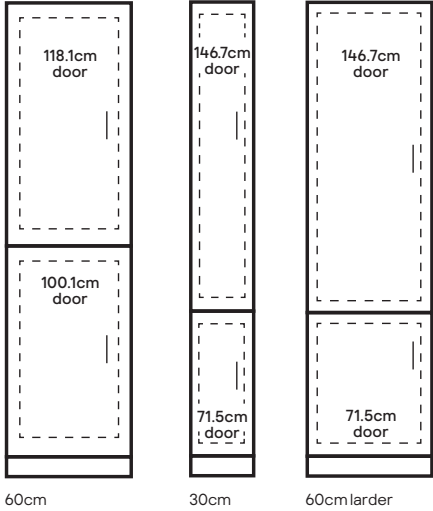
Larder cabinet options




Storage towers



Pull-out storage



Fridge freezer

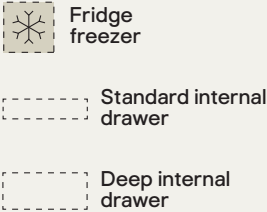


To create these configurations you'll need to purchase your chosen components separately. Line drawings are for illustration purposes only.

Don't forget...

to select the correct larder shelf pack (see page 119)

Appliance key



Appliances and internal drawers available separately.



* Caraway larder cabinets shown here are made up of larder shelf packs and end panels, both components purchase separately. Also, Doors, internal storage, drawers, hinges, handles, accessories and appliances are available separately.
** Dimensions shown are the cabinet height including legs at 15cm.
Legs can be adjusted in height from 12.5cm to 19.5cm to allow for uneven floors.








Your guide to...
base & larder cabinets

Caraway base cabinets

Our base cabinets come in two heights and a wide range of widths. There are two corner options (blind or L-shaped) which are compatible with standard, deep and internal drawers.




All our Caraway base cabinets (30cm and above) come with a metal front bar support across the front and an adjustable back rail – this is to help when installing sinks, hobs and worktops.


Standard base cabinets						Can also be used as		
	Description/size	Colour/finish	£	Multi drawer cabinet	Sink Cabinet	Corner Cabinet		
	15cm Base cabinet W15 x D57 x H87cm	White 3663602637394	£20	–	–	–		
	30cm Base cabinet W30 x D57 x H87cm	White 3663602637417	£22	–	–	–		
	40cm Base cabinet W40 x D57 x H87cm	White 3663602637424	£24	Yes	–	–		
	50cm Base cabinet W50 x D57 x H87cm	White 3663602637448	£26	Yes	Yes	–		
	60cm Base cabinet W60 x D57 x H87cm	White 3663602637455	£28	Yes	Yes	–		
	80cm Base cabinet W80 x D57 x H87cm	White 3663602637462	£34	Yes	Yes	Yes		
	100cm Base cabinet W100 x D57 x H87cm	White 3663602637479	£40	Yes	Yes	Yes		



Oven heat deflector kits




Heat deflecting strips that protect adjacent doors from radiated heat from cooking appliances.

Description/size	Colour/finish	£
 Cicely Built-under to fit oven housing and single oven with 60cm aperture	Silver 3663602643548	£17
 Cicely Double oven to fit tall housing with 90cm aperture	Silver 3663602643555*	£18

Built-under oven housing				Can also be used as	
	Description/size	Colour/finish	£	sink drawer	
	60cm Oven housing cabinet W60 x D57 x H87cm	White 3663602637554	£28	–	

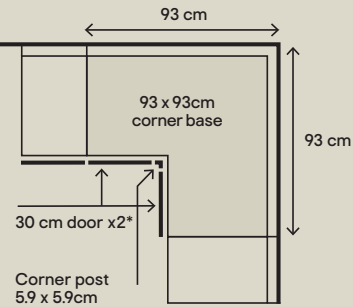
Belfast sink cabinet				Can also be used as	
	Description/size	Colour/finish	£	sink drawer	
	60cm Belfast sink cabinet W60 x D57 x H63.5cm	White 3663602637547*	£28	Yes	

Corner base cabinets				Can also be used as	
	Description/size	Colour/finish	£	corner	
	93 cm Corner base cabinet W93 x D93 x H87cm	White 3663602637486	£68	Yes	
	Blanking panel for 100cm, 80cm base and 60cm wall cabinet when used in a blind corner	White 3663602637561*	£10	–	

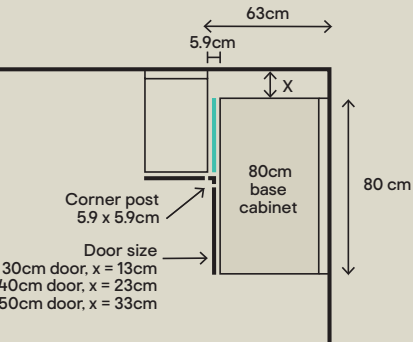
Half height drawer base cabinets			
	Description/size	Colour/finish	£
	40cm Drawer base cabinet half height W40 x D57 x H51cm	White 3663602638001*	£20
	50cm Drawer base cabinet half height W50 x D57 x H51cm	White 3663602638018*	£22
	60cm Drawer base cabinet half height W60 x D57 x H51cm	White 3663602638025*	£24

Base corner cabinets

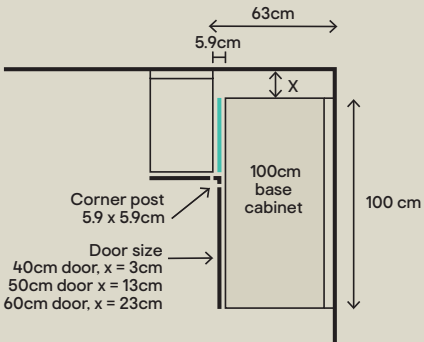
L-shaped corner



Blind corner – 80cm



Blind corner – 100cm









* These cabinets require wide angle hinges to allow full opening

Our blind corner base cabinets are adjustable to allow you to use different sized doors to offset your corner, helping you with any obstructions in the planning process.

Caraway larder and appliance housings

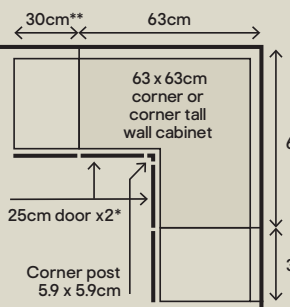
You can create larder cabinets in two heights and three widths. Combine them with internal drawers to create storage towers.

Standard & tall larder cabinets†

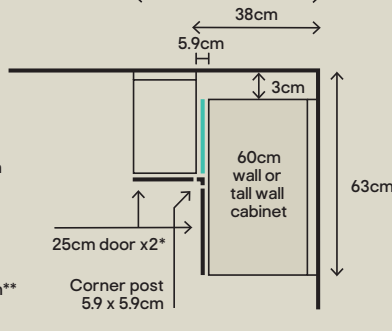
Description/size	Colour/finish	£
 30cm Standard larder cabinet W30 x D57 x H216cm 3663602320906	White – end panels** 3663602637882	£36
 30cm Tall larder cabinet W30 x D57 x H234cm 3663602320913	White – shelf pack 3663602637844*	£22
 50cm Standard larder cabinet W50 x D57 x H216cm 3663602320920	White – end panels** 3663602637882*	£36
 50cm Tall larder cabinet W50 x D57 x H234cm 3663602320937	White – shelf pack 3663602637851*	£26
 60cm Standard larder cabinet W60 x D57 x H216cm 3663602320944	White – end panels** 3663602637882	£36
 60cm Tall larder cabinet W60 x D57 x H234cm 3663602320951	White – shelf pack 3663602637868	£28

Wall corner cabinets

L-shaped wall corner





Blind corner wall – 60cm



* These cabinets require wide angle hinges to allow full opening
** Use a 30cm wall cabinet to align with base cabinet at 93cm

Optional blind corner blanking panel blocks the cabinet and stops things falling out

Standard & tall appliance housing††

Description/size	Colour/finish	£
 60cm Appliance housing standard height W60 x D57 x 216cm	White – end panels** 3663602637882	£36
 60cm Tall appliance housing W60 x D57 x H234cm	White – shelf pack 3663602637875	£28

Shelf packs – what's included

For standard and tall larder cabinets



For standard and tall appliance housings



*Home delivery only.
All fixtures including hinges, doors, end panels and handles need to be purchased separately.
Selected products are available for home delivery only to selected locations. Restrictions apply. Free delivery on orders over £50.
All other products available in selected stores, see diy.com. For delivery charges see page 147.






** Two end panels and one back panel included. † For use with all configurations shown on page 114 and 115. †† For use with all configurations shown on page 116 and 117.
Dimensions shown are the cabinet height including legs at 15cm. Legs can be adjusted in height from 12.5cm to 19.5cm to allow for uneven floors.
Prices for shelf pack includes the top, shelves and base with feet.

Your guide to...
wall cabinets

Caraway wall and bridging cabinets

Our wall cabinets are available in three heights – 36, 72 or 90cm – and can be used as a narrow base cabinet if you add legs. This gives you the flexibility to maximise cabinetry in tight spaces. The adjustable wall hanging brackets mean they’re easy to level and come in three corner options.

Wall cabinets









Depth 32cm Comes complete with two shelves					
	Description/size	Colour/finish	£	Can also be used as	
				Bi-fold	Corner
	15cm wall cabinet W15 x D32 x H72cm	White 3663602637578	£15	–	–
	25cm wall cabinet W25 x D32 x H72cm	White 3663602637585	£16	–	–
	30cm wall cabinet W30 x D32 x H72cm	White 3663602637592	£17	–	–
		Oak 3663602637929*	£19		
	40cm wall cabinet W40 x D32 x H72cm	White 3663602637608	£19	Yes	–
	50cm wall cabinet W50 x D32 x H72cm	White 3663602637622	£21	Yes	–
		Oak 3663602637936*	£23		
	60cm wall cabinet W60 x D32 x H72cm	White 3663602637639	£23	Yes	Yes
	80cm wall cabinet W80 x D32 x H72cm	White 3663602637646	£29	Yes	–
	100cm wall cabinet W100 x D32 x H72cm	White 3663602637653	£35	Yes	–

Corner wall cabinets


	Description/size	Colour/finish	£	Can also be used as	
				Bi-fold	Corner
	63cm corner wall W63 x D63 x H72cm	White 3663602637660	£46	–	Yes

See page 5 for further details on corner cabinets.

Tall wall cabinets

Depth 32cm Comes complete with two shelves					
	Description/size	Colour/finish	£	Can also be used as	
				Bi-fold	Corner
	15cm wall cabinet W15 x D32 x H90cm	White 3663602637684*	£21	–	–
	25cm wall cabinet W25 x D32 x H90cm	White 3663602637691*	£22	–	–
	30cm wall cabinet W30 x D32 x H90cm	White 3663602637707*	£23	–	–
		Oak effect 3663602637943*	£25		
	40cm wall cabinet W40 x D32 x H90cm	White 3663602637714*	£25	–	–
	50cm wall cabinet W50 x D32 x H90cm	White 3663602637738*	£27	–	–
		Oak effect 3663602637950*	£29		
	60cm wall cabinet W60 x D32 x H90cm	White 3663602637745*	£29	Yes	–






Tall corner wall cabinets

	Description/size	Colour/finish	£	Can also be used as	
				Bi-fold	Corner
	63cm tall corner wall W63 x D63 x H90cm	White 3663602637776	£58	–	Yes


Bridging cabinets

	Description/size	Colour/finish	External dimensions w x d x h (cm)	£
	40cm Wall bridging	White 3663602637790*	40 x 32 x 36	£15
	50cm Wall bridging	White 3663602637806*	50 x 32 x 36	£17
	60cm Wall bridging	White 3663602637813	60 x 32 x 36	£19
	80cm Wall bridging	White 3663602637820*	80 x 32 x 36	£25
	100cm Wall bridging	White 3663602637837*	100 x 32 x 36	£31

Open cabinets

	Description/size	Colour/finish	w x d x h (cm)	£
Wine racks				
	Caraway 15cm wide wine rack	Matt white 3663602638032*	15 x 32 x 72	£36
		Light grey oak effect 3663602638216*		£40
		Light oak effect 3663602638308*		£40
	Caraway 15cm wide tall wine rack	Matt white 3663602638049*	15 x 32 x 90	£40
		Light grey oak effect 3663602638223*		£44
		Light oak effect 3663602638315*		£44
Bridging wall cabinets				
	Caraway 40cm wide open bridging wall cabinet	Matt white 3663602638063*	40 x 34 x 36	£24
		Light grey oak effect 3663602638247*		£28
		Light oak effect 3663602638339*		£28
	Caraway 50cm wide open bridging wall cabinet	Matt white 3663602638070*	50 x 34 x 36	£26
		Light grey oak effect 3663602638254*		£30
		Light oak effect 3663602638346*		£30
	Caraway 60cm wide open bridging wall cabinet	Matt white 3663602638087*	60 x 34 x 36	£28
		Light grey oak effect 3663602638261*		£32
		Light oak effect 3663602638353*		£32

Open cabinet
colour options



Glass shelves for
wall cabinets

Cicely clear glass cabinet shelves
with retaining shelf supports – twin pack.



Image shown:
80cm cabinet shelf

Cicely 30cm cabinet shelf 3663602643432	Cicely 40cm cabinet shelf 3663602643449*	Cicely 50cm cabinet shelf 3663602643456	Cicely 60cm cabinet shelf 3663602643463*	Cicely 80cm cabinet shelf 3663602643470*	Cicely 100cm cabinet shelf 3663602643487*
£7	£8	£9	£10	£12	£16

*Home delivery only.
Selected products are available for home delivery only to selected locations.
Restrictions apply. Free delivery on orders over £50. All other products available in selected stores, see diycom. For delivery charges see page 147.

Your guide to... drawers



Soto drawers

From soft-close deep drawers to hidden styles that sit beneath your oven, we've got a range of designs to neatly store your kitchen essentials.

Standard drawers

Complete with soft close and comes in a range of widths. Fully extends for easy access.

	30cm wide	Anthracite 3663602479130	£22
	40cm wide	Anthracite 3663602479147	£23
	50cm wide	Anthracite 3663602479154	£24
	60cm wide	Anthracite 3663602479161	£25
	80cm wide	Anthracite 3663602479178*	£29
	100cm wide	Anthracite 3663602479185*	£33






Deep drawers

Complete with soft close as standard in a range of widths. Extends fully for easy access.

	40cm wide	Anthracite 3663602479253*	£28
	50cm wide	Anthracite 3663602479260	£29
	60cm wide	Anthracite 3663602479277	£30
	80cm wide	Anthracite 3663602479284*	£34
	100cm wide	Anthracite 3663602479291*	£38

Internal drawer fascias

Add fascias to convert standard drawers into internal drawers.

	30cm wide	Anthracite 3663602479192*	£8
	40cm wide	Anthracite 3663602479208*	£9
	50cm wide	Anthracite 3663602479215	£10
	60cm wide	Anthracite 3663602479222	£11
	80cm wide	Anthracite 3663602479239*	£12
	100cm wide	Anthracite 3663602479246*	£13


Internal deep drawer fascias

Add fascias to convert deep drawers into internal drawers. Not available in 80cm or 100cm wide drawers.

	40cm wide	Anthracite 3663602479307*	£21
	50cm wide	Anthracite 3663602479314	£22
	60cm wide	Anthracite 3663602479321	£23


Oven housing drawer

Use with your filler panel to convert unused space into a drawer ideal for storing baking trays.

	60cm wide sansho built-under oven housing drawer	Anthracite 3663602479376	£21
---	--	--------------------------	-----


Under sink drawer


Suitable for 60cm, 80cm and 100cm base cabinets. Designed to fit around pipework and sink bowls. Not suitable for Alpinia or Verbena door ranges.

	Premium under sink drawer with soft close	Anthracite 3663602479352*	£30
---	---	---------------------------	-----


Upgrades, dividers & accessories


Add these accessories to make the most out of your drawers.

	Universal standard drawer soft close upgrade	3838682406271	£3
---	--	---------------	----

	Drawer push to open upgrade runners, converts standard or deep drawers to push to open***	3663602479338	£10
---	---	---------------	-----

	Internal drawer pull	3663602479345*	£3
---	----------------------	----------------	----


	Plinth drawer brackets**	3663602479369	£10
---	--------------------------	---------------	-----

	Pan drawer dividers for Soto deep drawers	Anthracite 3663602479383	£8
---	---	--------------------------	----

Choosing your... drawer configurations

Here is the range of drawer combinations you can choose from.

Drawer space key



A – base cabinet with full door and internal drawer configuration options

Cabinet width	15cm	30cm	40cm	50cm	60cm
15cm	Yes	-	-	-	-
30cm	Yes	Yes	-	-	-
40cm	Yes	Yes	Yes	Yes	Yes
50cm	Yes	Yes	Yes	Yes	Yes
60cm	Yes	Yes	Yes	Yes	Yes

B – base cabinet with drawer line door and internal drawer configuration options

Cabinet width	15cm	30cm	40cm	50cm	60cm
15cm	-	-	-	-	-
30cm	Yes	Yes	-	-	-
40cm	Yes	Yes	Yes	Yes	Yes
50cm	Yes	Yes	Yes	Yes	Yes
60cm	Yes	Yes	Yes	Yes	Yes

C – base cabinet with 2 drawer and internal drawer configuration options

Cabinet width	15cm	30cm	40cm	50cm	60cm	80cm	100cm
15cm	-	-	-	-	-	-	-
30cm	-	-	-	-	-	-	-
40cm	Yes	Yes	Yes	Yes	Yes	Yes	Yes
50cm	Yes	Yes	Yes	Yes	Yes	Yes	Yes
60cm	Yes	Yes	Yes	Yes	Yes	Yes	Yes
80cm	Yes	Yes	Yes	Yes	Yes	Yes	Yes
100cm	Yes	Yes	Yes	Yes	Yes	Yes	Yes

D – base cabinet with 3 drawers

Cabinet width	15cm	30cm	40cm	50cm	60cm	80cm	100cm
15cm	-	-	-	-	-	-	-
30cm	-	-	-	-	-	-	-
40cm	-	-	-	-	-	-	-
50cm	Yes	Yes	Yes	Yes	Yes	Yes	Yes
60cm	Yes	Yes	Yes	Yes	Yes	Yes	Yes
80cm	Yes	Yes	Yes	Yes	Yes	Yes	Yes
100cm	-	-	-	-	-	-	-

E – base cabinet with 4 drawers

Cabinet width	15cm	30cm	40cm	50cm	60cm
15cm	-	-	-	-	-
30cm	-	-	-	-	-
40cm	Yes	Yes	Yes	Yes	Yes
50cm	Yes	Yes	Yes	Yes	Yes
60cm	-	-	-	-	-

*Home delivery only.
** To create a plinth drawer, you also require a standard drawer which is 10cm narrower than the cabinet. For wider cabinets (80cm and above) please see diy.com for fitting guides.
*** This conversion kit does not come with soft close. Selected products are available for home delivery only to selected locations. Restrictions apply. Free delivery on orders over £50. All other products available in selected stores, see diy.com. For delivery charges see page 147.



Matt stone

• Pressed door technology

The foil is applied to the surface and on all four sides at the same time by being pressed onto the panel. The back of the door is finished in a melamine foil.

• 2cm door thickness

• Matt finish

• Covered in a material made from recycled plastic bottles.

White and anthracite

• Post-formed door technology

The foil is applied on the front surface of the panel and on two parallel vertical sides. The panel is then cut and the two raw parallel sides (left and right) are edge-banded. The back of the door is finished in a melamine foil.

• 19cm door thickness

• Gloss finish



Matt stone integrated handle

£1848
(8 unit price)

Garcinia doors are not reversible and therefore have hinge holes on both sides of the doors. We recommend that you purchase hinge hole cover caps with your kitchen.



Gloss anthracite integrated handle

£1298
(8 unit price)



Gloss white integrated handle

£1298
(8 unit price)



Gloss light grey integrated handle

£1298
(8 unit price)

Doors	Matt stone integrated handle*	Gloss anthracite integrated handle*	Gloss white integrated handle	Gloss light grey integrated handle*
Width (cm)				
Highline door				
15cm	3663602473015	3663602651901	3663602650867	5059340089126
25cm	3663602473022	3663602651918	3663602650874	5059340089133
30cm	3663602473039	3663602651925	3663602650881	5059340089140
40cm	3663602473046	3663602651932	3663602650898	5059340089157
50cm	3663602473053	3663602651956	3663602650911	5059340089164
60cm (can be used as an integrated appliance door)	3663602473060	3663602651963	3663602650928	5059340089171
Glazed door				
30cm	3663602473176	3663602652106	3663602651062	5059340089287
50cm	3663602473183	3663602652113	3663602651079	5059340089294
Drawerline door				
30cm	3663602473077	3663602651970	3663602650935	5059340089188
40cm	3663602473084	3663602651987	3663602650942	5059340089195
50cm	3663602473091	3663602651994	3663602650959	5059340089201
60cm	3663602473107	3663602652007	3663602650966	5059340089218
Single drawer front (for 2 drawer/bi-fold bottom door/bridging door configurations)				
40cm	3663602473213	3663602652144	3663602651109	5059340089607
50cm	3663602473220	3663602652151	3663602651116	5059340089614
60cm	3663602473237	3663602652168	3663602651123	5059340089621
80cm	3663602473244	3663602652175	3663602651130	5059340089638
100cm	3663602473251	3663602652182	3663602651147	5059340089645
Bi-fold top door with no integrated handle				
40cm		3663602548072	3663602547976	5059340089324
50cm		3663602548089	3663602547983	5059340089331
60cm		3663602548096	3663602547990	5059340089348
80cm		3663602548102	3663602548003	5059340089355
100cm		3663602548119	3663602548010	5059340089362
Drawer front packs – 3 drawer and 4 drawer				
3 drawer 50cm	3663602473268	3663602652199	3663602651154	5059340089379
3 drawer 60cm	3663602473275	3663602652205	3663602651161	5059340089386
3 drawer 80cm	3663602473282	3663602652212	3663602651178	5059340089393
4 drawer 40cm	3663602473299	3663602652229	3663602651185	5059340089409
4 drawer 50cm	3663602473305	3663602652236	3663602651192	5059340089416
Larder door				
50/50 larder door 60cm (buy 2)	3663602473312	3663602652243	3663602651208	5059340089423
70/30 larder door 30cm (combine with highline)	3663602473329	3663602652250	3663602651215	5059340089430
70/30 larder door 50cm (combine with highline)	3663602473336	3663602652267	3663602651222	5059340089447
70/30 larder door 60cm (combine with highline)	3663602473343	3663602652274	3663602651239	5059340089454
Appliance door				
60cm (can be used as a belfast sink door)	3663602473350	3663602652281	3663602651246	5059340089461
60cm	3663602473381	3663602652311	3663602651277	5059340089478
60cm	3663602473367	3663602652298	3663602651253	5059340089485
60cm	3663602473374	3663602652304	3663602651260	5059340089492
Appliance filler panel				
60cm	3663602473404	3663602652335	3663602651291	5059340089515
60cm	3663602473398	3663602652328	3663602651284	5059340089508
Tall wall door				
15cm	3663602473114	3663602652014	3663602650973	5059340089225
25cm	3663602473121	3663602652021	3663602650980	5059340089232
30cm	3663602473138	3663602652038	3663602650997	5059340089249
40cm	3663602473145	3663602652045	3663602651000	5059340089256
50cm	3663602473152	3663602652069	3663602651024	5059340089263
60cm	3663602473169	3663602652076	3663602651031	5059340089270
Tall glazed door				
30cm	3663602473190	3663602652120	3663602651086	5059340089300
50cm	3663602473206	3663602652137	3663602651093	5059340089317
Tall larder door				
50/50 larder door 60cm (combine with 100.1cm)	3663602473435	3663602652366	3663602651321	5059340089546
70/30 larder door 30cm (combine with highline)	3663602473466	3663602652397 [†]	3663602651352 [†]	5059340089577
70/30 larder door 50cm (combine with highline)	3663602473473	3663602652403 [†]	3663602651369 [†]	5059340089584
70/30 larder door 60cm (combine with highline)	3663602473480	3663602652410 [†]	3663602651376 [†]	5059340089591
Tall appliance door				
60cm	3663602473442	3663602652373	3663602651338	5059340089553
60cm	3663602473459	3663602652380	3663602651345	5059340089560
60cm	3663602473428	3663602652359	3663602651314	5059340089522
60cm	3663602473411	3663602652342	3663602651307	5059340089539

End panels & accessories

Clad on end panels – 1.8cm thick***	W x H (cm)				
Wall end panel	36 x 96	3663602471974	£88	3663602640820	£41
Appliance larder end panel	61 x 240	3663602471981	£123	3663602640837	£74
Base end panel	61 x 90	3663602471998	£91	3663602640844	£44
Replacement end panels – 1.8cm thick					
Standard wall end panel	32 x 72	3663602480754	£76	3663602640752	£30
Tall wall end panel	32 x 90	3663602480761	£80	3663602640769	£34
Standard larder/appliance end panel**	57 x 201	3663602480785	£101	3663602640790	£54
Tall larder/appliance end panel**	57 x 219	3663602480792	£107	3663602640806	£58
LH multi drawer/base end panel	57 x 72	3663602480808	£80	3663602553229	£34
RH multi drawer/base end panel	57 x 72	3663602480815	£80	3663602553441	£34
Kitchen panels					
End support /base end	59 x 87	3663602471967	£83	3663602640813	£36
Breakfast bar	200 x 89	3663602472063	£140	3663602640929	£120
Cornice & pelmets – 1.8cm thick					
Cornice/pelmet	240 x 3.5	3663602472018	£30	3663602640868	£22
Plinths					
Plinth	240 x 15 x 1.6	3663602472001	£30	3663602640851	£22
Posts					
Standard corner post	5.9 x 5.9 x 71.5	3663602472025	£26	3663602642251	£26
Tall wall corner post	5.9 x 5.9 x 89.5	3663602472032	£28	3663602642268	£28
Other					
Colour matched iron-on edging	1.9 x 1000	3663602472056	£14	3663602484998	£7

[†]Handle profile differs from rest of range.
*Home delivery only. **Prices for end panels includes two end panels and a back panel (for standard larder / appliance end panel or tall larder / appliance end panel).
***All clad ons are made oversized so that they can be trimmed and scribed to the wall to allow them to fit neatly against any uneven walls for a perfect fit.
Glass door and drawerline door images for this range are shown on page 142. Selected products are available for home delivery only to selected locations.
Restrictions apply. Free delivery on orders over £50. All other products available in selected stores, see diycom. For delivery charges see page 147.



Alisma*

High gloss grey slab

The glossiest range in our collection, our Alisma design is lacquered to reflect light and adds a glass-like finish.

- **Lacquered door technology**
Lacquer is applied to the door panel to create the depth, consistency and brilliance of colour. It is also a more durable finish compared to other door technologies. The back of the door is finished in a melamine foil.
- **1.8cm door thickness**
- **High gloss finish.**

High gloss white slab
£1948
(8 unit price)

High gloss grey slab
£1948
(8 unit price)

Doors		High gloss white slab		High gloss grey slab	
Width (cm)	Height (cm)				
Highline door					
15cm	71.5	3663602652427	£75	3663602652946	£75
25cm	71.5	3663602652434	£76	3663602652953	£76
30cm	71.5	3663602652441	£77	3663602652960	£77
40cm	71.5	3663602652458	£78	3663602652977	£78
50cm	71.5	3663602652472	£79	3663602652991	£79
60cm (can be used as an integrated appliance door)	71.5	3663602652489	£80	3663602653004	£80
Glazed door					
30cm	71.5	3663602652625	£102	3663602653141	£102
50cm	71.5	3663602652632	£104	3663602653158	£104
Drawerline door					
30cm	1 x 15.6 + 1 x 55.7	3663602652496	£81	3663602653011	£81
40cm	1 x 15.6 + 1 x 55.7	3663602652502	£82	3663602653028	£82
50cm	1 x 15.6 + 1 x 55.7	3663602652519	£83	3663602653035	£83
60cm	1 x 15.6 + 1 x 55.7	3663602652526	£84	3663602653042	£84
Single drawer front (for 2 drawer/bi-fold/bridging door configurations)					
40cm	1 x 35.6	3663602652663	£43	3663602653189	£43
50cm	1 x 35.6	3663602652670	£44	3663602653196	£44
60cm	1 x 35.6	3663602652687	£45	3663602653202	£45
80cm	1 x 35.6	3663602652694	£47	3663602653219	£47
100cm	1 x 35.6	3663602652700	£49	3663602653226	£49
Drawer front packs – 3 drawer and 4 drawer					
3 drawer 50cm	1 x 15.6 + 2 x 27.7	3663602652717	£84	3663602653233	£84
3 drawer 60cm	1 x 15.6 + 2 x 27.7	3663602652724	£85	3663602653240	£85
3 drawer 80cm	1 x 15.6 + 2 x 27.7	3663602652731	£87	3663602653257	£87
4 drawer 40cm	3 x 15.6 + 1 x 24.1	3663602652748	£87	3663602653264	£87
4 drawer 50cm	3 x 15.6 + 1 x 24.1	3663602652755	£88	3663602653271	£88
Larder door					
50/50 larder door 60cm (buy 2)	100.1	3663602652762	£79	3663602653288	£79
70/30 larder door 30cm (combine with highline)	128.7	3663602652779	£85	3663602653295	£85
70/30 larder door 50cm (combine with highline)	128.7	3663602652786	£87	3663602653301	£87
70/30 larder door 60cm (combine with highline)	128.7	3663602652793	£88	3663602653318	£88
Appliance door					
60cm (can be used as a belfast sink door)	45.3	3663602652809	£77	3663602653325	£77
60cm	54.3	3663602652830	£78	3663602653356	£78
60cm	62.6	3663602652816	£79	3663602653332	£79
60cm	68.7	3663602652823	£80	3663602653349	£80
Appliance filler panel					
60cm	5.8	3663602652854	£39	3663602653370	£39
60cm	11.5	3663602652847	£40	3663602653363	£40
Tall wall door					
15cm	89.5	3663602652533	£79	3663602653059	£79
25cm	89.5	3663602652540	£80	3663602653066	£80
30cm	89.5	3663602652557	£81	3663602653073	£81
40cm	89.5	3663602652564	£82	3663602653080	£82
50cm	89.5	3663602652588	£83	3663602653103	£83
60cm	89.5	3663602652595	£84	3663602653110	£84
Tall glazed door					
30cm	89.5	3663602652649	£112	3663602653165	£112
50cm	89.5	3663602652656	£114	3663602653172	£114
Tall larder door					
50/50 larder door 60cm (combine with 100.1cm)	118.1	3663602652885	£85	3663602653400	£85
70/30 larder door 30cm (combine with highline)	146.7	3663602652915	£91	3663602653431	£91
70/30 larder door 50cm (combine with highline)	146.7	3663602652922	£93	3663602653448	£93
70/30 larder door 60cm (combine with highline)	146.7	3663602652939	£94	3663602653455	£94
Tall appliance door					
60cm	63.3	3663602652892	£79	3663602653417	£79
60cm	72.3	3663602652908	£81	3663602653424	£81
60cm	80.6	3663602652878	£82	3663602653394	£82
60cm	86.7	3663602652861	£83	3663602653387	£83

End panels & accessories		W x H (cm)			
Clad on end panels – 1.8cm thick***					
Wall end panel	36 x 96	3663602641223	£89	3663602641421	£89
Appliance larder end panel	61 x 240	3663602641230	£123	3663602641438	£123
Base end panel	61 x 90	3663602641247	£92	3663602641445	£92
Replacement end panels – 1.8cm thick					
Standard wall end panel	32 x 72	3663602641155	£77	3663602641353	£77
Tall wall end panel	32 x 90	3663602641162	£81	3663602641360	£81
Standard larder/appliance end panel**	57 x 201	3663602641193	£101	3663602641391	£101
Tall larder/appliance end panel**	57 x 219	3663602641209	£107	3663602641407	£107
LH multi drawer/base end panel	57 x 72	3663602553243	£81	3663602553250	£81
RH multi drawer/base end panel	57 x 72	3663602553465	£81	3663602553472	£81
Kitchen panels – 1.8cm thick					
End support /base end	59 x 87	3663602641216	£84	3663602641414	£84
Breakfast bar	200 x 89	3663602641322	£140	3663602641520	£140
Cornice & pelmets					
Cornice/pelmet	240 x 3.5	3663602641261	£40	3663602641469	£40
Plinths					
Plinth	240 x 15 x 1.6	3663602641254	£40	3663602641452	£40
Posts					
Standard corner post	5.9 x 5.9 x 71.5	3663602641278	£28	3663602641476	£28
Tall wall corner post	5.9 x 5.9 x 89.5	3663602641285	£30	3663602641483	£30
Other					
Colour matched iron-on edging	1.9 x 1000	3663602485018	£14	3663602485025	£14

GoodHome 8-unit example: 1 x 60cm larder cabinet shelf pack, 2 x 50cm base cabinet, 1 x 100cm base cabinet, 1 x 60cm oven housing base cabinet, 2 x 50cm wall cabinet, 1 x 100cm wall cabinet. **Also included:** 3 x 50cm premium drawer with soft close, 1 x standard larder/appliance end panel (pack of 2), 4 x cornice/pelmet, 2 x plinth, 3 x standard wall end panel, 1 x replacement right hand multi drawer base end panel, 2 x 60cm 50/50 larder door, 7 x 50cm highline door, 1 x 50cm 3 drawer door, 1 x 60cm appliance door, 6 x gen brushed nickel effect d-handle, 9 x soft close clip-on 110 degree hinge, 1 x 3.8cm kabsa travertine laminate worktop (300cm), 1 x 3.8cm worktop end cap. Excludes appliances, sinks and taps.

*Home delivery only. **Prices for end panels includes two end panels and a back panel (for standard larder / appliance end panel or tall larder / appliance end panel). ***All clad ons are made oversized so that they can be trimmed and scribed to the wall to allow them to fit neatly against any uneven walls for a perfect fit. Glass door and drawerline door images for this range are shown on page 142. **Selected products are available for home delivery only to selected locations.** Restrictions apply. Free delivery on orders over £50. All other products available in selected stores, see diycom. For delivery charges see page 147.



Pasilla*

Matt white thin frame slab

Our Pasilla range has a slimmed-down thin profile with unique frame detailing, perfect for modern kitchens.

- Pressed door technology
The foil is applied to the surface and on all foursides at the same time by being pressed onto the panel. The back of the door is finished in a melamine foil.
- 2cm door thickness
- Matt finish
- Covered in a material made from recycled plastic bottles.

Matt white thin frame slab
£1298
(8 unit price)

Matt carbon thin frame slab
£1298
(8 unit price)

Doors		Matt white thin frame slab		Matt carbon thin frame slab	
Width (cm)	Height (cm)				
Highline door					
15cm	71.5	3663602473497	£39	3663602473978	£39
25cm	71.5	3663602473503	£40	3663602473985	£40
30cm	71.5	3663602473510	£41	3663602473992	£41
40cm	71.5	3663602473527	£42	3663602474005	£42
50cm	71.5	3663602473534	£43	3663602474012	£43
60cm (can be used as an integrated appliance door)	71.5	3663602473541	£44	3663602474029	£44
Glazed door					
30cm	71.5	3663602473657	£66	3663602474135	£66
50cm	71.5	3663602473664	£68	3663602474142	£68
Drawerline door					
30cm	1x 15.6 + 1 x 55.7	3663602473558	£45	3663602474036	£45
40cm	1x 15.6 + 1 x 55.7	3663602473565	£46	3663602474043	£46
50cm	1x 15.6 + 1 x 55.7	3663602473572	£47	3663602474050	£47
60cm	1x 15.6 + 1 x 55.7	3663602473589	£48	3663602474067	£48
Single drawer front (for 2 drawer/bi-fold/bridging door configurations)					
40cm	1x 35.6	3663602473695	£23	3663602474173	£23
50cm	1x 35.6	3663602473701	£24	3663602474180	£24
60cm	1x 35.6	3663602473718	£25	3663602474197	£25
80cm	1x 35.6	3663602473725	£27	3663602474203	£27
100cm	1x 35.6	3663602473732	£29	3663602474210	£29
Drawer front packs – 3 drawer and 4 drawer					
3 drawer 50cm	1x 15.6 + 2 x 27.7	3663602473749	£47	3663602474227	£47
3 drawer 60cm	1x 15.6 + 2 x 27.7	3663602473756	£48	3663602474234	£48
3 drawer 80cm	1x 15.6 + 2 x 27.7	3663602473763	£50	3663602474241	£50
4 drawer 40cm	3 x 15.6 + 1 x 24.1	3663602473770	£50	3663602474258	£50
4 drawer 50cm	3 x 15.6 + 1 x 24.1	3663602473787	£51	3663602474265	£51
Larder door					
50/50 larder door 60cm (buy 2)	100.1	3663602473794	£44	3663602474272	£44
70/30 larder door 30cm (combine with highline)	128.7	3663602473800	£50	3663602474289	£50
70/30 larder door 50cm (combine with highline)	128.7	3663602473817	£52	3663602474296	£52
70/30 larder door 60cm (combine with highline)	128.7	3663602473824	£53	3663602474302	£53
Appliance door					
60cm (can be used as a belfast sink door)	45.3	3663602473831	£41	3663602474319	£41
60cm	54.3	3663602473862	£42	3663602474340	£42
60cm	62.6	3663602473848	£43	3663602474326	£43
60cm	68.7	3663602473855	£44	3663602474333	£44
Appliance filler panel					
60cm	5.8	3663602473886	£20	3663602474364	£20
60cm	11.5	3663602473879	£21	3663602474357	£21
Tall wall door					
15cm	89.5	3663602473596	£43	3663602474074	£43
25cm	89.5	3663602473602	£44	3663602474081	£44
30cm	89.5	3663602473619	£45	3663602474098	£45
40cm	89.5	3663602473626	£46	3663602474104	£46
50cm	89.5	3663602473633	£47	3663602474111	£47
60cm	89.5	3663602473640	£48	3663602474128	£48
Tall glazed door					
30cm	89.5	3663602473671	£76	3663602474159	£76
50cm	89.5	3663602473688	£78	3663602474166	£78
Tall larder door					
50/50 larder door 60cm (combine with 100.1cm)	118.1	3663602473916	£52	3663602474395	£52
70/30 larder door 30cm (combine with highline)	146.7	3663602473947	£52	3663602474425	£52
70/30 larder door 50cm (combine with highline)	146.7	3663602473954	£54	3663602474432	£54
70/30 larder door 60cm (combine with highline)	146.7	3663602473961	£55	3663602474449	£55
Tall appliance door					
60cm	63.3	3663602473923	£43	3663602474401	£43
60cm	72.3	3663602473930	£45	3663602474418	£45
60cm	80.6	3663602473909	£46	3663602474388	£46
60cm	86.7	3663602473893	£47	3663602474371	£47

End panels & accessories		W x H (cm)			
Clad on end panels – 1.8cm thick***					
Wall end panel	36 x 96	3663602472087	£53	3663602472193	£53
Appliance larder end panel	61 x 240	3663602472094	£86	3663602472209	£86
Base end panel	61 x 90	3663602472100	£56	3663602472216	£56
Replacement end panels – 1.8cm thick					
Standard wall end panel	32 x 72	3663602480822	£42	3663602480891	£42
Tall wall end panel	32 x 90	3663602480839	£46	3663602480907	£46
Standard larder/appliance end panel**	57 x 201	3663602480853	£66	3663602480921	£66
Tall larder/appliance end panel**	57 x 219	3663602480860	£70	3663602480938	£70
LH multi drawer/base end panel	57 x 72	3663602480877	£45	3663602480945	£45
RH multi drawer/base end panel	57 x 72	3663602480884	£45	3663602480952	£45
Kitchen panels – 1.8cm thick					
End support /base end	59 x 87	3663602472070	£48	3663602472186	£48
Breakfast bar	200 x 89	3663602472179	£120	3663602472285	£120
Cornice & pelmets					
Cornice/pelmet	240 x 3.5	3663602472124	£24	3663602472230	£24
Plinths					
Plinth	240 x 15 x 1.6	3663602472117	£24	3663602472223	£24
Posts					
Standard corner post	5.9 x 5.9 x 71.5	3663602472131	£22	3663602472247	£22
Tall wall corner post	5.9 x 5.9 x 89.5	3663602472148	£24	3663602472254	£24
Other					
Colour matched iron-on edging	1.9 x 1000	3663602472162	£7	3663602472278	£7

GoodHome 8-unit example: 1 x 60cm larder cabinet shelf pack, 2 x 50cm base cabinet, 1 x 100cm base cabinet, 1 x 60cm oven housing base cabinet, 2 x 50cm wall cabinet, 1 x 100cm wall cabinet. **Also included:** 3 x 50cm premium drawer with soft close, 1 x standard larder/appliance end panel (pack of 2), 4 x cornice/pelmet, 2 x plinth, 3 x standard wall end panel, 1 x replacement right hand multi drawer base end panel, 2 x 60cm 50/50 larder door, 7 x 50cm highline door, 1 x 50cm 3 drawer door, 1 x 60cm appliance door, 6 x gen brushed nickel effect d-handle, 9 x soft close clip-on 110 degree hinge, 1 x 3.8cm kabsa travertine laminate worktop (300cm), 1 x 3.8cm worktop end cap. Excludes appliances, sinks and taps.

*Home delivery only. **Prices for end panels includes two end panels and a back panel (for standard larder / appliance end panel or tall larder / appliance end panel). ***All clad ons are made oversized so that they can be trimmed and scribed to the wall to allow them to fit neatly against any uneven walls for a perfect fit. Glass door and drawerline door images for this range are shown on page 142. **Selected products are available for home delivery only to selected locations.** Restrictions apply. Free delivery on orders over £50. All other products available in selected stores, see diycom. For delivery charges see page 147.




Our Stevia gloss doors will make even the smallest spaces feel a little bit larger – the finish also makes it easy to wipe away any spills or splashes.


- **Post-formed door technology**
The foil is applied on the front surface of the panel and on two parallel vertical sides. The panel is then cut and the two raw parallel sides (top and bottom) are edge-banded. The back of the door is finished in a melamine foil.
- **1.8cm door thickness**
- **Gloss finish.**



Gloss white slab
£1098
(8 unit price)



Gloss cream slab
£1098
(8 unit price)



Gloss anthracite slab
£1098
(8 unit price)

Doors		Gloss white slab		Gloss cream slab		Gloss anthracite slab	
Width (cm)	Height (cm)						
Highline door							
15cm	71.5	3663602647225	£27	3663602647744	£27	3663602648789	£27
25cm	71.5	3663602647232	£28	3663602648796	£28	3663602648796	£28
30cm	71.5	3663602647249	£29	3663602647768	£29	3663602648802	£29
40cm	71.5	3663602647256	£30	3663602647775	£30	3663602648819	£30
50cm	71.5	3663602647270	£31	3663602647799	£31	3663602648833	£31
60cm (can be used as an integrated appliance door)	71.5	3663602647287	£32	3663602647805	£32	3663602648840	£32
Glazed door							
Glass door 30cm	71.5	3663602647423	£54	3663602647942	£54	3663602648987	£54
Glass door 50cm	71.5	3663602647430	£56	3663602647959	£56	3663602648994	£56
Drawerline door							
30cm	1 x 15.6 + 1 x 55.7	3663602647294	£33	3663602647812	£33	3663602648857	£33
40cm	1 x 15.6 + 1 x 55.7	3663602647300	£34	3663602647829	£34	3663602648864	£34
50cm	1 x 15.6 + 1 x 55.7	3663602647317	£35	3663602647836	£35	3663602648871	£35
60cm	1 x 15.6 + 1 x 55.7	3663602647324	£36	3663602647843	£36	3663602648888	£36
Single drawer front (for 2 drawer/bi-fold/bridging door configurations)							
40cm	1 x 35.6	3663602647461*	£18	3663602647980*	£18	3663602649021*	£18
50cm	1 x 35.6	3663602647478*	£19	3663602647997*	£19	3663602649038*	£19
60cm	1 x 35.6	3663602647485	£20	3663602648000	£20	3663602649045	£20
80cm	1 x 35.6	3663602647492*	£22	3663602648017*	£22	3663602649052*	£22
100cm	1 x 35.6	3663602647508*	£24	3663602648024*	£24	3663602649069*	£24
Drawer front packs – 3 drawer and 4 drawer							
3 drawer 50cm	1 x 15.6 + 2 x 27.7	3663602647515	£35	3663602648031	£35	3663602649076	£35
3 drawer 60cm	1 x 15.6 + 2 x 27.7	3663602647522	£36	3663602648048	£36	3663602649083	£36
3 drawer 80cm	1 x 15.6 + 2 x 27.7	3663602647539*	£38	3663602648055*	£38	3663602649090*	£38
4 drawer 40cm	3 x 15.6 + 1 x 24.1	3663602647546*	£38	3663602648062*	£38	3663602649106*	£38
4 drawer 50cm	3 x 15.6 + 1 x 24.1	3663602647553	£39	3663602648079	£39	3663602649113	£39
Larder door							
50/50 larder door 60cm (buy 2)	100.1	3663602647560	£30	3663602648086	£30	3663602649120	£30
70/30 larder door 30cm (combine with highline)	128.7	3663602647577*	£34	3663602648093*	£34	3663602649137*	£34
70/30 larder door 50cm (combine with highline)	128.7	3663602647584*	£36	3663602648109*	£36	3663602649144*	£36
70/30 larder door 60cm (combine with highline)	128.7	3663602647591	£37	3663602648116	£37	3663602649151	£37
Appliance door							
60cm (can be used as a belfast sink door)	45.3	3663602647607	£29	3663602648123	£29	3663602649168	£29
60cm	54.3	3663602647638	£30	3663602648154	£30	3663602649199	£30
60cm	62.6	3663602647614*	£31	3663602648130*	£31	3663602649175*	£31
60cm	68.7	3663602647621	£32	3663602648147	£32	3663602649182	£32
Appliance filler panel							
60cm	5.8	3663602647652	£15	3663602648178	£15	3663602649212	£15
60cm	11.5	3663602647645	£16	3663602648161	£16	3663602649205	£16
Tall wall door							
15cm	89.5	3663602647331*	£31	3663602647850*	£31	3663602648895*	£31
25cm	89.5	3663602647348*	£32	3663602647867*	£32	3663602648901*	£32
30cm	89.5	3663602647355*	£33	3663602647874*	£33	3663602648918*	£33
40cm	89.5	3663602647362*	£34	3663602647881*	£34	3663602648925*	£34
50cm	89.5	3663602647386*	£35	3663602647904*	£35	3663602648949*	£35
60cm	89.5	3663602647393*	£36	3663602647911*	£36	3663602648956*	£36
Tall glazed door							
Glass door 30cm	89.5	3663602647447*	£59	3663602647966*	£59	3663602649007*	£59
Glass door 50cm	89.5	3663602647454*	£61	3663602647973*	£61	3663602649014*	£61
Tall larder door							
50/50 larder door 60cm (combine with 100.1cm)	118.1	3663602647683*	£36	3663602648208*	£36	3663602649243*	£36
70/30 larder door 30cm (combine with highline)	146.7	3663602647713*	£36	3663602648239*	£36	3663602649274*	£36
70/30 larder door 50cm (combine with highline)	146.7	3663602647720*	£38	3663602648246*	£38	3663602649281*	£38
70/30 larder door 60cm (combine with highline)	146.7	3663602647737*	£39	3663602648253*	£39	3663602649298*	£39
Tall appliance door							
60cm	63.3	3663602647690*	£31	3663602648215*	£31	3663602649250*	£31
60cm	72.3	3663602647706*	£33	3663602648222*	£33	3663602649267*	£33
60cm	80.6	3663602647676*	£34	3663602648192*	£34	3663602649236*	£34
60cm	86.7	3663602647669*	£35	3663602648185*	£35	3663602649229*	£35

End panels & accessories		W x H (cm)					
Clad on end panels – 1.8cm thick***							
Wall end panel	36 x 96	3663602640226	£41	3663602640424	£41	3663602640820	£41
Appliance larder end panel	61 x 240	3663602640233	£74	3663602640431	£74	3663602640837	£74
Base end panel	61 x 90	3663602640240	£44	3663602640448	£44	3663602640844	£44
Replacement end panels – 1.8cm thick							
Standard wall end panel	32 x 72	3663602640158	£30	3663602640356	£30	3663602640752	£30
Tall wall end panel	32 x 90	3663602640165*	£34	3663602640363*	£34	3663602640769*	£34
Standard larder/appliance end panel**	57 x 201	3663602640196	£54	3663602640394	£54	3663602640790	£54
Tall larder/appliance end panel**	57 x 219	3663602640202*	£58	3663602640400*	£58	3663602640806*	£58
LH multi drawer/base end panel	57 x 72	3663602553199	£34	3663602553205	£34	3663602553229	£34
RH multi drawer/base end panel	57 x 72	3663602553410	£34	3663602553427	£34	3663602553441	£34
Kitchen panels – 1.8cm thick							
End support /base end	59 x 87	3663602640219	£36	3663602640417	£36	3663602640813	£36
Breakfast bar	200 x 89	3663602640325*	£120	3663602640523*	£120	3663602640929*	£120
Cornice & pelmets							
Cornice/pelmet	240 x 3.5	3663602640264	£22	3663602640462	£22	3663602640868	£22
Plinths							
Plinth	240 x 15 x 1.6	3663602640257	£22	3663602640455	£22	3663602640851	£22
Posts							
Standard corner post	5.9 x 5.9 x 71.5	3663602640271	£20	3663602640479	£20	3663602640875	£20
Tall wall corner post	5.9 x 5.9 x 89.5	3663602640288*	£22	3663602640486*	£22	3663602640882*	£22
Other							
Colour matched iron-on edging	19 x 1000	3663602484974	£7	3663602484981	£7	3663602484998	£7

GoodHome 8-unit example: 1 x 60cm larder cabinet shelf pack, 2 x 50cm base cabinet, 1 x 100cm base cabinet, 1 x 60cm oven housing base cabinet, 2 x 50cm wall cabinet, 1 x 100cm wall cabinet. **Also included:** 3 x 50cm premium drawer with soft close, 1 x standard larder/appliance end panel (pack of 2), 4 x cornice/pelmet, 2 x plinth, 3 x standard wall end panel, 1 x replacement right hand multi drawer base end panel, 2 x 60cm 50/50 larder door, 7 x 50cm highline door, 1 x 50cm 3 drawer door, 1 x 60cm appliance door, 6 x gen brushed nickel effect d-handle, 9 x soft close clip-on 110 degree hinge, 1 x 3.8cm kabsa travertine laminate worktop (300cm), 1 x 3.8cm worktop end cap. Excludes appliances, sinks and taps.

*Home delivery only. **Prices for end panels includes two end panels and a back panel (for standard larder / appliance end panel or tall larder / appliance end panel). ***All clad ons are made oversized so that they can be trimmed and scribed to the wall to allow them to fit neatly against any uneven walls for a perfect fit. Glass door and drawerline door images for this range are shown on page 142. **Selected products are available for home delivery only to selected locations.** Restrictions apply. Free delivery on orders over £50. All other products available in selected stores, see diycom. For delivery charges see page 147.



Chia*

Light oak effect slab

Our Chia wood-effect range is ideal for adding subtle warmth and texture. Designed with an oak-like pattern, it is a contemporary yet welcoming choice for modern kitchens.

- **Post-formed door technology**
The foil is applied on the front surface of the panel and on two parallel vertical sides. The panel is then cut and the two raw parallel sides (top and bottom) are edge-banded. The back of the door is finished in the same material.
- **1.8cm door thickness**
- **Matt wood effect finish.**



Horizontal woodgrain effect slab
£898
(8 unit price)



Light oak effect slab
£898
(8 unit price)



Grey oak effect slab
£898
(8 unit price)

Doors		Horizontal woodgrain effect slab	Light oak effect slab	Grey oak effect slab
Width (cm)	Height (cm)			
Highline door				
15cm	71.5	3663602474456 £17	3663602654643 £17	3663602654858 £17
25cm	71.5	3663602474463 £18	3663602654650 £18	3663602654865 £18
30cm	71.5	3663602474470 £19	3663602654667 £19	3663602654872 £19
40cm	71.5	3663602474487 £20	3663602654674 £20	3663602654889 £20
50cm	71.5	3663602474494 £21	3663602654681 £21	3663602654896 £21
60cm (can be used as an integrated appliance door)	71.5	3663602474500 £22	3663602654698 £22	3663602654902 £22
Glazed door				
30cm	71.5	3663602474616 £44		
50cm	71.5	3663602474623 £46		
Drawerline door				
30cm	1 x 15.6 + 1 x 55.7	3663602474517 £23	3663602654704 £23	3663602654919 £23
40cm	1 x 15.6 + 1 x 55.7	3663602474524 £24	3663602654711 £24	3663602654926 £24
50cm	1 x 15.6 + 1 x 55.7	3663602474531 £25	3663602654728 £25	3663602654933 £25
60cm	1 x 15.6 + 1 x 55.7	3663602474548 £26	3663602654735 £26	3663602654940 £26
Single drawer front (for 2 drawer/bi-fold/bridging door configurations)				
40cm	1 x 35.6	3663602474654 £14		
50cm	1 x 35.6	3663602474661 £15		
60cm	1 x 35.6	3663602474678 £16	3663602654742 £16	3663602654957 £16
80cm	1 x 35.6	3663602474685 £18		
100cm	1 x 35.6	3663602474692 £20		
Drawer front packs – 3 drawer and 4 drawer				
3 drawer 50cm	1 x 15.6 + 2 x 27.7	3663602474708 £26	3663602654759 £26	3663602654964 £26
3 drawer 60cm	1 x 15.6 + 2 x 27.7	3663602474715 £27	3663602654766 £27	3663602654971 £27
3 drawer 80cm	1 x 15.6 + 2 x 27.7	3663602474722 £29	3663602655343 £29	3663602655367 £29
4 drawer 40cm	3 x 15.6 + 1 x 24.1	3663602474739 £29		
4 drawer 50cm	3 x 15.6 + 1 x 24.1	3663602474746 £30		
Larder door				
50/50 larder door 60cm (buy 2)	100.1	3663602474753 £22	3663602654773 £22	3663602654988 £22
70/30 larder door 30cm (combine with highline)	128.7	3663602474760 £24		
70/30 larder door 50cm (combine with highline)	128.7	3663602474777 £26		
70/30 larder door 60cm (combine with highline)	128.7	3663602474784 £27	3663602654780 £27	3663602654995 £27
Appliance door				
60cm (can be used as a Belfast sink door)	45.3	3663602474791 £19	3663602654797 £19	3663602655008 £19
60cm	54.3	3663602474821 £20	3663602654827 £20	3663602655039 £20
60cm	62.6	3663602474807 £21	3663602654803 £21	3663602655015 £21
60cm	68.7	3663602474814 £22	3663602654810 £22	3663602655022 £22
Appliance filler panel				
60cm	5.8	3663602474845 £11	3663602654841 £11	3663602655053 £11
60cm	11.5	3663602474838 £12	3663602654834 £12	3663602655046 £12
Tall wall door				
15cm	89.5	3663602474555 £21		
25cm	89.5	3663602474562 £22		
30cm	89.5	3663602474579 £23		
40cm	89.5	3663602474586 £24		
50cm	89.5	3663602474593 £25		
60cm	89.5	3663602474609 £26		
Tall glazed door				
30cm	89.5	3663602474630 £49		
50cm	89.5	3663602474647 £51		
Tall larder door				
50/50 larder door 60cm (combine with 100.1cm)	118.1	3663602474876 £27		
70/30 larder door 30cm (combine with highline)	146.7	3663602474906 £26		
70/30 larder door 50cm (combine with highline)	146.7	3663602474913 £28		
70/30 larder door 60cm (combine with highline)	146.7	3663602474920 £29		
Tall appliance door				
60cm	63.3	3663602474883 £21		
60cm	72.3	3663602474890 £23		
60cm	80.6	3663602474869 £24		
60cm	86.7	3663602474852 £25		

End panels & accessories		W x H (cm)					
Clad on end panels – 1.8cm thick***							
Wall end panel	36 x 96	3663602472308	£31	3663602638650	£31	3663602638803	£31
Appliance larder end panel	61 x 240	3663602472315	£59	3663602638667	£59	3663602638810	£59
Base end panel	61 x 90	3663602472322	£34	3663602638674	£34	3663602638827	£34
Replacement end panels – 1.8cm thick							
Standard wall end panel	32 x 72	3663602480969	£20	3663602638605	£20	3663602638759	£20
Tall wall end panel	32 x 90	3663602480976	£24				
Standard larder/appliance end panel**	57 x 201	3663602480990	£43	3663602638636	£43	3663602638780	£43
Tall larder/appliance end panel**	57 x 219	3663602481003	£47				
LH multi drawer/base end panel	57 x 72	3663602481010	£22	3663602553113	£22	3663602553120	£22
RH multi drawer/base end panel	57 x 72	3663602481027	£22	3663602553335	£22	3663602553342	£22
Kitchen panels – 1.8cm thick							
End support /base end	59 x 87	3663602472292	£29	3663602638643	£29	3663602638797	£29
Breakfast bar	200 x 89	3663602472391	£100	3663602638742	£100	3663602638896	£100
Cornice & pelmets							
Cornice/pelmet	240 x 3.5	3663602472346	£14	3663602638698	£14	3663602638841	£14
Plinths							
Plinth	240 x 15 x 1.6	3663602472339	£14	3663602638681	£14	3663602638834	£14
Posts							
Standard corner post	5.9 x 5.9 x 71.5	3663602472353	£12	3663602638704	£12	3663602638858	£12
Tall wall corner post	5.9 x 5.9 x 89.5	3663602472360	£14				
Other							
Colour matched iron-on edging	1.9 x 1000	3663602472384	£7	3663602484912	£7	3663602484929	£7

GoodHome 8-unit example: 1 x 60cm larder cabinet shelf pack, 2 x 50cm base cabinet, 1 x 100cm base cabinet, 1 x 60cm oven housing base cabinet, 2 x 50cm wall cabinet, 1 x 100cm wall cabinet. **Also included:** 3 x 50cm premium drawer with soft close, 1 x standard larder/appliance end panel (pack of 2), 4 x cornice/pelmet, 2 x plinth, 3 x standard wall end panel, 1 x replacement right hand multi drawer base end panel, 2 x 60cm 50/50 larder door, 7 x 50cm highline door, 1 x 50cm 3 drawer door, 1 x 60cm appliance door, 6 x gen brushed nickel effect d-handle, 9 x soft close clip-on 110 degree hinge, 1 x 3.8cm kabsa travertine laminate worktop (300cm), 1 x 3.8cm worktop end cap. Excludes appliances, sinks and taps.

*Home delivery only. **Prices for end panels includes two end panels and a back panel (for standard larder / appliance end panel or tall larder / appliance end panel). ***All clad ons are made oversized so that they can be trimmed and scribed to the wall to allow them to fit neatly against any uneven walls for a perfect fit. Glass door and drawerline door images for this range are shown on page 142. **Selected products are available for home delivery only to selected locations.** Restrictions apply. Free delivery on orders over £50. All other products available in selected stores, see diycom. For delivery charges see page 147.



Balsamita

Matt grey slab

Our Balsamita range is perfect for creating a fuss-free, contemporary space. The matt finish of the doors creates a smooth, uniform look in any light.

- Cut and edged door technology
The foil is applied on the front surface of the panel. The panel is then cut and the four edges are edge-banded. The back of the door is finished in the same material.
- 1.6cm door thickness
- Matt finish.



Matt white slab
£848
(8 unit price)



Matt grey slab
£848
(8 unit price)

GoodHome 8-unit example: 1 x 60cm larder cabinet shelf pack, 2 x 50cm base cabinet, 1 x 100cm base cabinet, 1 x 60cm oven housing base cabinet, 2 x 50cm wall cabinet, 1 x 100cm wall cabinet. Balsamita 8 unit price is created using a 60cm 3 drawer unit as the 50cm version is not available in this range.
Also included: 3 x 50cm premium drawer with soft close, 1 x standard larder/appliance end panel (pack of 2), 4 x cornice/pelmet, 2 x plinth, 3 x standard wall end panel, 1 x replacement right hand multi drawer base end panel, 2 x 60cm 50/50 larder door, 7 x 50cm highline door, 1 x 50cm 3 drawer door, 1 x 60cm appliance door, 6 x gen brushed nickel effect d-handle, 9 x soft close clip-on 110 degree hinge, 1 x 3.8cm kabsa travertine laminate worktop (300cm), 1 x 3.8cm worktop end cap. Excludes appliances, sinks and taps.

Doors		Matt white slab		Matt grey slab	
Width (cm)	Height (cm)				
Highline door					
15cm	71.5	3663602655459	£14	3663602655572	£14
25cm	71.5	3663602655466	£15	3663602655589	£15
30cm	71.5	3663602655473	£16	3663602655596	£16
40cm	71.5	3663602655275	£17	3663602655305	£17
50cm	71.5	3663602655480	£18	3663602655602	£18
60cm (can be used as an integrated appliance door)	71.5	3663602655497	£19	3663602655619	£19
Glazed door					
30cm	71.5	5059340099293*	£41	5059340099651*	£41
50cm	71.5	5059340099309*	£43	5059340099668*	£43
Drawerline door					
30cm	1 x 15.6 + 1 x 55.7	5059340099200	£20	5059340099569	£20
40cm	1 x 15.6 + 1 x 55.7	3663602655503	£21	3663602655626	£21
50cm	1 x 15.6 + 1 x 55.7	5059340099217	£22	5059340099576	£22
60cm	1 x 15.6 + 1 x 55.7	5059340099224	£23	5059340099583	£23
Single drawer front (for 2 drawer/bi-fold/bridging door configurations)					
40cm	1 x 35.6	5059340099330*	£13	5059340099699*	£13
50cm	1 x 35.6	5059340099347*	£14	5059340099705*	£14
60cm	1 x 35.6	3663602655510	£15	3663602655633	£15
80cm	1 x 35.6	5059340099354*	£17	5059340099712*	£17
100cm	1 x 35.6	5059340099361*	£19	5059340099729*	£19
Drawer front packs – 3 drawer and 4 drawer					
3 drawer 50cm	1 x 15.6 + 2 x 27.7	5059340099378	£24	5059340099736	£24
3 drawer 60cm	1 x 15.6 + 2 x 27.7	3663602655527	£25	3663602655640	£25
3 drawer 80cm	1 x 15.6 + 2 x 27.7	5059340099385*	£27	5059340099743*	£27
4 drawer 40cm	3 x 15.6 + 1 x 24.1	5059340099392*	£27	5059340099750*	£27
4 drawer 50cm	3 x 15.6 + 1 x 24.1	5059340099408	£28	5059340099767	£28
Larder door					
50/50 larder door 60cm (buy 2)	100.1	3663602655534	£19	3663602655657	£19
70/30 larder door 30cm (combine with highline)	128.7	5059340099415*	£21	5059340099774*	£21
70/30 larder door 50cm (combine with highline)	128.7	5059340099422*	£23	5059340099781*	£23
70/30 larder door 60cm (combine with highline)	128.7	3663602655282	£24	3663602655312	£24
Appliance door					
60cm (can be used as a belfast sink door)	45.3	3663602655299	£16	3663602655329	£16
60cm	54.3	5059340099439	£17	5059340099798	£17
60cm	62.6	3663602528630*	£18	3663602528661*	£18
60cm	68.7	3663602655541	£19	3663602655664	£19
Appliance filler panel					
60cm	5.8	5059340099446	£10	5059340099804	£10
60cm	11.5	3663602528647	£11	3663602528678	£11
Tall wall door					
15cm	89.5	5059340099231	£18	5059340099590	£18
25cm	89.5	5059340099248	£19	5059340099606	£19
30cm	89.5	5059340099255	£20	5059340099613	£20
40cm	89.5	5059340099262	£21	5059340099620	£21
50cm	89.5	5059340099279	£22	5059340099637	£22
60cm	89.5	5059340099286	£23	5059340099644	£23
Tall glazed door					
30cm	89.5	5059340099316	£46	5059340099675	£46
50cm	89.5	5059340099323	£48	5059340099682	£48
Tall larder door					
50/50 larder door 60cm (combine with 100.1cm)	118.1	5059340099477	£24	5059340099835	£24
70/30 larder door 30cm (combine with highline)	146.7	5059340099507	£23	5059340099866	£23
70/30 larder door 50cm (combine with highline)	146.7	5059340099514	£25	5059340099873	£25
70/30 larder door 60cm (combine with highline)	146.7	5059340099521	£26	5059340099880	£26
Tall appliance door					
60cm	63.3	5059340099484	£18	5059340099842	£18
60cm	72.3	5059340099491	£20	5059340099859	£20
60cm	80.6	5059340099460	£21	5059340099828	£21
60cm	86.7	5059340099453	£22	5059340099811	£22

End panels & accessories		W x H (cm)			
Clad on end panels – 1.8cm thick***					
Wall end panel	36 x 96	3663602528241	£28	3663602638506	£28
Appliance larder end panel	61 x 240	3663602528258	£56	3663602638513	£56
Base end panel	61 x 90	3663602528265	£31	3663602638520	£31
Replacement end panels – 1.8cm thick					
Standard wall end panel	32 x72	3663602528197	£16	3663602638452	£16
Tall wall end panel	32 x 90	5059340099538*	£20	5059340099897*	£20
Standard larder/appliance end panel**	57 x 201	3663602528227	£40	3663602638483	£40
Tall larder/appliance end panel**	57 x 219	5059340099545*	£44	5059340099903*	£44
LH multi drawer/base end panel	57 x 72	3663602553311	£17	3663602553106	£17
RH multi drawer/base end panel	57 x 72	3663602436027	£17	3663602553328	£17
Kitchen panels – 1.8cm thick					
End support /base end	59 x 87	3663602528234	£25	3663602638490	£25
Breakfast bar	200 x 89	3663602528340*	£90	3663602638599*	£90
Cornice & pelmets					
Cornice/pelmet	240 x 3.5	3663602528289	£14	3663602638544	£14
Plinths					
Plinth	240 x 15 x 1.6	3663602528272	£14	3663602638537	£14
Posts					
Standard corner post	5.9 x 5.9 x 71.5	3663602528296	£12	3663602638551	£12
Tall wall corner post	5.9 x 5.9 x 89.5	5059340099552*	£14	5059340099910*	£14
Other					
Colour matched iron-on edging	1.9 x 1000	3663602485070	£7	3663602484905	£7

*Home delivery only. **Prices for end panels includes two end panels and a back panel (for standard larder / appliance end panel or tall larder / appliance end panel).
***All clad ons are made oversized so that they can be trimmed and scribed to the wall to allow them to fit neatly against any uneven walls for a perfect fit.
Selected products are available for home delivery only to selected locations.
Restrictions apply. Free delivery on orders over £50. All other products available in selected stores, see diycom. For delivery charges see page 147.



Verbena*

Natural oak shaker

Even if your house isn't traditional, the right kitchen can add character and warmth, like our Verbena range. Made from solid timber that's built to last.

Matt cashmere painted natural ash shaker

- Solid timber door frames with a veneered centre panel
- Door frames are made from Ash whilst the centre panel is made from a veneer on chipboard. The door is then painted to create the colour and allows the natural grain to show through.
- 2cm door thickness
- Painted ash finish.

Natural oak shaker

- Solid timber door frames with a veneered centre panel
- The door frame is made from oak whilst the centre panel is oak veneer on chipboard. The finish is natural oak.
- 2cm door thickness
- Natural oak finish.



Matt cashmere painted natural ash shaker
£1998
(8 unit price)



Natural oak shaker
£1998
(8 unit price)

Doors		Matt cashmere painted natural ash shaker		Natural oak shaker	
Width (cm)	Height (cm)				
Highline door					
15cm	71.5	3663602653462	£78	3663602653981	£78
25cm	71.5	3663602653479	£79	3663602653998	£79
30cm	71.5	3663602653486	£80	3663602654001	£80
40cm	71.5	3663602653493	£81	3663602654018	£81
50cm	71.5	3663602653516	£82	3663602654032	£82
60cm (can be used as an integrated appliance door)	71.5	3663602653523	£83	3663602654049	£83
Glazed door					
30cm	71.5	3663602653660	£105	3663602654186	£105
50cm	71.5	3663602653677	£107	3663602654193	£107
Drawerline door					
30cm	1 x 15.6 + 1 x 55.7	3663602653530	£84	3663602654056	£84
40cm	1 x 15.6 + 1 x 55.7	3663602653547	£85	3663602654063	£85
50cm	1 x 15.6 + 1 x 55.7	3663602653554	£86	3663602654070	£86
60cm	1 x 15.6 + 1 x 55.7	3663602653561	£87	3663602654087	£87
Single drawer front (for 2 drawer/bi-fold/bridging door configurations)					
40cm	1 x 35.6	3663602653707	£50	3663602654223	£50
50cm	1 x 35.6	3663602653714	£51	3663602654230	£51
60cm	1 x 35.6	3663602653721	£52	3663602654247	£52
80cm	1 x 35.6	3663602653738	£54	3663602654254	£54
100cm	1 x 35.6	3663602653745	£56	3663602654261	£56
Drawer front packs – 3 drawer and 4 drawer					
3 drawer 50cm	1 x 15.6 + 2 x 27.7	3663602653752	£87	3663602654278	£87
3 drawer 60cm	1 x 15.6 + 2 x 27.7	3663602653769	£88	3663602654285	£88
3 drawer 80cm	1 x 15.6 + 2 x 27.7	3663602653776	£90	3663602654292	£90
4 drawer 40cm	3 x 15.6 + 1 x 24.1	3663602653783	£90	3663602654308	£90
4 drawer 50cm	3 x 15.6 + 1 x 24.1	3663602653790	£91	3663602654315	£91
Larder door					
50/50 larder door 60cm (buy 2)	100.1	3663602653806	£82	3663602654322	£82
70/30 larder door 30cm (combine with highline)	128.7	3663602653813	£88	3663602654339	£88
70/30 larder door 50cm (combine with highline)	128.7	3663602653820	£90	3663602654346	£90
70/30 larder door 60cm (combine with highline)	128.7	3663602653837	£91	3663602654353	£91
Appliance door					
60cm (can be used as a Belfast sink door)	45.3	3663602653844	£80	3663602654360	£80
60cm	54.3	3663602653875	£81	3663602654391	£81
60cm	62.6	3663602653851	£82	3663602654377	£82
60cm	68.7	3663602653868	£83	3663602654384	£83
Appliance filler panel					
60cm	5.8	3663602653899	£43	3663602654414	£43
60cm	11.5	3663602653882	£44	3663602654407	£44
Tall wall door					
15cm	89.5	3663602653578	£82	3663602654094	£82
25cm	89.5	3663602653585	£83	3663602654100	£83
30cm	89.5	3663602653592	£84	3663602654117	£84
40cm	89.5	3663602653608	£85	3663602654124	£85
50cm	89.5	3663602653622	£86	3663602654148	£86
60cm	89.5	3663602653639	£87	3663602654155	£87
Tall glazed door					
30cm	89.5	3663602653684	£115	3663602654209	£115
50cm	89.5	3663602653691	£117	3663602654216	£117
Tall larder door					
50/50 larder door 60cm (combine with 100.1cm)	118.1	3663602653929	£88	3663602654445	£88
70/30 larder door 30cm (combine with highline)	146.7	3663602653950	£94	3663602654476	£94
70/30 larder door 50cm (combine with highline)	146.7	3663602653967	£96	3663602654483	£96
70/30 larder door 60cm (combine with highline)	146.7	3663602653974	£97	3663602654490	£97
Tall appliance door					
60cm	63.3	3663602653936	£82	3663602654452	£82
60cm	72.3	3663602653943	£84	3663602654469	£84
60cm	80.6	3663602653912	£85	3663602654438	£85
60cm	86.7	3663602653905	£86	3663602654421	£86

End panels & accessories		W x H (cm)			
Clad on end panels – 1.8cm thick***					
Wall end panel	36 x 96	3663602641841	£92	3663602642060	£92
Appliance larder end panel	61 x 240	5059340078205	£127	5059340078212	£127
Base end panel	61 x 90	3663602641865	£95	3663602642084	£95
Replacement end panels – 1.8cm thick					
Standard wall end panel	32 x 72	3663602641773	£80	3663602641995	£80
Tall wall end panel	32 x 90	3663602641780	£84	3663602642008	£84
Standard larder/appliance end panel**	57 x 201	3663602641810	£105	3663602642039	£105
Tall larder/appliance end panel**	57 x 219	3663602641827	£111	3663602642046	£111
LH multi drawer/base end panel	57 x 72	3663602553274	£84	3663602553281	£84
RH multi drawer/base end panel	57 x 72	3663602553496	£84	3663602553502	£84
Kitchen panels – 1.8cm thick					
End support /base end	59 x 87	3663602641834	£87	3663602642053	£87
Breakfast bar	200 x 89	3663602641940	£160	3663602642169	£160
Cornice & pelmets					
Cornice/pelmet	240 x 3.5	3663602641889	£40	3663602642107	£40
Cornice	240 x 7.5	3663602641971	£40	3663602642190	£40
Plinths					
Plinth	240 x 15 x 1.8	3663602641872	£40	3663602642091	£40
Posts					
Standard corner post	5.9 x 5.9 x 71.5	3663602641896	£28	3663602642114	£28
Tall wall corner post	5.9 x 5.9 x 89.5	3663602641902	£30	3663602642121	£30
Other					
Colour matched iron-on edging	1.9 x 1000	3663602485049	£14	3663602485056	£14

GoodHome 8-unit example: 1 x 60cm larder cabinet shelf pack, 2 x 50cm base cabinet, 1 x 100cm base cabinet, 1 x 60cm oven housing base cabinet, 2 x 50cm wall cabinet, 1 x 100cm wall cabinet. **Also included:** 3 x 50cm premium drawer with soft close, 1 x standard larder/appliance end panel (pack of 2), 4 x cornice/pelmet, 2 x plinth, 3 x standard wall end panel, 1 x replacement right hand multi drawer base end panel, 2 x 60cm 50/50 larder door, 7 x 50cm highline door, 1 x 50cm 3 drawer door, 1 x 60cm appliance door, 6 x gen brushed nickel effect d-handle, 9 x soft close clip-on 110 degree hinge, 1 x 3.8cm kabsa travertine laminate worktop (300cm), 1 x 3.8cm worktop end cap. Excludes appliances, sinks and taps.

*Home delivery only. **Prices for end panels includes two end panels and a back panel (for standard larder / appliance end panel or tall larder / appliance end panel). ***All clad ons are made oversized so that they can be trimmed and scribed to the wall to allow them to fit neatly against any uneven walls for a perfect fit. Verbena clad ons are also double sided. One side is smooth and the other side offers tongue and groove effect. Glass door and drawerline door images for this range are shown on page 142. **Selected products are available for home delivery only to selected locations.** Restrictions apply. Free delivery on orders over £50. All other products available in selected stores. see diy.com. For delivery charges see page 147.



Artemisia*

Matt midnight blue classic shaker

Our sophisticated Artemisia range has a modern matt finish, so it'll maintain the same uniformed look from every angle.

Matt white moulded curve door

- Pressed door technology
- White moulded curve door
- 2cm door thickness
- Matt finish
- Covered in a material made from recycled plastic bottles.

Matt white, midnight blue and matt graphite classic shaker doors

- Pressed door technology
- The foil is applied to the surface and on all four sides at the same time by being pressed onto the panel. The back of the door is finished in a melamine foil.
- 1.8cm door thickness
- Matt finish.



Matt white moulded curve
£1498
(8 unit price)



Matt white classic shaker
£1298
(8 unit price)



Midnight blue classic shaker
£1298
(8 unit price)



Matt graphite classic shaker
£1298
(8 unit price)

Doors		Matt white moulded curve		Matt white classic shaker		Matt midnight blue classic shaker		Matt graphite classic shaker	
Width (cm)	Height (cm)								
Highline door									
15cm	71.5	3663602474937	£50	3663602649823	£39	3663602472537	£39	3663602650348	£39
25cm	71.5	3663602474944	£51	3663602649830	£40	3663602472544	£40	3663602650355	£40
30cm	71.5	3663602474951	£52	3663602649847	£41	3663602472551	£41	3663602650362	£41
40cm	71.5	3663602474968	£53	3663602649854	£42	3663602472568	£42	3663602650379	£42
50cm	71.5	3663602474975	£54	3663602649878	£43	3663602472575	£43	3663602650393	£43
60cm (can be used as an integrated appliance door)	71.5	3663602474982	£55	3663602649885	£44	3663602472582	£44	3663602650409	£44
Glazed door									
30cm	71.5	3663602475095	£77	3663602650027	£66	3663602472698	£66	3663602650546	£66
50cm	71.5	3663602475101	£79	3663602650034	£68	3663602472704	£68	3663602650553	£68
Drawerline door									
30cm	1 x 15.6 + 1 x 55.7	3663602474999	£56	3663602649892	£45	3663602472599	£45	3663602650416	£45
40cm	1 x 15.6 + 1 x 55.7	3663602475002	£57	3663602649908	£46	3663602472605	£46	3663602650423	£46
50cm	1 x 15.6 + 1 x 55.7	3663602475019	£58	3663602649915	£47	3663602472612	£47	3663602650430	£47
60cm	1 x 15.6 + 1 x 55.7	3663602475026	£59	3663602649922	£48	3663602472629	£48	3663602650447	£48
Single drawer front (for 2 drawer/bi-fold/bridging door configurations)									
40cm	1 x 35.6	3663602475132	£30	3663602650065	£23	3663602472735	£23	3663602650584	£23
50cm	1 x 35.6	3663602475149	£31	3663602650072	£24	3663602472742	£24	3663602650591	£24
60cm	1 x 35.6	3663602475156	£32	3663602650089	£25	3663602472759	£25	3663602650607	£25
80cm	1 x 35.6	3663602475163	£34	3663602650096	£27	3663602472766	£27	3663602650614	£27
100cm	1 x 35.6	3663602475170	£36	3663602650102	£29	3663602472773	£29	3663602650621	£29
Drawer front packs – 3 drawer and 4 drawer¹									
3 drawer 50cm	1 x 15.6 + 2 x 27.7	3663602475187	£59	3663602650119	£47	3663602472780	£47	3663602650638	£47
3 drawer 60cm	1 x 15.6 + 2 x 27.7	3663602475194	£60	3663602650126	£48	3663602472797	£48	3663602650645	£48
3 drawer 80cm	1 x 15.6 + 2 x 27.7	3663602475200	£62	3663602650133	£50	3663602472803	£50	3663602650652	£50
4 drawer 40cm	3 x 15.6 + 1 x 24.1	3663602475217	£62	3663602650140	£50	3663602472810	£50	3663602650669	£50
4 drawer 50cm	3 x 15.6 + 1 x 24.1	3663602475224	£63	3663602650157	£51	3663602472827	£51	3663602650676	£51
Larder door									
50/50 larder door 60cm (buy 2)	100.1	3663602475231	£55	3663602650164	£44	3663602472834	£44	3663602650683	£44
70/30 larder door 30cm (combine with highline)	128.7	3663602475248	£61	3663602650171	£50	3663602472841	£50	3663602650690	£50
70/30 larder door 50cm (combine with highline)	128.7	3663602475255	£63	3663602650188	£52	3663602472858	£52	3663602650706	£52
70/30 larder door 60cm (combine with highline)	128.7	3663602475262	£64	3663602650195	£53	3663602472865	£53	3663602650713	£53
Appliance door									
60cm can be used as a Belfast sink door)	45.3	3663602475279	£52	3663602650201	£41	3663602472872	£41	3663602650720	£41
60cm	54.3	3663602475309	£53	3663602650232	£42	3663602472902	£42	3663602650751	£42
60cm	62.6	3663602475286	£54	3663602650218	£43	3663602472889	£43	3663602650737	£43
60cm	68.7	3663602475293	£55	3663602650225	£44	3663602472896	£44	3663602650744	£44
Appliance filler panel									
60cm	5.8	3663602475323	£27	3663602650256	£20	3663602472926	£20	3663602650775	£20
60cm	11.5	3663602475316	£28	3663602650249	£21	3663602472919	£21	3663602650768	£21
Tall wall door									
15cm	89.5	3663602475033	£54	3663602649939	£43	3663602472636	£43	3663602650454	£43
25cm	89.5	3663602475040	£55	3663602649946	£44	3663602472643	£44	3663602650461	£44
30cm	89.5	3663602475057	£56	3663602649953	£45	3663602472650	£45	3663602650478	£45
40cm	89.5	3663602475064	£57	3663602649960	£46	3663602472667	£46	3663602650485	£46
50cm	89.5	3663602475071	£58	3663602649984	£47	3663602472674	£47	3663602650508	£47
60cm	89.5	3663602475088	£59	3663602649991	£48	3663602472681	£48	3663602650515	£48
Tall glazed door									
30cm	89.5	3663602475118	£87	3663602650041	£76	3663602472711	£76	3663602650560	£76
50cm	89.5	3663602475125	£89	3663602650058	£78	3663602472728	£78	3663602650577	£78
Tall larder door									
50/50 larder door 60cm (combine with 100.1cm)	118.1	3663602475354	£61	3663602650287	£52	3663602472957	£52	3663602650805	£52
70/30 larder door 30cm (combine with highline)	146.7	3663602475385	£67	3663602650317	£52	3663602472988	£52	3663602650836	£52
70/30 larder door 50cm (combine with highline)	146.7	3663602475392	£69	3663602650324	£54	3663602472995	£54	3663602650843	£54
70/30 larder door 60cm (combine with highline)	146.7	3663602475408	£70	3663602650331	£55	3663602650308	£55	3663602650850	£55
Tall appliance door									
60cm	63.3	3663602475361	£54	3663602650294	£43	3663602472964	£43	3663602650812	£43
60cm	72.3	3663602475378	£56	3663602650300	£45	3663602472971	£45	3663602650829	£45
60cm	80.6	3663602475347	£57	3663602650270	£46	3663602472940	£46	3663602650799	£46
60cm	86.7	3663602475330	£58	3663602650263	£47	3663602472933	£47	3663602650782	£47

End panels & accessories		W x H (cm)							
Clad on end panels – 1.8cm thick***									
Wall end panel	36 x 96	3663602472414	£64	3663602641629	£53	3663602471851	£53	3663602528036	£53
Appliance larder end panel	61 x 240	3663602472421	£99	3663602641636	£86	3663602471868	£86	3663602528043	£86
Base end panel	61 x 90	3663602472438	£67	3663602641643	£56	3663602471875	£56	3663602528050	£56
Replacement end panels – 1.8cm thick									
Standard wall end panel	32 x 72	3663602481034	£54	3663602641551	£42	3663602481102	£42	3663602527961	£42
Tall wall end panel	32 x 90	3663602481041	£58	3663602641568	£46	3663602481119	£46	3663602527978	£46
Standard larder/appliance end panel**	57 x 201	3663602481065	£77	3663602641599	£66	3663602481133	£66	3663602528005	£66
Tall larder/appliance end panel**	57 x 219	3663602481072	£83	3663602641605	£70	3663602481140	£70	3663602528012	£70
LH multi drawer/base end panel	57 x 72	3663602481089	£56	3663602553267	£45	3663602481157	£45	3663602553304	£45
RH multi drawer/base end panel	57 x 72	3663602481096	£56	3663602553489	£45	3663602481164	£45	3663602436010	£45
Kitchen panels – 1.8cm thick									
End support /base end	59 x 87	3663602472407	£59	3663602641612	£48	3663602471844	£48	3663602528029	£48
Breakfast bar	200 x 89	3663602472506	£140	3663602641728	£120	3663602471943	£120	3663602528142	£120
Cornice & pelmets									
Cornice/pelmet	240 x 3.5	3663602472452	£28	3663602641667	£24	3663602471899	£24	3663602528074	£24
Cornice	240 x 7.5	3663602472513	£28	3663602641759	£24	3663602471950	£24	3663602528173	£24
Plinths									
Plinth	240 x 15 x 1.6	3663602472445	£28	3663602641650	£24	3663602471882	£24	3663602528067	£24
Posts									
Standard corner post	5.9 x 5.9 x 71.5	3663602472469	£24	3663602641674	£22	3663602471905	£22	3663602528081	£22
Tall wall corner post	5.9 x 5.9 x 89.5	3663602472476	£26	3663602641681	£24	3663602471912	£24	3663602528098	£24
Other									
Colour matched iron-on edging	19 x 1000	3663602472490	£7	3663602485032	£7	3663602471936	£7	3663602485063	£7

¹For full details of each drawer front type please refer to diycom
^{**}Home delivery only. ^{***}Prices for end panels includes two end panels and a back panel (for standard larder / appliance end panel or tall larder / appliance end panel).
^{***}All clad ons are made oversized so that they can be trimmed and scribed to the wall to allow them to fit neatly against any uneven walls for a perfect fit.
Glass door and drawerline door images for this range are shown on page 142. **Selected products are available for home delivery only to selected locations.**
Restrictions apply. Free delivery on orders over £50. All other products available in selected stores, see diycom. For delivery charges see page 147.



Alpinia*

Matt ivory painted wood effect shaker

Our shaker-style Alpinia range combines neutral tones with a wooden effect, adding texture and creating a sense of space.

- **Wrapped door technology**
Foil is applied to the surface of the panel, on two parallel sides but also on the back of the panel for a totally wrapped finish. The foil is applied on both the front and back of the centre panel.
- **1.8cm door thickness.**



Matt white tongue & groove shaker
£1048
(8 unit price)



Matt ivory painted wood effect shaker
£1048
(8 unit price)



Matt grey painted wood effect shaker
£1048
(8 unit price)



Oak effect shaker
£1048
(8 unit price)

Doors		Matt white tongue & groove shaker	Matt ivory painted wood effect shaker	Matt grey painted wood effect shaker	Oak effect shaker
Width (cm)	Height (cm)				
Highline door					
15cm	71.5	3663602644620 £25	3663602645146* £25	3663602645665* £25	3663602646181* £25
25cm	71.5	3663602644637 £26	3663602645153* £26	3663602645672* £26	3663602646198* £26
30cm	71.5	3663602644644 £27	3663602645160* £27	3663602645689* £27	3663602646204* £27
40cm	71.5	3663602644651 £28	3663602645177* £28	3663602645696* £28	3663602646211* £28
50cm	71.5	3663602644675 £29	3663602645191* £29	3663602645719* £29	3663602646235* £29
60cm (can be used as an integrated appliance door)	71.5	3663602644682 £30	3663602645207* £30	3663602645726* £30	3663602646242* £30
Glazed door					
30cm	71.5	3663602644828 £52	3663602645344* £52	3663602645863* £52	3663602646389* £52
50cm	71.5	3663602644835 £54	3663602645351* £54	3663602645870* £54	3663602646396* £54
Drawerline door					
30cm	1 x 15.6 + 1 x 55.7	3663602644699 £31	3663602645214* £31	3663602645733* £31	3663602646259* £31
40cm	1 x 15.6 + 1 x 55.7	3663602644705 £32	3663602645221* £32	3663602645740* £32	3663602646266* £32
50cm	1 x 15.6 + 1 x 55.7	3663602644712 £33	3663602645238* £33	3663602645757* £33	3663602646273* £33
60cm	1 x 15.6 + 1 x 55.7	3663602644729 £34	3663602645245* £34	3663602645764* £34	3663602646280* £34
Single drawer front (for 2 drawer/bi-fold/bridging door configurations)					
40cm	1 x 35.6	3663602644866* £17	3663602645382* £17	3663602645900* £17	3663602646426* £17
50cm	1 x 35.6	3663602644873* £18	3663602645399* £18	3663602645917* £18	3663602646433* £18
60cm	1 x 35.6	3663602644880 £19	3663602645405* £19	3663602645924* £19	3663602646440* £19
80cm	1 x 35.6	3663602644897* £21	3663602645412* £21	3663602645931* £21	3663602646457* £21
100cm	1 x 35.6	3663602644903* £23	3663602645429* £23	3663602645948* £23	3663602646464* £23
Drawer front packs – 3 drawer and 4 drawer					
3 drawer 50cm	1 x 15.6 + 2 x 27.7	3663602644910 £34	3663602645436* £34	3663602645955* £34	3663602646471* £34
3 drawer 60cm	1 x 15.6 + 2 x 27.7	3663602644927 £35	3663602645443* £35	3663602645962* £35	3663602646488* £35
3 drawer 80cm	1 x 15.6 + 2 x 27.7	3663602644934* £37	3663602645450* £37	3663602645979* £37	3663602646495* £37
4 drawer 40cm	3 x 15.6 + 1 x 24.1	3663602644949* £37	3663602645467* £37	3663602645986* £37	3663602646501* £37
4 drawer 50cm	3 x 15.6 + 1 x 24.1	3663602644958 £38	3663602645474* £38	3663602645993* £38	3663602646518* £38
Larder door					
50/50 larder door 60cm (buy 2)	100.1	3663602644965 £28	3663602645481* £28	3663602646006* £28	3663602646525* £28
70/30 larder door 30cm (combine with highline)	128.7	3663602644972* £31	3663602645498* £31	3663602646013* £31	3663602646532* £31
70/30 larder door 50cm (combine with highline)	128.7	3663602644989* £33	3663602645504* £33	3663602646020* £33	3663602646549* £33
70/30 larder door 60cm (combine with highline)	128.7	3663602644996 £34	3663602645511* £34	3663602646037* £34	3663602646556* £34
Appliance door					
60cm (can be used as a belfast sink door)	45.3	3663602645009 £26	3663602645528* £26	3663602646044* £26	3663602646563* £26
60cm	54.3	3663602645030 £27	3663602645559* £27	3663602646075* £27	3663602646594* £27
60cm	62.6	3663602645016* £28	3663602645535* £28	3663602646051* £28	3663602646570* £28
60cm	68.7	3663602645023 £29	3663602645542* £29	3663602646068* £29	3663602646587* £29
Appliance filler panel					
60cm	5.8	3663602645054 £13	3663602645573* £13	3663602646099* £13	3663602646617* £13
60cm	11.5	3663602645047 £14	3663602645566* £14	3663602646082* £14	3663602646600* £14
Tall wall door					
15cm	89.5	3663602644736* £29	3663602645252* £29	3663602645771* £29	3663602646297* £29
25cm	89.5	3663602644743* £30	3663602645269* £30	3663602645788* £30	3663602646303* £30
30cm	89.5	3663602644750* £31	3663602645276* £31	3663602645795* £31	3663602646310* £31
40cm	89.5	3663602644767* £32	3663602645283* £32	3663602645801* £32	3663602646327* £32
50cm	89.5	3663602644781* £33	3663602645306* £33	3663602645825* £33	3663602646341* £33
60cm	89.5	3663602644798* £34	3663602645313* £34	3663602645832* £34	3663602646358* £34
Tall glazed door					
30cm	89.5	3663602644842* £57	3663602645368* £57	3663602645887* £57	3663602646402* £57
50cm	89.5	3663602644859* £59	3663602645375* £59	3663602645894* £59	3663602646419* £59
Tall larder door					
50/50 larder door 60cm (combine with 100.1cm)	118.1	3663602645085* £33	3663602645603* £33	3663602646129* £33	3663602646648* £33
70/30 larder door 30cm (combine with highline)	146.7	3663602645115* £33	3663602645634* £33	3663602646150* £33	3663602646679* £33
70/30 larder door 50cm (combine with highline)	146.7	3663602645122* £35	3663602645641* £35	3663602646167* £35	3663602646686* £35
70/30 larder door 60cm (combine with highline)	146.7	3663602645139* £36	3663602645658* £36	3663602646174* £36	3663602646693* £36
Tall appliance door					
60cm	63.3	3663602645092* £28	3663602645610* £28	3663602646136* £28	3663602646655* £28
60cm	72.3	3663602645108* £30	3663602645627* £30	3663602646143* £30	3663602646662* £30
60cm	80.6	3663602645078* £31	3663602645597* £31	3663602646112* £31	3663602646631* £31
60cm	86.7	3663602645061* £32	3663602645580* £32	3663602646105* £32	3663602646624* £32
End panels & accessories					
Clad on end panels – 1.8cm thick***					
Wall end panel	36 x 96	3663602639343 £39	3663602639565* £39	3663602639787* £39	3663602640004* £39
Appliance larder end panel	61 x 240	3663602639350 £71	3663602639572* £71	3663602639794* £71	3663602640011* £71
Base end panel	61 x 90	3663602639367 £42	3663602639589* £42	3663602639800* £42	3663602640028* £42
Replacement end panels – 1.8cm thick					
Standard wall end panel	32 x 72	3663602639275 £27	3663602639497* £27	3663602639718* £27	3663602639930* £27
Tall wall end panel	32 x 90	3663602639282* £31	3663602639503* £31	3663602639725* £31	3663602639947* £31
Standard larder/appliance end panel**	57 x 201	3663602639312 £49	3663602639534* £49	3663602639756* £49	3663602639978* £49
Tall larder/appliance end panel**	57 x 219	3663602639329* £53	3663602639541* £53	3663602639763* £53	3663602639985* £53
LH multi drawer/base end panel	57 x 72	3663602553151 £31	3663602553168* £31	3663602553175* £31	3663602553182* £31
RH multi drawer/base end panel	57 x 72	3663602553373 £31	3663602553380* £31	3663602553397* £31	3663602553403* £31
Kitchen panels – 1.8cm thick					
End support /base end	59 x 87	3663602639336 £33	3663602639558* £33	3663602639770* £33	3663602639992* £33
Breakfast bar	200 x 89	3663602639442* £120	3663602639664* £120	3663602639886* £120	3663602640103* £120
Cornice & pelmets					
Cornice/pelmet	240 x 3.5	3663602639381 £20	3663602639602* £20	3663602639824* £20	3663602640042* £20
Cornice	240 x 7.5	3663602639473 £20	3663602639695* £20	3663602639916* £20	3663602640134* £20
Plinths					
Plinth	240 x 15 x 1.6	3663602639374 £20	3663602639596* £20	3663602639817* £20	3663602640035* £20
Posts					
Standard corner post	5.9 x 5.9 x 71.5	3663602639398 £18	3663602639619* £18	3663602639831* £18	3663602640059* £18
Tall wall corner post	5.9 x 5.9 x 89.5	3663602639404* £20	3663602639626* £20	3663602639848* £20	3663602640066* £20
Other					
Colour matched iron-on edging	19 x 1000	3663602484936 £7	3663602484943* £7	3663602484950* £7	3663602484967* £7

GoodHome 8-unit example: 1 x 60cm larder cabinet shelf pack, 2 x 50cm base cabinet, 1 x 100cm base cabinet, 1 x 60cm oven housing base cabinet, 2 x 50cm wall cabinet, 1 x 100cm wall cabinet. **Also included:** 3 x 50cm premium drawer with soft close, 1 x standard larder/appliance end panel (pack of 2), 4 x cornice/pelmet, 2 x plinth, 3 x standard wall end panel, 1 x replacement right hand multi drawer base end panel, 2 x 60cm 50/50 larder door, 7 x 50cm highline door, 1 x 50cm 3 drawer door, 1 x 60cm appliance door, 6 x gen brushed nickel effect d-handle, 9 x soft close clip-on 110 degree hinge, 1 x 3.8cm kabsa travertine laminate worktop (300cm), 1 x 3.8cm worktop end cap. Excludes appliances, sinks and taps.

*Home delivery only. **Prices for end panels includes two end panels and a back panel (for standard larder / appliance end panel or tall larder / appliance end panel). ***All clad ons are made oversized so that they can be trimmed and scribed to the wall to allow them to fit neatly against any uneven walls for a perfect fit. Glass door and drawerline door images for this range are shown on page 142. **Selected products are available for home delivery only to selected locations.** Restrictions apply. Free delivery on orders over £50. All other products available in selected stores, see diycom. For delivery charges see page 147.

Our glass door range

Showcase your best crockery with glass doors.



Alisma
High gloss white doors (see p16), also available in high gloss grey.



Pasilla
Matt white doors (see p18), also available in matt carbon.



Garcinia integrated handle shaker
Only available in matt stone (see p20).



Garcinia
Gloss anthracite doors (see p20), also available in gloss white. Integrated handle version available in white and anthracite.



Stevia
Cream gloss slab doors (see p22), also available in white gloss slab and anthracite gloss slab.



Chia
Horizontal woodgrain effect slab doors (see p24).



Verbena
Matt cashmere painted natural ash doors (see p28), also available in natural oak shaker.



Artemisia classic shaker
Matt graphite doors (see p30), also available in matt white and matt midnight blue.



Artemisia moulded curve
Matt white doors (see p30).



Alpinia
Matt ivory painted wood effect shaker doors (see p32), also available in matt grey painted wood effect.



Alpinia
Matt white tongue and groove (see p32), also available in oak effect.

Winterana

Glass doors

Winterana glass doors can be added to any of our kitchen ranges.

Description	Size (cm) WxH	EAN	£
30cm frosted glass door	30 x 71.5	3663602654506	£54
40cm frosted glass door	40 x 71.5	3663602654513	£55
50cm frosted glass door	50 x 71.5	3663602654520	£56
60cm frosted glass door	60 x 71.5	3663602654537	£57
50cm frosted glass bridging door	50 x 35.7	3663602654544	£44
60cm frosted glass bridging door	60 x 35.7	3663602654551	£45
80cm frosted glass bridging door	80 x 35.7	3663602654568	£47
30cm smoked glass door	30 x 71.5	3663602654575	£54
40cm smoked glass door	40 x 71.5	3663602654582	£55
50cm smoked glass door	50 x 71.5	3663602654599	£56
60cm smoked glass door	60 x 71.5	3663602654605	£57
50cm smoked glass bridging door	50 x 35.7	3663602654612	£44
60cm smoked glass bridging door	60 x 35.7	3663602654629	£45
80cm smoked glass bridging door	80 x 35.7	3663602654636	£47

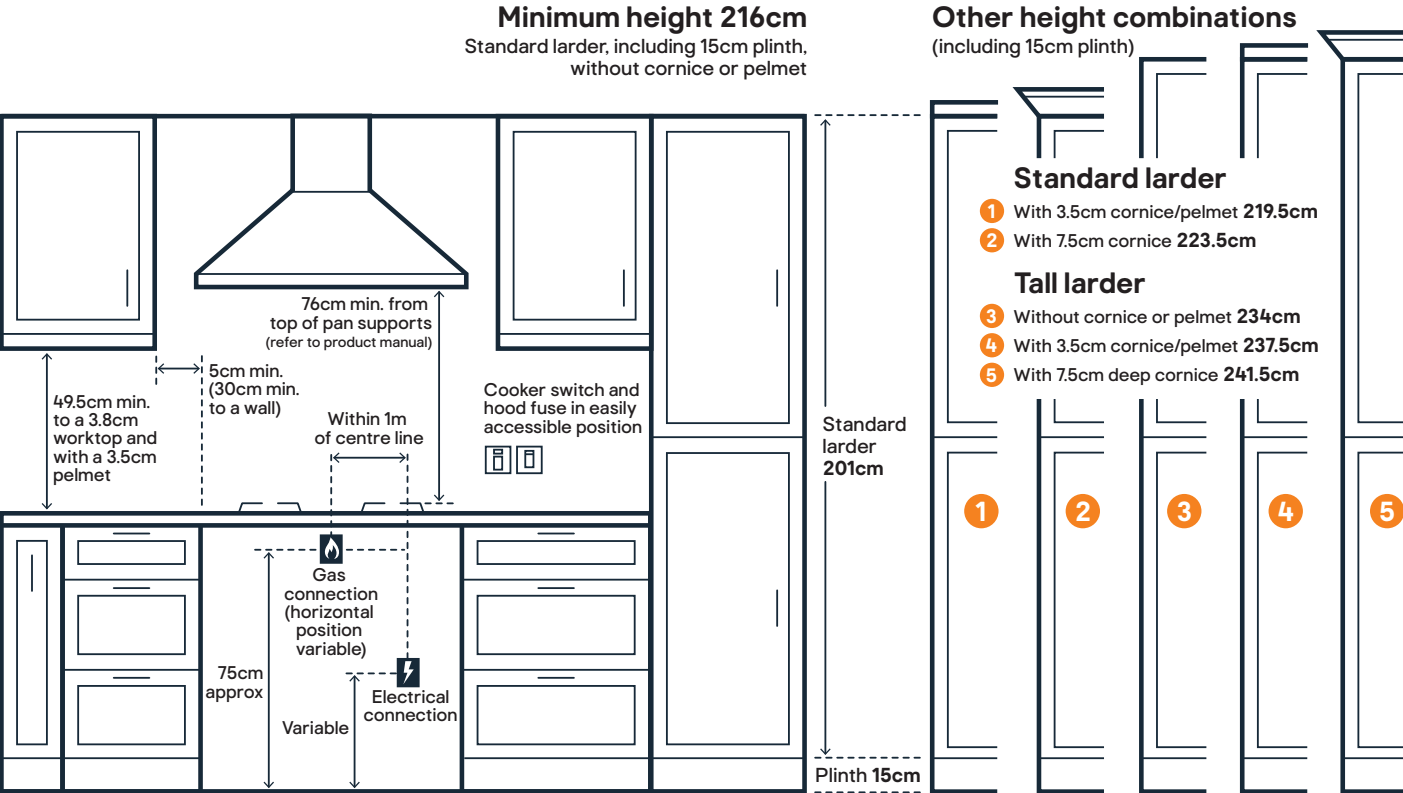


Smoked glass on a black frame or frosted glass on white frame door. If used with a cornice/ pelmet these doors need to be used in conjunction with push to open buffers.

Cabinet combinations to fit every kitchen

There are cabinet options for every space that fit all the essentials. Create the perfect combination to really get the most of your kitchen.

Our larders with cornice/pelmet and pelmet detailing are taller, so check to see if you have the height in your room to fit these.



Gas and electrical regulations

CE marking on a product is a manufacturers declaration that the product complies with the essential requirements of the relevant European health, safety and environmental protection legislation.

Choosing an NICEIC or ELECSA registered contractor is a householder's best way to ensure a safe job. Electricians registered with NICEIC and ELECSA are assessed on a regular basis to ensure high standards and their work is checked against the IET Wiring Regulations as well as other standards.

Any gas work must be carried out by a Gas Safe registered engineer.
















Remember...

- Hobs should have a minimum of 30cm work surface either side. (Ideally 40cm either side of an electric hob and 50cm either side of a gas hob.)
- Ovens shouldn't be located near entrances or where there is through traffic.
- Electrical sockets can't be fitted within 30cm of a sink.
- Ovens should be separated from adjacent walls or end panels by at least 30cm.
- Gas hobs can't be fitted within 30cm of any window and electric hobs within 5cm.

Your kitchen essentials

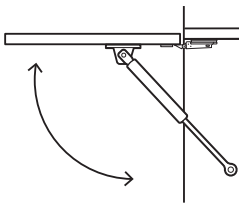
Cabinet accessories

Hinges & door lifts

	EAN	Description/size	Pack size	Colour/finish	Soft close	£
Standard hinges						
	3838682406202	Titus standard slide on 110 degree hinge	Pair	Nickel plated effect	No	£5
	3838682406219	Titus standard slide on 165 degree hinge	Pair	Nickel plated effect	No	£6
	3838682406226	Titus standard slide on 100 degree hinge for integrated hinge for fridge freezer	Pair	Nickel plated effect	No	£8
Soft close add-ons						
	3838682406233	Universal soft close hinge adaptor	Single	Grey	Yes	£1.50
Soft close hinges						
	3663602643784	Kombu soft close clip on 110 degree hinge	Pair	Nickel plated effect	Yes	£7
	3663602643791	Soft close clip on 165 degree hinge	Pair	Nickel plated effect	Yes	£8
Door buffers						
	3663602643104	turun self adhesive door buffer	100	Clear	No	£4
Push to open adaptor						
	3663602643135	turun push to open plunger	Single	Chrome effect	No	£6
Hinge repair kit						
	3663602643142	Replacement hinge repair kit	Single	Galvanised	No	£2
Bridging door lifts (see table for compatibility with bridging doors)						
	3663602643159	Enden bridging door lift A	Single	Silver effect	No	£5
	3663602643166*	Enden bridging door lift B	Single	Silver effect	No	£6
Lift up kit (see table for compatibility with bridging doors)						
	3663602643173	Enden lift up kit A	Pair	Anthracite effect	Yes	£25
	3663602643180*	Enden lift up kit B	Pair	Anthracite effect	Yes	£30
Bi-fold door lift** (see table for compatibility with bi-fold doors)						
	3663602643197	Bi-fold kit A	Pair	Grey	Yes	£80
	3663602643203	Bi-fold kit B	Pair	Grey	Yes	£80

Enden bridging door lifts

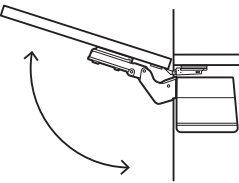
A bridging door lift assists the opening of a bridging door and holds it fully open. Needs standard or soft close hinges.



	Bridging Door size 35.6cm height/hinge required					
Range name	40cm	50cm	60cm	80cm	100cm	
Balsamita	N/A	N/A	2A	N/A	N/A	
Alpinia	A	A	A	2 x A	2 x B	
Stevia	A	2 x A	2 x B	2 x B	2 x B	
Artemisia	A	2 x A	2 x A	2 x B	2 x B	
Garcinia	A	2 x A	2 x A	2 x B	2 x B	
Alisma	A	2 x A	2 x A	2 x B	2 x B	
Verbena	A	A	A	2 x A	2 x B	
Chia	A	2 x A	2 x A	2 x B	2 x B	
Pasilla	A	2 x A	2 x A	2 x B	2 x B	
Winterana	N/A	2 x A	2 x A	2 x B	2 x B	
No. of hinges required	2	2	2	3	3	

Enden lift up kit for bridging doors

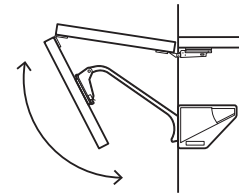
An opening mechanism that'll hold the door in place at a place you can reach. Includes soft close.



	Bridging Door size 35.6cm height/hinge required					
Range name	40cm	50cm	60cm	80cm	100cm	
Balsamita	N/A	N/A	A	N/A	N/A	
Alpinia	A	A	A	A	A	
Stevia	A	A	A	B	B	
Artemisia	A	A	A	B	B	
Garcinia	A	A	A	B	B	
Alisma	A	A	A	A	B	
Verbena	A	A	A	A	A	
Chia	A	A	A	A	B	
Pasilla	A	A	A	B	B	
Winterana	N/A	A	A	B	B	

Bi-fold kit

Lifts two equally split bi-fold doors fully open and comes complete with a hinge kit. It allows doors to stay open in any position before soft closing.



	Bridging-bi fold Door size 35.6cm height					
Range name	2 x 40cm	2 x 50cm	2 x 60cm	2 x 80cm	2 x 100cm	
Balsamita	N/A	N/A	A	N/A	N/A	
Alpinia	A	A	A	A	A	
Stevia	A	A	A	B	B	
Artemisia	A	A	A	B	B	
Garcinia	A	A	A	B	B	
Alisma	A	A	A	B	B	
Verbena	A	A	A	A	A	
Chia	A	A	A	A	B	
Pasilla	A	A	A	B	B	
Winterana	N/A	A	A	B	N/A	

Accessories, legs & extras

Small extras that make a big difference to your cabinets. From legs to shelf supports, these accessories will optimise your kitchen storage.

Cicely cover caps

Cabinet
Pack of 250
White
3663602643272

£4



Hinge hole
Pack of 4
White
3663602528357
Grey
3663602528364

£4



Cicely cabinet connector bolts

Chrome
Pack of 20
3663602643265

£3



Unika cabinet panel & plinth lock

Pack of 6
5023778021546

£9



Caraway 15cm legs and clips

Black
Pack of 2
Contains 2 legs
and 2 clips
3663602439820

£3



Cicely stainless steel effect plinth

L240 x H15 x D1.6cm
Stainless steel effect
3663602643654

£34



Cicely clad on end panel decorative strip – 1.8cm

Brushed steel effect
3663602643678

£6



Cicely plinth connectors

Clear straight connector
3663602643722
Internal / external
corner connector
3663602643715

£2



Cicely 2.4m plinth sealing strip

Brushed steel effect
3663602643685
Clear
3663602643692

£7



Unika mitre glue pen

5023778901374


£10



Cicely kitchen handle drilling guide

Clear
3663602643746

£3



Caraway cabinet shelves

Pack of 2 – contains instructions on how to cut down for all cabinet sizes

Base shelf
W100 x D44.1 x H1.8cm £8
3663602643418


Wall shelf
W100 x D27.7 x H1.8cm £7
3663602643425



Cicely cabinet fittings pack

3663602643302

£3



Cicely 15cm round metal decorative legs

Brushed steel effect
Pack of 4
3663602643524


£11



Unika cover caps

MDF
Pair
5023778909400

£5



Cicely shelf supports

Nickel plated
Pack of 8
3663602643401

£2



Caraway plinth clips

Black
Pack of 4
3663602439844

£3



Cicely wall hanging brackets and supports

White
Pack of 2
3663602643319


£6



Cicely door straps

Silver
Pack of 2
3663602643289

£3



Cicely plinth vent

Silver
3663602643647

£3



Unika clad on panel scribing kit

5023778908793

£9



Cicely 45cm Slimline dishwasher conversion kit

White
3663602484899

£20



Cicely oven filler panel channel

White
3663602643562

£5
















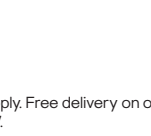
*Home delivery only.

**Bi-fold door lift kit image for illustration purposes only. Kit contents may vary from that shown.

Worktop joints

	EAN	Description/size	Colour/finish	£
	3663602635482	End cap 24mm (Suitable for Algiata post-formed)	Black	£5
	3663602635819	Butt joint connector 24mm (Suitable for Algiata post-formed)	Black	£5
	3663602635857	Corner joint connector 24mm (Suitable for Algiata post-formed)	Black	£5
	3663602635505	End cap 24mm (Suitable for Algiata post-formed)	Brushed	£5
	3663602635833	Butt joint connector 24mm (Suitable for Algiata post-formed)	Brushed	£5
	3663602635871	Corner joint connector 24mm (Suitable for Algiata post-formed)	Brushed	£5
	3663602634621	End cap 28mm (Suitable for 28mm laminate)	Black	£5
	3663602634683	Butt joint connector 28mm (Suitable for 28mm laminate)	Black	£5
	3663602635345	Corner joint connector 28mm (Suitable for 28mm laminate)	Black	£5
	3663602634638	End cap 28mm (Suitable for 28mm laminate)	Brushed	£5
	3663602634690	Butt joint connector 28mm (Suitable for 28mm laminate)	Brushed	£5
	3663602635352	Corner joint connector 28mm (Suitable for 28mm laminate)	Brushed	£5
	3663602634645	End cap 38mm (Suitable for kabsa)	Black	£8
	3663602634706	Butt joint connector 38mm (Suitable for kabsa)	Black	£8
	3663602635369	Corner joint connector 38mm (Suitable for kabsa)	Black	£8
	3663602634652	End cap 38mm (Suitable for kabsa)	Brushed	£8
	3663602634713	Butt joint connector 38mm (Suitable for kabsa)	Brushed	£8
	3663602635376	Corner joint connector 38mm (Suitable for kabsa)	Brushed	£8
	3663602634676	End cap 38mm square (Suitable for kala and berberis)	Brushed	£8
	3663602634669	End cap 38mm square (Suitable for kala and berberis)	Black	£8

Worktop installation

	EAN	Description/size	£
	3604199	Contact adhesive	£6
	5023778900070	Reflective foil sheet	£8
	5023778900087	Reflective foil tape	£8
	3663602634485	Edging trimmer tool	£5
	3663602634560	Worktop connector bolt 3 pack	£3
	3663602634577	Worktop connector bolt 30 pack	£12
	3663602634607	Hot rods 6 pack	£9
	3663602636199	Solid surface under mount sink brackets	£10
	5708055033701	Worktop oil 750ml	£18
	5708055033718	Worktop protector top up gel natural 400ml	£14
	5708055039871	Worktop protector top up gel dark wood 200ml	£14
	5708055033732	Solid timber worktop installation kit	£45
	5708055033695	Solid timber maintenance pre-treatment	£8
	5023778908809	Compact laminate installation kit	£25

Terms and conditions

Available for home delivery

Selected items are available to order for delivery direct to your home. Available for selected locations, restrictions and delivery charges may apply. Free delivery on orders over £50. See diy.com for further details.

Delivery times vary depending on the product. When buying on diy.com we'll tell you the delivery time during the checkout. If ordering in store please ask.

Store delivery service

If you're not able to get your items home from store why not use our store delivery service? This service enables you to have your items delivered to the ground floor of choice in your home. Ask your local store for details on their delivery area. Charges apply.

Ordering and delivery

Delivery charges apply. Delivery charges and availability may vary in Northern Ireland and off-shore stores for some products marked for home delivery. Some items may only be available for collection from store and some items may not be available to purchase online. You will be advised at the time of placing your order.†

Charges refer to the value of goods being delivered and exclude services. Delivery charges are correct at time of going to print and may be subject to change.

Order type†	Delivery charge
Standard	£5 free over £50
Large	£10 free over £250

Standard: For products that are suitable for our parcel and one person delivery service.

Large: For products that are large, heavy or fragile that require extra care or a 2 person delivery.

Ordering and delivery FAQ's

Will all of my home delivered items arrive together?

You can select the same delivery date for several products at the checkout on diy.com. However, items delivered by different partners may arrive separately and at different times.

Do you deliver to my address?

We are currently unable to deliver online orders, to the Republic of Ireland, Jersey, Guernsey, Isles of Scilly, Scottish Islands (including Isle of Skye, Isle of Arran, Isle of Colonsay, Isle of Cumbrae, Isle of Jura, Isle of Coll, Isle of Eigg, Isle of Rhum, Isle of Canna), Orkney Islands, Outer Hebrides and bfpo addresses.

Bulk products will be delivered to the kerbside outside of your address. You'll be advised at the checkout if this is the case, and you'll be responsible for moving these items onto your property.

Can B&Q let me know the time of my delivery?

Some of our delivery partners may contact you in advance by phone or by text message and may let you know either an estimated arrival time or confirm an am/pm delivery slot. If this applies to your order, we'll let you know before you checkout and in your confirmation email.

When will my home delivery order arrive?

For the majority of products on diy.com, we'll either be able to let you know, or let you choose, a delivery date before you checkout. For all other products, we'll let you know that we'll be in touch by phone or text message to arrange a delivery date.

Deliveries may be made between 8am and 6pm.

When can I collect my Click + Collect order?

If you order before 7pm Monday to Friday or 4pm Saturday and Sunday, your Click + Collect order will be available from 1pm the next day in your chosen store.

Please note that we have some stores where your order will take 2 days to be ready and can then be collected after 6pm (this includes stores in Northern Ireland and on the Isle of Man, please see www.diy.com/click-collect for the full list).

Find out more about when your order will be ready for collection on our Click + Collect page on www.diy.com/click-collect.

If you don't collect your order straightaway, we'll hold it in store for you for 7 days. If it's not been collected after 7 days, one of our team will be in contact with you.

Where do I collect my Click + Collect order from?

Your Click + Collect order will be available at the Click + Collect point in your chosen store. Look for the Click + Collect signs in the checkout area.

About our products

All products are subject to availability.

All prices are correct at time of going to press and maybe subject to change. Whilst we try to ensure accurate colour representation, please be aware that the photographic process may sometimes alter colours. Some items in our photographs are included for display purposes and are not necessarily intended to be installed as shown with regard to proximity. Please refer to the instructions supplied with your product before installation. A summary of this price guide is available in Braille, large print or on audio cassette. Please ask at your local store for more details.

Finance

At B&Q we have a number of different finance options to suit your needs which could help you fund your purchase. To see how our finance products could make your dream project more affordable, just visit your local store and ask a member of staff for details or visit diy.com/finances.

Buy now pay later: available when you spend £500+. Payments deferred for the first 12 months, then either settle in full within the payment free period with no interest to pay, or spread the cost over the following 36 months. 8.9% APR representative.

Interest free credit: Spend £500 for 6 months, £1,000 for 1 year; £2,500 for 2 years; £4,500 for 3 years, £6,500 for 4 years and £8,500 for 5 years interest free credit. 10% deposit required. Credit available for Kitchen projects. Credit subject to status. B&Q Limited acts as a credit broker and is authorised and regulated by the Financial Conduct Authority (FRN 712268). Credit provided exclusively by Hitachi Capital (UK) PLC, authorised and regulated by the Financial Conduct Authority.

GoodHome 25 year kitchen guarantee

Guarantee for 25 years from date of purchase.

Covers: GoodHome kitchen cabinets, door and drawer fronts, cabinet panels, cornice, pelmet, plinths, hinges, worktops and drawers.

Excludes: Kitchen appliances, taps, sinks, internal and external kitchen storage, bins, cabinet accessories, handles, under cabinet lighting, cabinet hanging brackets.

See diy.com/customer-support/policies/terms for full guarantee T&Cs.

Returns policy

Please keep your receipt for anything you buy from us. It will ensure we can help you if you need to bring something back.

If you return a product unused, with the original receipt within 45 days of purchase (or delivery where applicable) we will exchange the product or issue a refund based on the original method of payment. For purchases made by debit/credit card, the same card must be used to process the refund. B&Q customer sales forms are an acceptable form of receipt.

Products that have been cut, made to measure or mixed to your requirements cannot be exchanged or refunded.

Your consumer rights are not affected.

If the product you purchase is faulty, or not as described, we may offer an exchange, refund or repair as appropriate, in accordance with your consumer rights.

You can return your items by:

In the first instance, return via Home Delivery or www.diy.com

Contact us on 0333 014 3357.

Lines are open 8am-8pm Monday to Saturday and 10am-4pm Sunday.

Email us at home.delivery@b-and-q.co.uk

Write to us at B&Q Customer Services Centre, North Avenue, Clydebank, West Dunbartonshire, G81 2NT.

Alternatively, return the product to your local B&Q store.

You will need to take the product, your receipt/sales advice and the debit/credit card you used for payment with you.

Contacts

If you would like to leave feedback about your experience in our stores please let us know.

Email us You can contact us using our customer support form.

Call or write to us For questions relating to orders placed for home delivery, please call our dedicated line on 0333 014 3357.

Monday-Saturday 8am-8pm, Sunday 10am-4pm.

For general enquiries call 0333 014 3098.

Monday-Friday 8am-8pm,

Saturday 8am-5pm, Sunday 10am-4pm.

Or write to us at B&Q Customer Services Centre, North Avenue, Clydebank, West Dunbartonshire, G81 2NT.

Registered office B&Q Limited, Chestnut Avenue, Chandlers Ford, Hampshire SO53 3LE

Prices correct as of 10th April 2020. Prices and availability may have changed since the publication of this brochure. Customers are advised to check current prices and availability online at diy.com before purchasing.



*Look for FSC® Certified products



When you have finished with this brochure please recycle it

†† Buy now pay later: available when you spend £500+. Payments deferred for the first 12 months, then either settle in full within the payment free period with no interest to pay, or spread the cost over the following 36 months. Interest free credit: Spend £500 for 6 months, £1,000 for 1 year; £2,500 for 2 years; £4,500 for 3 years; £6,500 for 4 years and £8,500 for 5 years interest free credit. 10% deposit required. Credit available for Kitchen projects. Credit subject to status. B&Q Limited acts as a credit broker and is authorised and regulated by the Financial Conduct Authority (FRN 712268). Credit provided exclusively by Hitachi Capital (UK) PLC, authorised and regulated by the Financial Conduct Authority.