

Kitchens

Product & cabinetry guide 2020



B&Q

diy.com/diy/ireland

Contents

04	Plan your kitchen	114	Plan your storage space
06	Worktops & splashbacks	116	Plan your appliances
16	Handles	118	Base & larder cabinets
21	Storage	120	Wall cabinets
28	Electrical & lighting	122	Drawers
30	Bins	123	Drawers configurations
34	Seating	124	Our kitchen range
36	Sinks	142	Other door styles
48	Taps	143	Gas & electrical regulations
64	Appliances		
112	Flooring & walls		



Let's get **started**

Welcome to everything you need to get your kitchen project in motion. This guide shows you how to decide on a style, choose your appliances and measure your kitchen so you can plan, order and install it.

1

Range

Every kitchen needs worktops and appliances that work hard. Find our full range of products to create a space you're really proud of.

2

Planning

Your kitchen measurements will form the foundations of your design, so we've created a guide to make sure you note down all the important ones.

3

Doors

Whether you've got a tiny galley kitchen or a large space made for entertaining, our collection of cabinet doors and units has a combination for everyone.

4

Essentials

From hinges to cabinet legs, it's the small essentials that make the biggest difference.



Plan your kitchen

The heart of the home, somewhere to cook up a storm, a place for entertaining, good morning greetings and late night conversations. It's safe to say the kitchen is an important room in the house. But, before you think about your new design, knowing the exact shape and size of the area will help determine which cabinets and appliances will make the most of the space.

All our GoodHome kitchens come with a 25-year guarantee.*



Book an appointment

Using our interactive design tool, our team will help you plan your ideal kitchen while keeping your budget in mind.

Book an appointment at
diy.com/roiplanningappointment

Get rewarded with B&Q Club

Register to receive offers by email and we'll send you your first voucher giving you €5 off when you spend €30 or more.



Get rewarded with B&Q Club.
Join today at
diy.com/diy/ireland/club

Shop ■ Scan ■ Save

Measuring your kitchen

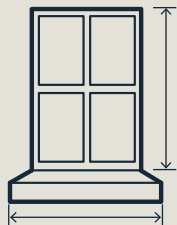
1

Sketch your room layout



2

Indicate and measure openings




3

Measure your doors, walls and windows



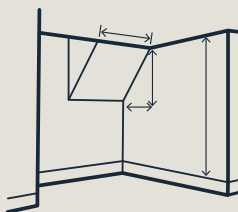
4

Indicate and measure any obstacles



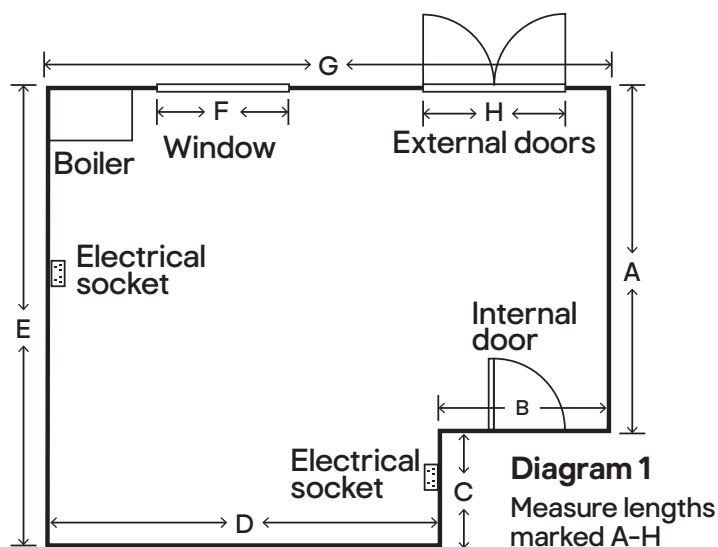
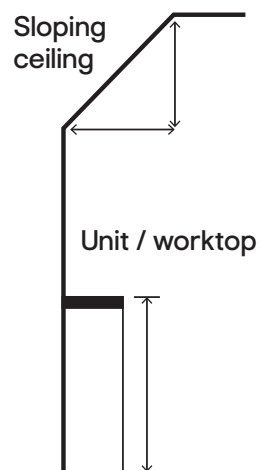
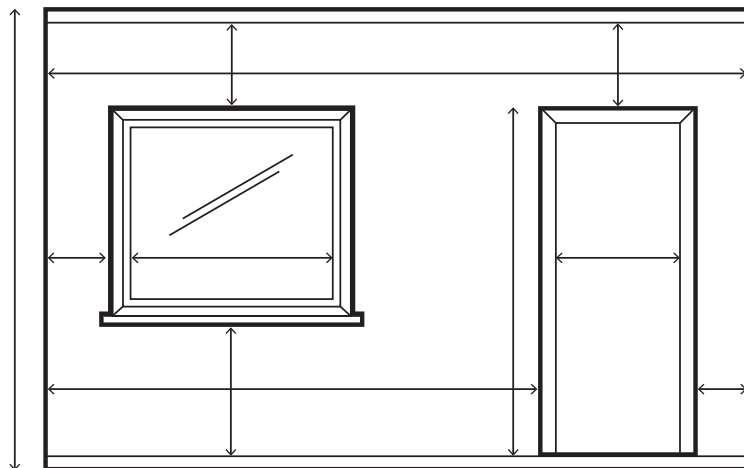
5

Measure ceiling height



Measurements to think about

Here's a guide on some key measurements to take note of when planning your kitchen.



Worktops

Beautifully crafted worktops are the ultimate finishing touch in any kitchen. From laminate to solid wood and granite, we've got options to suit all lifestyles and budgets.



Berberis gloss & glitter



Square edge profile

The 38mm Berberis laminate worktop has a square edge profile. It's available in deep gloss and glitter finishes (with real glitter within the top layer) and has improved scratch-resistant technology.



Mirror gloss white

Gloss worktop
62 x 3.8 x 300cm
3663602634812*

€184

Black star

Glitter worktop
62 x 3.8 x 300cm
3663602634911

€184

Grey glitter gold

Glitter worktop
62 x 3.8 x 300cm
3663602635413

€184

White glitter gold

Glitter worktop
62 x 3.8 x 300cm
3663602635406*

€184

White star

Glitter worktop
62 x 3.8 x 300cm
3663602634997

€184

Laminate breakfast bar D90 x T3.8 x L200cm	3663602635161* €277	3663602635178* €277	3663602635956* €277	3663602635949* €277	3663602635185* €277
Laminate upstand H10 x T1.8 x L300cm	3663602636540* €43	3663602636557 €43	3663602635468 €43	3663602635451* €43	3663602636564 €43
ABS edging 3m D4.2 x T0.1 x L300cm	3663602635703* €16	3663602635710 €16	3663602635741 €16	3663602635734* €16	3663602635727 €16
ColorFill laminate filler Unika 25g	5023778908960* €11	5023778909097 €11	5023778909004 €11	5023778909080* €11	5023778908946 €11



Berberis super matt



Square edge profile

The Berberis super matt laminate has a high resistance to chemicals. It has a low light reflection and soft-touch finish.



White

Super matt worktop
62 x 3.8 x 300cm
3663602635253*

€194

Titan

Super matt worktop
62 x 3.8 x 300cm
3663602635048*

€194

Zinc

Super matt worktop
62 x 3.8 x 300cm
3663602635147*

€194

Black

Super matt worktop
62 x 3.8 x 300cm
3663602635000*

€194


Laminate breakfast bar D90 x T3.8 x L200cm	3663602635222* €303	3663602635208* €303	3663602635215* €303	3663602635192* €303
Laminate upstand H10 x T1.8 x L300cm	3663602636601* €43	3663602636588* €43	3663602636595* €43	3663602636571* €43
ABS edging 3m D4.2 x T0.1 x L300cm	3663602635796* €16	3663602635765* €16	3663602635789* €16	3663602635758* €16
ColorFill laminate filler Unika 25g	5023778908885* €11	5023778909066* €11	5023778909073* €11	5023778909059* €11

Laminate worktops

Our wide range of laminate worktops are hygienic, heat and scratch resistant, and easy to clean and install. It includes both square edged and post-formed (round edge) finishes in three thicknesses.

GoodHome 

Kala



The Kala worktop is a 38mm square edge laminate available in a range of realistic stone and wood-effect finishes.



Carnival

Laminate worktop
62 x 3.8 x 300cm
3663602634331*
€157

Light concrete effect

Laminate worktop
62 x 3.8 x 300cm
3663602634430
€157

Light quartz effect

Laminate worktop
62 x 3.8 x 300cm
3663602634614*
€157

Laminate breakfast bar D90 x T3.8 x L200cm	3663602635116* €210	3663602635123* €210	3663602635130* €210
Laminate upstand H10 x T1.8 x L300cm	3663602636489* €43	3663602636496 €43	3663602636526* €43
ABS edging 3m D4 x T0.1 x L300cm	3663602635635* €12	3663602635666 €12	3663602635680* €12
ColorFill laminate filler Unika 25g	5023778909004* €11	5023778909011 €11	5023778909035* €11



Dark wood effect

Laminate worktop
62 x 3.8 x 300cm
3663602636885*
€157

Light wood effect

Laminate worktop
62 x 3.8 x 300cm
3663602636724*
€157

Oak effect

Laminate worktop
62 x 3.8 x 300cm
3663602636502
€157

White washed

Laminate worktop
62 x 3.8 x 300cm
3663602636618*
€157

Laminate breakfast bar D90 x T3.8 x L200cm	3663602635062* €237	3663602635031* €237	3663602635017* €237	3663602635024* €237
Laminate upstand H10 x T1.8 x L300cm	3663602636434* €43	3663602636410* €43	3663602636397 €43	3663602636403* €43
ABS edging 3m D4.2 x T0.1 x L300cm	3663602635581* €12	3663602635550* €12	3663602635536 €12	3663602635543* €12
ColorFill laminate filler Unika 25g	5023778908953* €11	5023778908939* €11	5023778908908 €11	5023778908922* €11

Upstands

An upstand protects the wall above a worktop.

ABS edging

Designed to protect and add a neat finishing touch, ABS edging is a resistant strip that covers the exposed sides of a worktop.

*Home delivery only.

Selected products are available for home delivery only to selected locations.

Restrictions apply. Free delivery on orders over €75. All other products available in selected stores, see in store. For delivery charges see page 147.

Algiata

Remember

Unika ColorFill

A colour-matched sealant to create smooth joins.



Post-formed profile



Square edge profile

A sleek choice for modern kitchens, the 22mm Algiata laminate worktop has a super slim profile. The enhanced textures and scratch-resistant finish make it a low maintenance option.



Slate effect	White marble effect	Grey stone effect	Cancanta marble effect	Terazzo stone effect	Ultimate grey marble
Thin laminate worktop** 62 x 2.2 x 300cm 3663602634232 €91	Thin laminate worktop** 62 x 2.2 x 300cm 3663602634133* €117	Thin laminate worktop** 62 x 2.2 x 300cm 3663602634034* €117	Thin laminate worktop 62 x 2.2 x 300cm 3663602482611* €117	Thin laminate worktop 62 x 2.2 x 300cm 3663602482567* €117	Thin laminate worktop 62 x 2.2 x 300cm 3663602482666* €117

Laminate breakfast bar D90 x T2.2 x L200cm	3663602635109* €197	3663602635093* €197	3663602635086* €197	3663602482628* €197	3663602482574* €197	3663602482673* €197
Laminate upstand H10 x T1.8 x L300cm	3663602636472 €43	3663602636465* €43	3663602636458* €43	3663602482635* €43	3663602482581* €43	3663602482680* €43
ABS edging 3m D2.4 x T0.05 x L300cm	3663602635628 €12	3663602635611* €12	3663602635604* €12	3663602482659* €12	3663602482604* €12	3663602482703* €12
ColorFill laminate filler Unika 25g	5023778908991 €8	5023778908984* €11	5023778908915* €11	5023778908885* €11	5023778910376* €11	5023778909066* €11

**The curve is 3mm radius top and bottom.

Kabsa



Post-formed profile

The Kabsa laminate worktops have a 38mm post-formed edge and are available in five striking wood and stone-effect finishes. The curve has a 3mm radius at the top and bottom.



Black granite effect	Grey oak effect	Rustic effect	Travertine effect	Wood block effect
Laminate worktop 62 x 3.8 x 300cm 3663602635383 €96	Laminate worktop 62 x 3.8 x 300cm 3663602636243* €96	Laminate worktop 62 x 3.8 x 300cm 3663602636779 €96	Laminate worktop 62 x 3.8 x 300cm 3663602634720* €91	Laminate worktop 62 x 3.8 x 300cm 3663602633952 €96

Laminate breakfast bar D90 x T3.8 x L200cm	3663602635925* €176	3663602636304* €176	3663602635055* €176	3663602635154* €176	3663602635079* €176
Laminate upstand H10 x T1.8 x L300cm	3663602635420 €37	3663602636250* €37	3663602636427 €37	3663602636533* €37	3663602636441 €37
ABS edging 3m D4.2 x T0.05 x L300cm	3663602635642 €12	3663602636274* €12	3663602635574 €12	3663602635697* €12	3663602635598 €12
ColorFill laminate filler Unika 25g	5023778909059 €11	5023778909110* €11	5023778908908 €11	5023778909042* €11	5023778908939 €11

28mm laminate



Post-formed
profile

These 28mm post-formed laminate worktops have a 6mm round edge profile and are available in three versatile finishes. The easy-to-clean surface is resistant to heat, water, moisture, stains, impact and abrasions.



White

Laminate worktop
62 x 2.8 x 240cm
3663602636151

€51

Oak effect

Laminate worktop
62 x 2.8 x 240cm
3663602636168

€60

Dark stone effect

Laminate worktop
62 x 2.8 x 240cm
3663602636175

€60

ABS edging 3m
D4.2 x T0.05 x L240cm

3663602636731
€8

3663602635512
€8

3663602635529
€8

ColorFill laminate filler
Unika 25g

5023778908960
€11

5023778908908
€11

5023778908915
€11



Post-formed
profile

38mm laminate

This 38mm worktop is made from stone-effect laminate that's easy to clean. The surface is resistant to heat, water, moisture, stains, impact and abrasions and has a 3mm round edge profile.

Umbria stone effect

Laminate worktop
62 x 3.8 x 300cm
3663602635390*

€96

Laminate breakfast bar
D90 x T3.8 x L200cm

3663602635932*
€176

Laminate upstand
H10 x T1.8 x L300cm

3663602635444*
€37

ABS edging 3m
D4.2 x T0.05 x L300cm

3663602635659*
€12

ColorFill laminate filler
Unika 25g

5023778909103*
€11



Colours 45a cooker switch and 13a socket with power Indicators

Brushed Steel Effect
5052931188109
Polished Chrome Effect
5052931188321
Black Nickel Effect
5052931187898

€24.60



Top tip...

Keep your worktop looking good as new, by always using a chopping board and never placing hot pots directly onto the surface. Treat solid wood surfaces regularly with oil and re-seal granite worktops once every five years.

Available to order only.

Selected products are available for home delivery only to selected locations.

Restrictions apply. Free delivery on orders over €75. All other products available in selected stores, see in store. For delivery charges see page 147.

Solid wood worktops

Solid wood gives a warm, natural look and feel in your kitchen. Our solid wood worktops come pre-oiled, which means they can be cut or curved and are easy to sand and seal. With the right care and maintenance, these worktops will stay looking great for years to come.

- Made from responsibly sourced wood.

GoodHome

Hinita



Square edge profile

Hinita is a thick 40mm square edge, premium grade solid wood worktop, available in oak or stained oak.

Oak	Stained oak
40mm solid timber worktop 62 x 4 x 300cm 3663602635567*	40mm solid timber worktop 62 x 4 x 300cm 36636026355673*
€396	€396

Solid timber breakfast bar D90 x T4 x L200cm	3663602636120* €476	3663602636137* €476
Upstand H4 x T2 x L300cm	3663602636632 €43	3663602636649* €43
40mm solid timber island D90 x T4 x L180cm	3663602636106* €476	3663602636113* €476



GoodHome hinita solid wood worktop

How to care for your solid wood worktop

1. Prepare

Wearing protective gloves throughout the process, lightly sand the work surface – we recommend 120 grit sandpaper. Vacuum any dust shavings and then mix the cleanser (included in the kit) with water to clean the surface.

2. Treat

When the surface is completely dry, use a clean paintbrush to apply the oil evenly – leave for 30 minutes. Buff the surface with the soft white pad (included in the kit) and wipe off any excess oil with a lint-free cloth. Leave to dry for at least an hour.

3. Finish

Stir the oil and apply another even coat. Sand in wet oil with the 280–400 grit black sanding pad (included in the kit). Wipe off any excess oil with a lint-free cloth.

4. Aftercare

- The surface is ready for light use after 24 hours
- The oil will continue to harden over the next week, so use the surface lightly during this time
- Any spilled liquids should be wiped up immediately to avoid watermarks.

GoodHome

Kava



Square edge profile

These Kava 26/27mm solid wood worktops have an easy to clean surface. Available in beech and oak.

Beech	Oak
27mm solid timber worktop 62 x 2.7 x 300cm 3663602635307	26mm solid timber narrow stave worktop 62 x 2.6 x 300cm 3663602635437
€130	€184

Upstand H4 x T2 x L300cm	3663602636625 €37	3663602636632 €37
------------------------------------	----------------------	----------------------

Worktop kit

Containing worktop oil, intensive wood cleaner, sanding pad and polishing cloths
5708055033732

€60




Solid surface

A solid surface worktop offers the flexibility of choosing an undermount sink.

- Hygienic
- Easy to clean and maintain
- Hard wearing
- Seamless joints.

HI-MACS **MyWorktop®**



Square edge profile

HI-MACS MyWorktop® solid surface worktops have a smart finish that resembles natural stone. They're expertly designed to create a smooth, non-porous and stain-resistant surface. For an even seamless profile, colour-matched adhesive can be applied and polished to make the joins invisible.

Diamond white

HI-MACS
MyWorktop® solid surface worktop
62 x 2 x 220cm
8801000042982*

€570

Chamomile

HI-MACS
MyWorktop® solid surface worktop
62 x 2 x 220cm
8801000042999*

€570

Sand beige

HI-MACS
MyWorktop® solid surface worktop
62 x 2 x 220cm
8801000043002*

€570

Solid surface upstand H4 x T2 x L220cm	8801000043019* €101	8801000043026* €101	8801000043033* €101
Solid surface adhesive 70ml	8801000043040* €33	8801000043057* €33	8801000043064* €33

GoodHome

Nepeta



Square edge profile

These Nepeta worktops are made from pure laminate, so they offer a higher heat and scratch resistance than other designs. Its surface is non-porous, so it's hygienic, water resistant and easy to clean.

- No edging required
- Double-sided finish.



GoodHome nepeta worktop

Ceramic/mineral

12mm compact worktop
62 x 1.2 x 300cm
3663602635772*

€329

Mid/deep wood

12mm compact worktop
62 x 1.2 x 300cm
3663602635987*

€329

White/light stone

12mm compact worktop
62 x 1.2 x 300cm
3663602635901*

€329

12mm compact breakfast bar D90 x T1.2 x L 200cm	3663602636892 €530	3663602636915 €530	3663602636908 €530
12mm compact upstand H10 x T1.2 x L300cm	3663602636656 €60	3663602636670 €60	3663602636663 €60

Worktop legs

Height adjustable:
870-910mm



Chrome

3663602634737

€20



Brushed

3663602634744

€20



White

3663602634751

€20



Black

3663602634768

€20

Selected products are available for home delivery only to selected locations.

Restrictions apply. Free delivery on orders over €75. All other products available in selected stores, see in store. For delivery charges see page 147.

Choose your bespoke

Once your design requirements have been discussed with our in-store team and your kitchen plan has been finalised, you can progress to the next step of ordering your dream bespoke worktop.

Template & installation service

Design & planning

Your kitchen can be planned using our Spaces design tool, which will generate an initial estimated cost. A final price is confirmed once a specialist has visited and measured your kitchen.

Digital template

After your cabinets have been installed, a specialist will take a digital template of the worktop area. Your bespoke solid surface worktop will then be made while fitters complete your kitchen installation.

Installation

Your worktop will be installed approximately seven days (or 14 for a solid surface worktop) after the design of your digital template.

*Home delivery only.

To selected locations. Free delivery on orders over €50. Restrictions apply, see diy.com. For delivery charges see page 147.

Granite >

Natural stone granite worktops are resistant to everyday wear and tear. As a natural material, the colours and patterns of each piece will vary, offering a unique finish.



Dekton >

Dekton is an ultra-compact surface made using raw materials. These high-quality, waterproof worktops are resistant to UV light and stains.



Kelya*

Aura*

Quartz >

A man-made alternative to granite, these quartz worktops have the same consistent colour and pattern.



Silver nube*

Iconic white*

Negro tebas*


Marengo*

worktop colour & type

To order your bespoke worktop, visit your local store and a team member will be happy to help.




Colonial white*




Moak black*




Taj Mahal*




Milar*



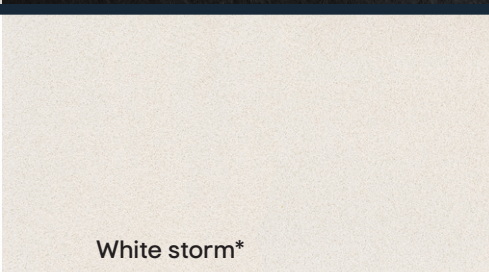
Bergen Gloss*



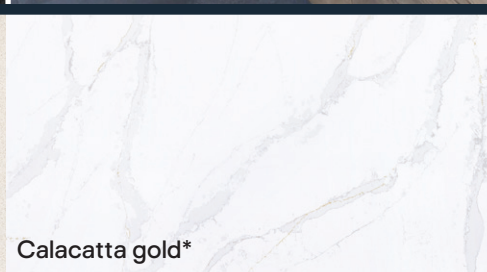
✓ Common household chemicals such as bleach and oven cleaner won't damage the surface.



Sirius*




White storm*




Calacatta gold*




Grey expo*



Cemento spa*



Stellar black*



Stellar white*



Bespoke worktops

Solid surface

These bespoke worktops combine the natural beauty of stone, with the consistency of an engineered work surface.

HI-MACS®
Natural Acrylic Stone®
LG Hausys

Diamond white*

White quartz*

Bellizzi marble*

Ice queen*

To order your bespoke worktop, visit your local store and a team member will be happy to help.

Santa Ana*

Grey*

Nougat*

Chic concrete*

Splashbacks

A splashback is a panel used to protect walls and other surfaces from splashes while cooking.

Nashi glass splashbacks


Standard clear Glass splashback H80 x T0.5 x L60cm 3663602636755* €53	Ivory H80 x T0.5 x L60cm 3663602636830* €91 H80 x T0.5 x L90cm 3663602636854* €116	Red H80 x T0.5 x L60cm 3663602636861* €91 H80 x T0.5 x L90cm 3663602633884* €116	Black H80 x T0.5 x L60cm 3663602636762 €91 H80 x T0.5 x L90cm 3663602636793* €116	White H80 x T0.5 x L60cm 3663602636809 €91 H80 x T0.5 x L90cm 3663602636823* €116	Anthracite H80 x T0.5 x L60cm 3663602633921* €91 H80 x T0.5 x L90cm 3663602633945* €116
---	---	---	--	--	--

Kaseii metal splashbacks

Brushed stainless steel Stainless steel splashback H80 x T1 x L60cm 3663602633969 €53 H80 x T1 x L90cm 3663602633983* €91 H80 x T1 x L100cm 3663602633514* €133 H80 x T1 x L110cm 3663602633521* €146	Gun metal stainless steel Stainless steel splashback H80 x T1 x L60cm 3663602633990* €91 H80 x T1 x 90cm 3663602634010* €125
---	--

Two-sided back panels

Choose your side Not for use behind hobs.



A Vintage tile & grey H60 x T0.3 x L180cm 3663602636359* €80	F Dark concrete effect & carnival H60 x T0.3 x L200cm 3663602636342* €80
B Gloss ivory & red H60 x T0.3 x L200cm 3663602636182* €80	G Subway tile white & gloss white H60 x T0.3 x L200cm 3663602636366* €80
C Geometric & white H60 x T0.3 x L180cm 3663602636311* €80	H Metallic copper & inox H60 x T0.3 x L200cm 3663602636373* €125
D Super matt titan & zinc effect H60 x T0.3 x L200cm 3663602636380* €125	I Subway tile & gloss anthracite H60 x T0.3 x L200cm 3663602636328* €80
E Light & rustic wood effect H60 x T0.3 x L200cm 3663602636335* €80	

*Home delivery only.


Choose your side Not for use behind hobs. View the full range of colours at diy.com/splashbacks.

Selected products are available for home delivery only to selected locations.

Restrictions apply. Free delivery on orders over €75. All other products available in selected stores, see in store. For delivery charges see page 147.

Handles

Whatever your style, we've got a wide range of handles in different finishes and colours to complement your kitchen.



A
Cacao
• Bar handle
• 220mm
• Pack of two
Matt white
3663602475422
Matt graphite
3663602475415
€20

B
Gara
• Square edge D handle
• 136mm
• Pack of two
Brushed stainless steel effect
3663602643968
€11


C
Annatto
• T-bar handle
• 220mm
• Pack of two
More sizes available
Matt black
3663602643883
Matt white
3663602643920
Copper effect
3663602643913
Brushed nickel effect
3663602643845
From
€8

D
Gen
• D handle
• 106 mm
• Pack of two
Brushed nickel effect
3663602643821
€5

For the full range visit
your local store

Your kitchen handles

When it comes to the decorative touches in your kitchen, handles can play a key part in the overall design. Sleek bar handles suit a modern kitchen, while simple knob styles complement most cabinets. For a traditional look, cup handles are the perfect choice.



E Khara

- Bar handle
- Pack of two

188mm embossed brushed nickel effect 3663602643951

188mm brushed nickel effect 3663602643937
284mm brushed nickel effect 3663602643944

From
€12

F Epazote

- Slim D handle
 - 200mm
 - Pack of two
- Brushed nickel effect 3663602475545

€21

G Andali

- Strip handle
 - 397mm
 - Pack of two
- Brushed nickel effect 5059340009292*

€11

More sizes available

H Hikide

- Bar handle
 - 352mm
 - Pack of two
- Polished chrome effect 3663602643982

€19

I Sabaku

- Bow handle
 - 260mm
 - Pack of two
- Brushed nickel effect 3663602644002

€16

J Cilantro


- Bow handle
 - 218mm
 - Pack of two
- Polished chrome effect 3663602475576

€21

*Available to order only.

Selected products are available for home delivery only to selected locations.

Restrictions apply. Free delivery on orders over €75. All other products available in selected stores, see in store. For delivery charges see page 147.



A



B



C



D



E



F

A

Murri

- Square bow handle
- 220mm
- Pack of two
- Pewter effect

3663602644026

€12

B

Pindur

- Knob handle
- 45mm
- Pack of two
- Pewter effect

3663602655435

€7

C

Ajika

- Traditional spiral knob handle
- 45mm
- Pack of two
- Pewter effect

3663602655411

€8

D

Aroma

- Traditional spiral handle
- 150mm
- Pack of two
- Pewter effect

3663602655398

€8

E

Ezov

- Curved bow handle
- 119mm
- Pack of two
- Pewter effect

3663602644019*

€5

F

Toum

- Traditional latch handle
- 115mm
- Pack of two
- Pewter effect

3663602655404*

€11



For the full range visit
your local store

G

Saffron

- Cylinder knob handle
- 12mm
- Pack of two
- Brushed brass effect
3663602475514
- Black brushed nickel effect
3663602475507

€7

H

Garni

- Oval fluted knob handle
- 32mm
- Pack of two
- Polished chrome effect
3663602475491

€11

I

Gomasio

- Oval knob handle
- 26mm
- Pack of two
- Copper effect
3663602475569
- Brushed brass effect
3663602475552

€8

J

Chervil

- Knob handle
- 32mm
- Pack of two
- Brushed nickel effect
3663602655428

€8

K

Nutmeg

- Prism knob handle
- 32mm
- Pack of two
- Brushed brass effect
3663602475477
- Brushed nickel effect
3663602475484

€9

*Available to order only.

Selected products are available for home delivery only to selected locations.

Restrictions apply. Free delivery on orders over €75. All other products available in selected stores, see in store. For delivery charges see page 147.



A

Juniper

- Cup handle
- 96mm
- Pack of two
- Brushed brass effect
3663602475460
- Polished chrome effect
3663602475453

€13

B

Kena

- Cup handle
- 103mm
- Pack of two
- Brushed nickel effect
5059340048765

€8

C

Ruta

- Curved bar handle
- 178mm
- Pack of two
- Oak effect
3663602655442*

€12

D

Dukkah

- Bar handle
- 257mm
- Pack of two
- Embossed brushed brass effect
3663602475439
- Embossed antique brushed brass effect
3663602475446

€24

E

Sumac

- Fluted bar handle
- Pack of two
- Brushed nickel effect
242mm
3663602475538
- 60mm
3663602475521

From
€11

F

Vincotto

- Slim bow handle
- 226mm
- Pack of two
- Brushed nickel effect
3663602644033*

€11

Storage

Our Pebre internal storage is designed to fit into our caraway cabinets. It helps you efficiently store items and access hard-to-reach areas.

Pebre carousel corner

93cm
3663602480259

€104



Access all corners of the cabinet by rotating the shelves

30cm unit: The storage is attached to the door, so comes out when you open it, allowing full access to the baskets. **60cm:** A metal support bar pulls out the storage when you open it.



Pebre pull out larder

30cm 3663602480266 €246
60cm 3663602480273 €356



Pebre pull out unit

15cm 3663602480143 €43
30cm 3663602480150 €76
40cm 3663602480167 €85
More sizes available



Sonchus cabinet liner

60cm 3663602632818 €13
80cm 3663602632825 €15
100cm 3663602632832 €17

Colour-matched to our GoodHome soto drawers on page 23

Selected products are available for home delivery only to selected locations.

Restrictions apply. Free delivery on orders over €75. All other products available in selected stores, see in store. For delivery charges see page 147.

Make the most of your cabinets

Thanks to our space-saving solutions, you can use your cabinets to their full potential and find everything you need.

- Pebre pull-out storage units
- Soto drawers and dividers
- Tasuke under cabinet lighting (see page 29).

Converts more of the cabinet into usable space

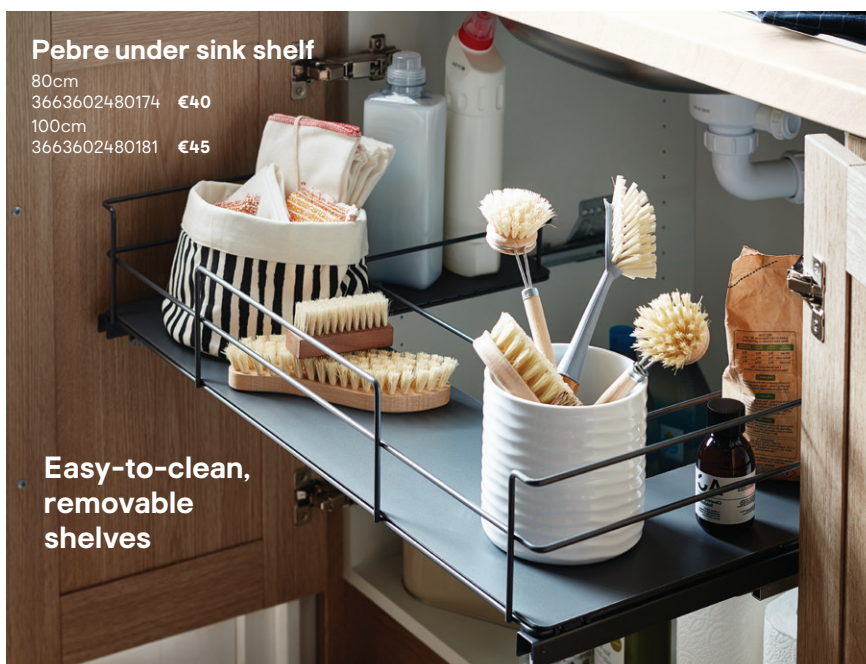


Increase access in hard-to-reach corners with this pull out storage unit





Pebre under sink shelf

80cm 3663602480174	€40
100cm 3663602480181	€45




Soto drawers and storage tower

- ✓ Soft close runners
- ✓ 60cm drawers and smaller have 40kg runners
- ✓ 80cm drawers and larger have 50kg runners.



Keep organised with drawer dividers



Add a fascia to create an internal drawer



Easy to install in our pre-drilled cabinets, ensuring a level fit

- A Internal drawer fascia 60cm 3663602479222 **€15**
- B Drawer dividers 3663602479383 each **€11**
- C Drawer 60cm 3663602479161 **€33**
- D Storage tower is created with a caraway larder unit & Soto drawers

More sizes available.

Budu storage trolley



Kitchen trolley

3663602633280

€64



- ✓ Removable solid bamboo chopping board
- ✓ Handle is perfect for hanging tea towels and any Pecel magnetic accessories
- ✓ Deep plastic storage trays
- ✓ Wheels make it easy to manoeuvre, while brakes add stability.

Selected products are available for home delivery only to selected locations. Restrictions apply. Free delivery on orders over €75. All other products available in selected stores, see in store. For delivery charges see page 147.

Get organised

Datil wall organiser fixed shelf

3663602633075

€13



Datil moveable shelf

40cm

3663602633396

€8

Datil wall organiser

Pack of 6 hooks
3663602633082

€3



Datil wall organiser spice rack

3663602633129

€7



Datil accessories

Our Datil range is a simple collection of accessories to help with everyday storage and food prep. Mix and match the pieces to create the perfect combination to suit your space and cooking style.



Datil door shelf – pan lid holder

3663602633433

€8



Datil wall organiser set

3663602633051

€17

Datil wooden chopping board

3663602633358

€12



Datil wine glass holder

3663602633440

Mug holder also available

€5

Datil wall organiser rail

3663602633068

€4



Datil wall organiser single shelf

3663602633105

€8

Clear your worktops

Our Budu caddies are designed to fit neatly on the Pecel shelves. The Pecel magnetic accessories can also be fixed onto the frame of the Budu trolley.

Pecel magnetic accessories



A	Magnetic knife block	3663602633228	€11
B	Magnetic utensil holder	3663602633310	€5
C	Magnetic foil/film holder	3663602633259	€8
D	Small magnetic shelf	3663602633235	€8
E	Medium magnetic shelf	3663602633242	€11
F	Magnetic roll holder	3663602633266	€8
G	5 hook rail	3663602633273	€7

Back panel:

Medium magnetic panel	H460mm	3663602633204	€9
Small Magnetic panel	H150mm	3663602633198	€5

Budu worktop storage

H	Worktop storage set	3663602633136	€32
I	Worktop storage caddies, (prices from €3, view the full range on diy.com)	3663602633150	€4
J	Worktop shelf	3663602633181	€15





Nitaki modular cutlery trays

Available in bamboo or grey plastic, our Nitaki cutlery trays come in a range of sizes to keep your items organised. Complete with a 5 year guarantee*.



Mix & match
to fit your
drawer size

A	Plastic large cutlery tray	W51.4cm	3663602632931	€21
B	Plastic small cutlery tray	W31.4cm	3663602632924	€15
C	Plastic large rectangular tray	W19.8cm	3663602632917	€7
D	Plastic small tray	W10cm	3663602632900	€5
E	Plastic small square insert	W9cm	3663602632955	€3
F	Plastic small rectangular insert	W18.2cm	3663602632948	€4



A	Bamboo large cutlery tray	W51.4cm	3663602632993	€32
B	Bamboo small cutlery tray	W31.4cm	3663602632986	€23
C	Bamboo large rectangular tray	W19.8cm	3663602632979	€16
D	Bamboo small tray	W10cm	3663602632962	€12
E	Bamboo knife block holder	W8.8cm	3663602633044	€11

Perfect fit

x1 Tray A = 60cm drawer
x1 Tray B = 40cm drawer
x1 Tray C = 30cm drawer

General lighting

Designed to light the whole room, usually from a ceiling light. This can be either a warm or cold light, but is usually the same colour light as task lighting.



A



B

Task lighting

Task lighting is functional, providing focused coverage for everyday tasks like cooking, food preparation and cleaning.



C



D

A

Aphroditus

3 lamp spotlight
Brushed chrome
14 x 19cm
3663602803270

€37

B

Caius

Recessed downlight
Brushed chrome
Pack of three
3663602804529

€27

C

Donny

Connectible cabinet light
Pack of three LED
3663602761846

€20

D

Huetter

Under cabinet light
Pack of three LED
3663602761815

€40



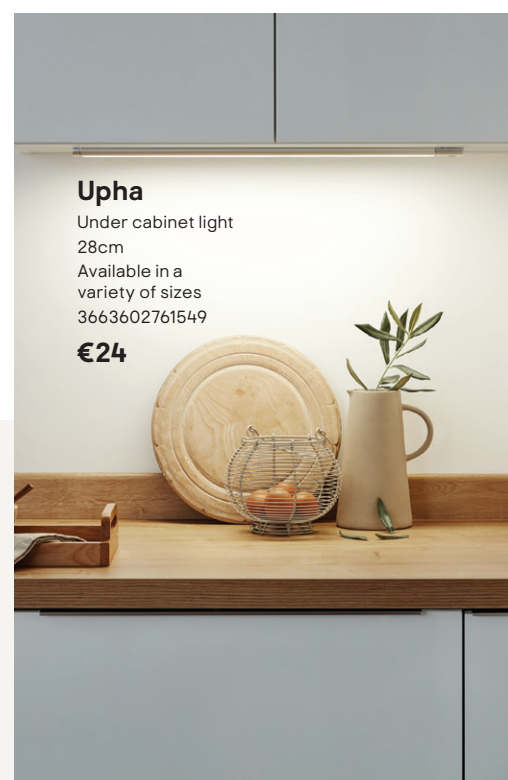
Accent lighting

Decorative lighting highlights the features and details of a room, such as a breakfast bar or dining areas. They can also be used on cabinets or skirting boards.

Dial light bulb

ST64 E27
3663602668909

€10



Upha

Under cabinet light
28cm
Available in a
variety of sizes
3663602761549

€24



GoodHome 

Tasuke under cabinet task lighting


Our Tasuke integrated cabinet lighting replaces the base of our caraway wall cabinets, providing light inside and below the cabinet. The system's wires are completely hidden, and it uses motion controls to turn on, off, and switch between cool task lighting and warm ambient lighting.



Don't forget...

LED driver for up to 3 lights
3663602633761
€13

LED driver for up to 5 lights
3663602633778
€17



E
GoodHome 

Tasuke

Integrated wall cabinet light
30cm
3663602632849 **€35**
40cm
3663602632856 **€40**
50cm
3663602632863 **€45**
60cm
3663602632870 **€51**

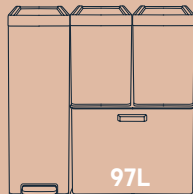
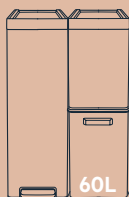
F
Akiak
Matt Black Spotlight
3663602460183
€37

G
Vaughan
Satin White Spotlight
3663602460145
€45


H
Muesis
Chrome effect Spotlight
3663602662006
€49

I
Spotlight
Chrome effect Mains-powered 4 lamp Spotlight
3663602803003
€27

Create the perfect combination for your space



- 1 **Kora** touch-to-open recycling bin 15L
W24cm 3663602633556 €36
- 2 **Kora** large base pull out recycling bin 30L
W48cm 3663602633570 €80
- 3 **Kora** large rectangle stainless steel pedal bin 30L
W24cm 3663602633549 €61
- 4 **Kora** small base pull out recycling bin 15L
W24cm 3663602633563 €56
- 5 **Kora** small rectangle stainless steel pedal bin 15L
W24cm 3663602633532 €36
- 6 **Kora** waste caddy 7L
W24cm 3663602633518 €16
- 7 **Anise** recycling bags (with 2 x inner segments) 36L
Small 3663602633594 €6
Large 3663602633587 €8
Home delivery only



Clip to hold lid in place*



Hides excess bin liner



Fingerprint resistant to keep it smudge free



Extra wide pedal for easy access and use



Details that make the difference

Our Kora waste system range makes recycling easy, convenient and stylish. It's compatible with a number of products that are designed to save you floor space, whilst making waste organisation and segregation truly effortless. Our anise recycling bags make it super simple to sort your recycling and tuck them away when you need to use the space for something else. The Kora door mount bin is also available, see next page.



Pull-out container for easy emptying



Foldable inner segments for easy storage

Removable lid for easy cleaning

Reinforced sides and a lid



Removable pull-out unit and internal container*

*Only for touch and pedal bins.

Bins



A

COOKE
& LEWIS

Tupelo

Round pedal bin 30L
Stainless steel
3663602791843
Anthracite
3663602791850
Cream metal
3663602791874
Red metal
3663602791867
Home delivery only

€32

B

COOKE
& LEWIS

Amphora

Touch bin 40L
Cream
3663602791805
Metal effect
3663602791768

€32

C

COOKE
& LEWIS

Allium

Round touch bin 30L
Black metal
3663602791775
Home delivery only
White metal
3663602791928
Home delivery only

€32

Stainless steel
3663602791782 **€40**

D

COOKE
& LEWIS

Lantana

Metal effect pedal
bin 40L
3663602791836
W24cm

€43

E

GoodHome

Vigote

Anthracite metal &
plastic rectangular
integrated pull-out
kitchen bin
30cm
3663602633495

€72

40cm
3663602633501 **€83**


F

GoodHome

Kora

Door mount bin
3663602633525
W27.5cm

€11



This fingerprint-proof drosera bin has a sensor you simply wave at to open. It has a handle inside for quick and easy waste removal.



G

COOKE
& LEWIS

Drosera

Sensor bin 45L
Stainless steel
3663602791904
W46cm

€77

H

COOKE
& LEWIS

Cleome

Two-part recycling
bin 40L
3663602791898
W45.5cm

€61

I

simplehuman®

Pedal bin

Stainless steel 38L
838810005539
Home delivery only
W40cm

€130

J

simplehuman®

Touch bin

Stainless steel 40L
838810016184
Home delivery only
W40cm

€130

K

simplehuman®

Automatic bin


Stainless steel 40L
838810018386
Home delivery only

€130


Seating

Create a social environment in your kitchen with our stylish range of bar stools.

A



B



C



D



E



A

GoodHome

Korlan oak bar stool

- W47xD39.5xH70cm
- 5059340017365

€53

B

COOKE
& LEWIS

Shira fixed leg bar stool

- W45 x D49 x H82.7cm
- White
- 3663602553090
- Grey
- 3663602497172
- Black
- 3663602497165

€49



C

COOKE
& LEWIS

Daphne bar stool

- W38 x D38 x H66-87cm
- Adjustable height
- Pack of two
- White
- 3663602884842
- Grey
- 3663602884835
- Black
- 3663602884828

€56



D

COOKE
& LEWIS

Regina bar stool

- W52.5 x D48 x H81.4-95.4cm
- Adjustable height
- Pack of two
- Black
- 3663602884859
- Grey
- 3663602884866

€91



E

COOKE
& LEWIS

Lagan bar stool

- W45 x D52.5 x H109cm
- Adjustable height
- Pack of two
- Black
- 3663602884811
- Grey
- 3663602552192
- Ebony
- 5059340017327

€104

Maloux

One of our
favourites

Features

This stylish addition fits perfectly under a breakfast bar.

- H71 x W40 x D40cm
- Fixed height
- Solid oak 20mm thick seat
- Made with responsibly sourced wood.

Maloux bar stool

Black
3663602722977
White
5059340017273

€**27**

How to choose your sink

We've got a range of modern and traditional sinks to suit any kitchen style. When choosing yours, it's good to consider the benefits of different materials and what's best for your space.

What material?

Each material has its own benefits and cost.

- **Stainless steel**
Affordable and practical.
- **Linen stainless steel**
A higher scratch resistance than standard stainless steel.
- **Toughened glass**
Perfect for making a statement.
- **Resin**
A thin, man-made material designed to resemble composite quartz.
- **Composite quartz**
Made using real quartz for a solid and robust profile.
- **Ceramic**
Stylish profile with a silk-like finish. Easy to wipe down without leaving stains.

Looking after your sink:

- Avoid using steel wool or any abrasive chemicals for cleaning.
- Avoid leaving household bleaches or chemicals in prolonged contact with your sink.
- Hard water may cause staining, so dry your sink after use to avoid any marks.
- To remove stubborn stains, use a mild non-scratch formula cleanser and rinse well.



Sink features

Look for these icons to help you choose the right sink, or for more information, head to diy.com/kitchensinks



Heat resistant



Scratch resistant



Extra wide



Extra deep

Kitchen sinks

Stainless steel

Lightweight yet hard wearing, stainless steel sinks are a great all rounder. They're excellent value for money and complement most kitchen décors.



A

Quimby

Dia. 48.5 x D16.3cm
3663602900757

€43



B

Gamow

L48 x W48 x D15.5cm
3663602900764

€45



C

Liebig

Compact
L57 x W45 x D16cm
3663602901105

€53



D

COOKE
& LEWIS

Sagan

Compact
L58 x W50 x D17cm
3663602901112

€61



E

COOKE
& LEWIS

Cajal

Undermount and inset
L43 x W45 x D18.5cm
3663602901150

€125



*Waste kit sold separately

Selected products are available for home delivery only to selected locations.

Restrictions apply. Free delivery on orders over €75. All other products available in selected stores, see in store. For delivery charges see page 147.

Stainless steel



A



B



C



D



E



F

A

Turing

L76 x W43.5 x D15cm
1 bowl
3663602900658 €48



L86 x W50 x D15cm
1.5 bowl
3663602900665 €61



B

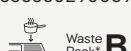
COOKE
& LEWIS

Nakaya

L86 x W50 x D15cm
1 bowl
3663602900689 €80



L100 x W50 x D15cm
1.5 bowl
3663602900696 €93



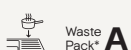
C

COOKE
& LEWIS

Jemison

L90 x W48 x D16.8cm
3663602900979

€93



D

COOKE
& LEWIS

Apollonia

L86 x W50 x D21.3cm
1 bowl
3663602791997

€130



E

COOKE
& LEWIS

Apollonia

L100 x W50 x D21.3cm
1.5 bowl
3663602792000

€157



F

COOKE
& LEWIS

Foucault

Undermount
L59 x W45.6 x D18cm
3663602901327

€192





G



H

Toughened glass sinks

Our toughened glass sinks combine a glass frame with a stainless steel bowl to create a stylish design.



I



J

G

FRANKE

Ascona

L86 x W51 x D17.5cm
1 bowl
7612981761240 **€173**



Waste
Pack*

A

L100 x W51 x D17.5cm
1.5 bowl
7612981761257 **€263**



Waste
Pack*

B

H

**COOKE
& LEWIS**

Cajal

L69.2 x W45 x D18.5cm
3663602901167

€202



Waste
Pack*

B

I

**COOKE
& LEWIS**

Christianna

L86 x W51 x D22.3cm
1 bowl
Black glass
3663602792017

€226



Waste
Pack*

A

J

**COOKE
& LEWIS**

Christianna

L95 x W50 x D21cm
1.5 bowl
Black glass
3663602792024

€253

Linen stainless steel

Linen stainless steel has all the benefits of standard stainless steel, but with a textured microdot or honeycomb surface. Linen stainless steel sinks aren't scratch resistant, but do hide imperfections well.



A



B



C



D



E



F



COOKE
& LEWIS

Lyell

L100 x W50 x D21cm

1.5 bowl

3663602900788

€200

Waste Pack* **B**

A

COOKE
& LEWIS

Hurston

Dia. 45 x D15cm

1 bowl

3663602901129

€45

Waste Pack* **A**

B

Turing

L76 x W50 x D15cm

1 bowl

3663602900955 **€48**

Waste Pack* **A**

L86 x W50 x D15cm

1.5 bowl

3663602900962 **€61**

Waste Pack* **B**

C

COOKE
& LEWIS

Lyell

L100 x W50 x D21

1 bowl

3663602900771

€165

Waste Pack* **A**

D

Nye

L85 x W45 x D15cm

2 bowl

3663602901143

€64

Waste Pack* **B**

E

Bohm

L78 x W43.5 x D15cm

2 bowl

3663602901136

€64

Waste Pack* **B**

F

COOKE
& LEWIS

Nakaya

L86 x W50 x D15cm

1 bowl

3663602900719 **€80**

Waste Pack* **A**

L100 x W50 x D15cm

1.5 bowl

3663602900726 **€93**

Waste Pack* **B**

Resin

These sinks are made from resin, a man-made, lightweight material that has the appearance of composite quartz. It's highly resistant to everyday wear and tear.



G

H



I



J



G

COOKE
& LEWIS

Lavoisier

L98 x W50 x D20.5cm

1 bowl

3663602901006

€157



Waste
Pack* A

H

COOKE
& LEWIS

Ising

L80 x W50 x D21cm

1 bowl

White 3663602900863

Black 3663602900832

Grey 3663602901198

€138



I

COOKE
& LEWIS

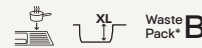
Lavoisier

L105 x W50 x D20cm

1.5 bowl

3663602901013

€176



Waste
Pack* B

J

COOKE
& LEWIS

Ising

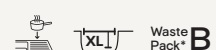
L100 x W50 x D21cm

White 3663602900870

Black 3663602900849

Grey 3663602901204

€157



Waste
Pack* B

Selected products are available for home delivery only to selected locations.

Restrictions apply. Free delivery on orders over €75. All other products available in selected stores, see in store. For delivery charges see page 147.

Composite quartz

Composite quartz sinks are one of the most solid and robust choices available. They're hard-wearing, stylish and resistant to scratches and heat.



A



B



C



D



E



F



A

COOKE & LEWIS

Drexler

Dia. 51 x D19.3cm
3663602901211

€97



Waste Pack* **A**

B

COOKE & LEWIS

Burnell

Compact sink
L58 x W44 x D16.3cm
3663602901044

€168



Waste Pack* **A**

C

COOKE & LEWIS

Hirase

L53 x W50 x D20.4cm
3663602901228

€190



Waste Pack* **A**

D

COOKE & LEWIS

Arber

L86 x W50 x D20.2cm
Black 3663602900894
White 3663602900924

€202



Waste Pack* **A**

E

COOKE & LEWIS

Agnesi

L79 x W50 x D21.3cm
3663602901037

€237



Waste Pack* **A**

F

COOKE & LEWIS

Galvani

L100 x W50 x D20.9cm
Black 3663602901068
White 3663602901242
Grey 3663602901273

€263



Waste Pack* **B**



J

Ceramic

Ceramic sinks are ideal for traditional kitchens – their silk-like finish and handcrafted design create an impressive centrepiece. The natural resilience of the material means these sinks are highly durable.



G



H



I

G

COOKE
& LEWIS

Chadwick

Butler drainer
L46 x W47 x D50cm
3663602901341

€130



H

COOKE
& LEWIS

Chadwick

Single bowl Belfast
L59.5 x W45.5 x D27cm
3663602901334

€250



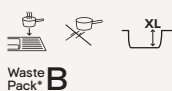
I

COOKE
& LEWIS

Burbank

L101 x W52.5 x D23.5cm
1.5 bowl
3663602901099

€286



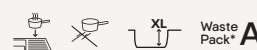
J

COOKE
& LEWIS

Burbank

L101 x W53 x D23.5cm
1 bowl
3663602901082

€259



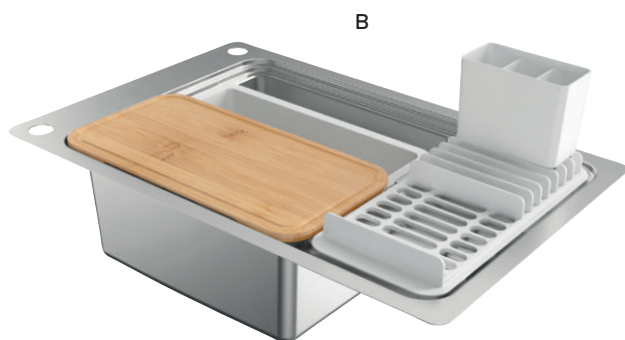
Romesco

- Clever space-saving integrated accessories, creating extra space within the sink bowl
- Extra wide and deep bowl in three designs
- Dual ledge rim allows accessories to slide across the sink, both horizontally and vertically, maximising space
- Accessories included.




A

Stainless steel



B



C

A

Single bowl stainless steel

L56 x W51.1 x D23.6cm
3663602791935

€160



Waste Pack* A

B

Single bowl with drainer stainless steel

L77 x W51.1 x D23.6cm
3663602791942

€186



Waste Pack* B

C

1.5 bowl stainless steel

L84 x W51.1 x D23.6cm
3663602791959

€213




Waste Pack* C

Composite quartz



<p>D</p> <p>Single bowl composite quartz</p> <p>L56 x W51.1 x D23.6cm 3663602791966</p> <p>€213</p> <p></p>	<p>E</p> <p>Single bowl with drainer composite quartz</p> <p>L77 x W51.5 x D23.6cm 3663602791973</p> <p>€239</p> <p></p>	<p>F</p> <p>1.5 bowl composite quartz</p> <p>L84 x W51.1 x D23.6cm 3663602791980</p> <p>€266</p> <p></p>	<p>G</p> <p>Romesco wooden chopping board</p> <p>3663602548331</p> <p>€120</p>	<p>H</p> <p>Romesco plastic accessories</p> <p>White drainer Colander & drying rack 3663602548324</p> <p>€33</p>
--	---	---	---	---

Datil sink accessories



A
Sink colander
3663602633662
€4

B
Washing bowl
3663602633617
€4

C
Sink mat
3663602633624
€3

D
Caddy
3663602633693
€4

E
Sink basket
Wire half bowl **€4**
Wire full bowl **€5**
3663602633648
3663602633631


F
Dish drainer
3663602633709
€8

G
Metal drainer
3663602633716
€11

H
Soap dispenser
Chrome effect
3663602633679
Brushed nickel effect
3663602633686
€8

Waste packs

COOKE
& LEWIS



I
**Replacement
waste basket**
3663602923879
€7

J
Waste topper
5035889074021
€11

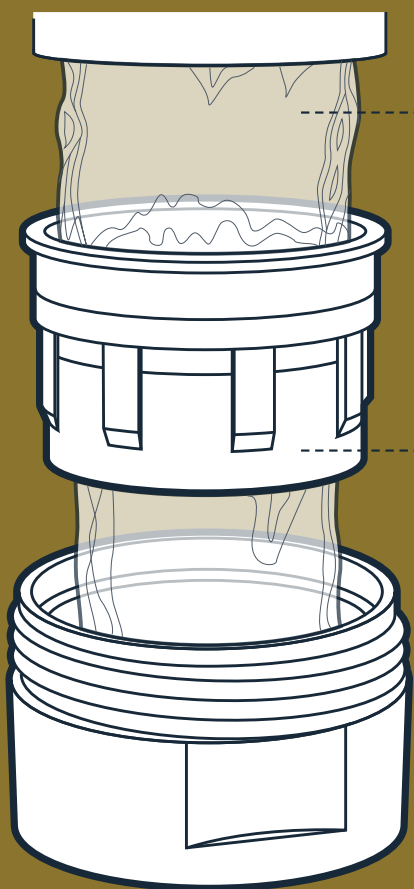
K
**Pack C pop up
waste kit**
Waste upgrade kit
3663602901617
€11

L
**Pack A single
bowl waste kit**
Overflow & plumbing kit
3663602608462
€13

M
**Pack B 1.5/2
bowl waste kit**
Overflow & plumbing kit
3663602608479
€20

How to choose your tap

Neoperl aerators are used in selected taps in our range so you can reduce your water usage without sacrificing the flow pressure.

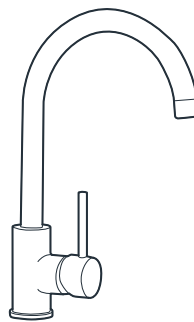


If you have high water pressure, the aerator restricts the flow, helping to save water.

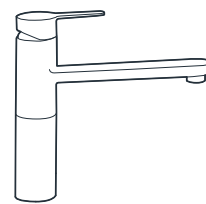
Air passes through these slots, helping to create a foamy stream of water. If you have low pressure, this will create the illusion of a normal water flow.

1 What style of tap are you looking for?

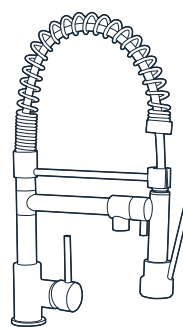
We have U or F-shaped taps available with top or side levers. Spring neck and pull-out options are great if your sink is frequently used for cleaning large pots and pans.



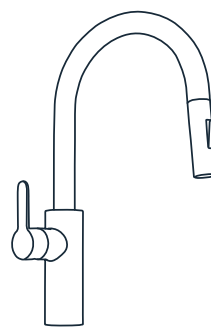
U-shaped



F-shaped



Spring neck



Pull-out

2 Controlling water temperature

Single levers make it easy to control the water flow and temperature, while our twin levers allow you to mix hot and cold water separately.

Guaranteed to last

All Cooke & Lewis and GoodHome taps come with a 10 year guarantee. Franke and Grohe taps have a 5 year manufacturers guarantee.*

*See diy.com/customer-support/policies/terms/ for full guarantee details. This does not affect your legal rights. To find more details about Grohe guarantees see grohe.co.uk/en_gb/our-service/guarantee.

Introducing GoodHome kitchen taps

Designed exclusively by our in-house design team, our GoodHome taps offer high-quality components with water-saving features at an affordable price.



All our GoodHome taps are fitted with a 35mm cartridge which is rigorously tested. It's easy to replace when needed.



Our GoodHome taps come with a fitting tool, making them easier to install.




The rubber spouts* on our taps can be rubbed clean to remove limescale build-up.

*Not applicable on Spring neck taps

GoodHome edulis side lever tap

Stainless Steel Effect
3663602481898


€222



Our GoodHome taps are made from high-quality materials. All major touchpoints are metal.



All taps have been heavily tested and for peace of mind, and come with a 10 year guarantee.



Our GoodHome taps now come with pre-fitted tap tails to make installation a quicker and easier job.



A

Gevuina spring neck tap

Black chrome
3663602481874

€209

B

Kamut side lever tap

Polished chrome effect
3663602481928

€125

C

Edulis side lever tap

stainless steel effect
3663602481898

€222



E



F



D

D

Carya side lever tap

Brushed brass effect
3663602481881

€155

E

Filbert twin lever tap

Polished chrome effect
3663602481867

€156

F

Filbert side lever tap

Polished chrome effect
3663602481829

€142

Side lever taps

Side lever taps are fed by a single lever, positioned at the side. It controls the flow of water and intuitively mixes hot and cold water for the ideal temperature.



A

COOKE[®]
&LEWIS

Katiki

Brushed nickel effect
3663602930006

€70

B

COOKE[®]
&LEWIS

Zanthe

Polished chrome effect
3663602792093

€102

C

COOKE[®]
&LEWIS

Hannoki

Polished chrome effect
3663602930365

€114

D

COOKE[®]
&LEWIS

Sabine

Polished chrome effect
3663602930389

€130



E



F



G



H

How to fit your kitchen tap

Replacing your tap is a quick way to make a difference to your kitchen.



diy.com/fitmykitchentap
Scan the QR code or visit the link for our guide on how to fit your kitchen tap

E



Start loop

Polished chrome effect
4005176645150 **€92**
Supersteel
4005176645174 **€118**

F



Flair

Polished chrome effect
4005176412226
€142

G



Clavey

Polished chrome effect
3663602930037
€165

H



Sail

Polished chrome effect
4005176487903
€173

Top lever taps

Top lever taps are fed by a single lever, positioned at the top of the base. It controls the flow of water and intuitively mixes hot and cold water for the ideal temperature.



A



B



C



D



E

A

Huka

Chrome effect
3663602929857

€45

B

**COOKE™
&LEWIS**

Hebbe

Polished chrome effect
3663602929871
Brushed nickel effect
3663602930327

€51

C

Aruvi

Polished chrome effect
3663602482123

€63

D

**COOKE™
&LEWIS**

Akaka

Polished chrome effect
3663602930167

€91

E

**COOKE™
&LEWIS**

Tolmer

Brushed nickel effect
3663602929918

€93



F



G



H

F

COOKE
& LEWIS

Alysa

Polished chrome effect
3663602792130
Brushed nickel effect
3663602792147

€80



G

GROHE

Swift

Polished chrome effect
4005176472909

€120

H

GROHE

Start 2015

Polished chrome effect
4005176412196

€97

Twin lever taps

Twin lever taps allow you to mix hot and cold water manually. We've got a wide range of styles to suit your kitchen.



A



B



C



D



E



F

A

Savo

Polished chrome effect
3663602930112

€45

B

Wain

Polished chrome effect
3663602930624

€45

C

Edith

Polished chrome effect
3663602930679

€45

D

Keld

Polished chrome effect
3663602930563

€51

E

COOKE
& LEWIS

Torc

Antique brass effect
3663602930655

€56

F

Aubery

Polished chrome effect
3663602930570

€60



G



H



I



J

G

COOKE
& LEWIS

Kidson

Polished chrome effect
3663602930129

€67

H

COOKE
& LEWIS

Treur

Polished chrome effect
3663602930600

€70

I

COOKE
& LEWIS

Estatoah

Polished chrome effect
3663602930594

€71

J

GROHE

**Ambi
cosmopolitan**

Polished chrome effect
4005176412233

€129

Pull-out taps

A practical and functional choice, a pull-out tap allows you greater flexibility when cleaning.



Deck and pillar taps

A deck mixer tap allows you to mix hot and cold water manually. This style is only suited to sinks with two tap holes.



A

COOKE
& LEWIS

Jonha

Polished chrome effect
3663602929963

€56

B

COOKE
& LEWIS

Sissu

Polished chrome effect
3663602930426

€120

C

Linville

Chrome effect
3663602930716

€27

D

COOKE
& LEWIS

Glenariff

Polished chrome effect
3663602930723

€35

E

Gordale deck

Polished chrome effect
3663602930693

€104

F

COOKE
& LEWIS

Sherrard

Polished chrome effect
3663602930709

€104

Spring neck taps

With a similar function to pull-out taps, spring neck styles also make a real statement.



G

COOKE
& LEWIS

Farin

Polished chrome
3663602482130
Brushed nickel
3663602930259
Chrome & black
3663602482154

€130

H

COOKE
& LEWIS

Ithaca

Polished
chrome effect
3663602930662
€156

I

COOKE
& LEWIS

Kloey

Polished chrome
effect & black
3663602792123

€166

J

COOKE
& LEWIS

Flinter

Polished chrome effect
3663602930068
Polished chrome
effect & black
3663602930273

€178

K

COOKE
& LEWIS

Bilbrough

Polished chrome effect
3663602930075
Brushed nickel effect
3663602930082
Polished chrome effect
& black
3663602930099

€209

L

GROHE

Get

Polished chrome effect
4005176472930

€249



Steam

These advanced taps deliver instant, steaming hot water at any time – without taking up the worktop space a kettle usually does.

3 in 1 steam

This 3N1 steaming hot water tap can produce steaming hot filtered water up to 98°C. It's perfect for making hot drinks, cleaning and hob cooking.

Steaming water taps should not to be used with integrated earthstone or solid surface acrylic sinks.

in sinkerator®



**Instant 98°C
hot water
dispenser**

0094922880901

€463



**Instant
98°C hot
and filtered
cold water
dispenser**

0094922880895

€530



**360° spout
swivels for
convenience**

**Model 3300
Instant 98°C
hot and cold
water tap**

0050375017042

€580

3:1
HOT TAP



**Steaming hot and
cold water tap**

Polished chrome effect

0050375018933

Brushed steel effect

0050375018957

€840

COOKETM
& LEWIS

Alysa

One of our
favourites

Cooke & Lewis
alysa

Polished chrome effect

3663602792130

Brushed nickel effect

3663602792147

€ **80**



COOKE[™]
& LEWIS

Flinter

One of our
favourites

**Cooke & Lewis
flinter**

Polished chrome effect
3663602930068

Polished chrome effect & black
3663602930273

€**178**

Bamia

Appliances are often the centrepiece of the kitchen, so we want them to stand out from the crowd whilst being fuss-free and easy to use. Our GoodHome appliances offer a range of intuitive features that make cooking enjoyable, whilst being energy efficient too.

- Intuitive touch control interface makes these appliances easy to use
- LED hood lighting and eco-cooking oven functions help save energy



- ✓ With up to 17 functions on the Pyrolytic oven
- ✓ Twin intuitive touch control screens
- ✓ Pre-sets allow you to remember familiar meals
- ✓ Boost setting to allow for a faster preheat
- ✓ Eco cooking function that turns on and off throughout the cycle to save energy.

Oven types explained

Fan ovens

Also known as a convection oven, these speed up your cooking time by circulating heat, so they get hotter, quicker.

Multifunction ovens

Multifunction ovens feature a variety of different cooking functions, including fan and conventional cooking.

Pyrolytic ovens

Pyrolytic ovens include a self-cleaning function that heats the oven up to a high temperature. Burning off grime and food residues, which you then wipe away when the oven has cooled down.

Slide&Hide® ovens

The ideal choice for space saving kitchens with big ideas. The innovative oven door slides and hides to fit smoothly under the cavity.

Compact oven microwaves

A quicker and convenient way to cook, a compact oven microwave has grill and automatic programmes.

Built-under ovens

These are best suited for a tall appliance cabinet or under a worktop.

Eye-level double ovens

Double ovens provide more cooking capacity and flexibility. They're usually positioned in a tall appliance cabinet at eye-level.

Oven microwaves

A full-sized single oven with built-in microwave. This has presets to save familiar meals and multiple automatic programmes.

Fan ovens



A

COOKE
& LEWIS

Single fan oven

Stainless steel, CLFSB60
3663602842804

€210*



B

BOSCH

Single fan oven

- 3D HotAir even fan cooking
- Easy clean enamel interior

Black, HHF113BA0B Serie 2
4242005048328
Stainless steel, HHF113BR0B Serie 2
4242005048335

€423*



Multifunction ovens



A

COOKE
& LEWIS

Multifunction oven

- Mirrored glass door
 - Catalytic stay clean liners
 - Easy to clean enamel interior
- CLMFMI
3663602842842

€330*

A 70 litres 9 functions

B

beko

Multifunction oven

- Simple steam clean option
- Stainless steel, BQE22300X
8690842133169
Black, BQE24300B
8690842133152

€266*

A 71 litres 6 functions

C

BOSCH

Single oven

- 3D HotAir even fan cooking
 - EcoClean Direct easy clean coating
- Stainless steel
HBS534BS0B Serie 4
4242005057375
Black
HBS534BB0B Serie 4
4242005057368

€510*

71 litres 5 functions A

D

GoodHome

Bamia oven microwave

- Cooks like a full-size oven or at the speed of an 800W microwave
 - Twin intuitive touch control screens
 - Pre-sets for familiar meals
 - Boost setting allows for a faster preheat
 - Eco cooking function
- 60cm
Dark inox
GHOM71
3663602434429

€990*

B 71 litres 12 functions

Energy efficiency

These symbols tell you how energy efficient each appliance is, with 'A+++' being the most efficient and 'D' being the least.



Multifunction and Pyrolytic ovens



E



F

Upgrade to a self-cleaning
pyrolytic oven



G



H

E

COOKER & LEWIS

Multifunction oven

Black, CLMFBLA
3663602429555
Stainless Steel, CLMFSTa
3663602429548

€277*

A 70 litres 9 functions

Pyrolytic oven

- Pyrolytic self-cleaning

Black, CLPYBL
3663602429579
Stainless steel, CLPYST
3663602429586

€380*

A 70 litres 10 functions

F

beko

Multifunction oven

- Easy clean catalytic liners and enamel interior

Black, BQM24301BCS
8690842133206
Stainless steel, BQM22301XC
8690842133237

€333*

A 70 litres 8 functions

Pyrolytic oven

- Pyrolytic self-cleaning

Black, BQM24400BPS
8690842133268
Stainless steel, BQM22400XP
8690842133282

€530*

A 71 litres 12 functions

G

beko

Multifunction oven

- 35 pre-programmed recipes
- easy clean catalytic liners and steam cleaning

Dark stainless steel, BQM29500DXC
8690842195501

€399*

A 70 litres 13 functions

Pyrolytic oven

- 35 pre-programmed recipes
- Pyrolytic self cleaning

Dark stainless steel
BQM29500DXP
8690842195518

€600*

A 71 litres 15 functions

H

GoodHome

Bamia multifunction oven

- 12 favourite cooking pre-sets, timer and boost function for faster pre-heating, eco and plate warming functions

Dark Inox, GHMF71
3663602434399

€660*

A 71 litres 13 functions

Bamia pyrolytic oven

- 12 favourite cooking pre-sets, timer and boost function for faster pre-heating, eco and plate warming functions

Dark inox, GHPY71
3663602434405

€800*

A 71 litres 15 functions

**BOSCH**

Invented for life

Design & Innovation

Create seamless lines in your kitchen with our Serie 4 range by combining a single oven together with one of our compact appliances and warming drawers.

Our Heritage

Here at Bosch, we've been creating home appliances for over 85 years. Each one has been made to perform consistently throughout their entire life cycle, feeling new even years down the line.

Peace of mind

Trust Bosch customer service to help you throughout the lifetime of your appliance. Giving you the level of service you expect from Bosch.

Delicious meals every time

Whatever kind of cook you are, Bosch cooking appliances are designed to be easy-to-use and reliable. They come with features designed to help you deliver delicious meals time after time. Also, the range of appliances allow you to choose the right products to fit the space in your kitchen.

HBS534BS0B / 4242005057375
CMA583MS0B / 4242005036660
BIC510NS0B / 4242005035397

SLIDE&HIDE® OVENS



COOKING PASSION SINCE 1877



A



B



C

Features

CircoTherm®

NEFF's unique hot air system for simultaneous cooking on 3 levels.

VarioSteam®

Steam assistance that keeps food moist on the inside and crisp on the outside.

EcoClean Direct

Energy saving cleaning aid.

Pyrolytic ovens

See page 65 for definition



A



Slide&Hide® single oven

- CircoTherm®
 - Fixed handle with retractable control dials
- B3CCC0AN0B N30
4242004248705

€860*



Pyrolytic Slide&Hide® single oven

- CircoTherm®
 - Fixed handle with retractable control dials
- B6CCG7AN0B N30
4242004248682

€980*



B



Slide&Hide® single oven

- CircoTherm® and EcoClean
 - Fixed handle with retractable control dials
- B3ACE4HN0B N50
4242004225164

€940*



C



Slide&Hide® single oven

- CircoTherm® and EcoClean
 - Touch screen with ShiftControl
- B47CR32N0B N70
4242004181521

€995*



Pyrolytic Slide&Hide® single oven

- CircoTherm®
 - Touch screen with ShiftControl
- B57CR22N0B N70
4242004181897

€1115*



Compact oven microwaves



A



B



C



D



E



F



G

A

COOKE
& LEWIS

Compact oven with microwave

- 13 automatic programmes
- Black, CLCPBL 3663602842927
- Stainless steel, CLCPST 3663602842934

€388*

44 litres 5 functions

B

beko

Compact oven with microwave

- 10 automatic programmes
- Stainless steel, BQW12400X 8690842133305
- Black BQW14400B 8690842133312

€530*

A 40 litres 5 functions

C

beko

Compact oven with microwave

- SimplySteam - simple steam cleaning aid
- 35 pre-programmed recipes
- Dark stainless steel BQW19500DX 8690842195693

€600*

A 40 litres 5 functions

D

BOSCH

Compact oven with microwave

- HotAir - for optimal heat distribution
- 15 automatic programmes
- Black & silver CMA583MS0B Serie 4 4242005036660

€840*

44 litres 5 functions

E

GoodHome

Bamia compact oven microwave

- 12 favourite cooking pre-sets
- Boost function for quicker heating & timer and pause cooking functions
- TFT colour screen and intuitive control with central knob
- Dark inox, GHCOM50 3663602434412

€860*

50 litres 5 functions

F

GoodHome

Compact oven with microwave

- CircoTherm® - unique hot air system for simultaneous baking and roasting on up to 3 levels
- 5 automatic programmes
- Black & silver C1AMG83N0B N50 4242004222736

€920*

44 litres 5 functions

G

GoodHome

Compact oven with microwave

- CircoTherm®
- 6 automatic programmes
- Stainless steel C17MR02N0B N70 4242004182177

€1250*

45 litres 5 functions

Built under double ovens



Eye-level double ovens



I
beko

Built under double oven

- SimplySteam - steam cleaning aid
- Black, BTQF24300B
8690842133336
Stainless steel,
BTQF22300X
8690842133398

€489*

A	38 litres	4 functions
A	48 litres	3 functions

J
BOSCH

Built under double oven

- 3D HotAir even fan cooking
 - Rotary dial control
 - EcoClean direct back panel (main oven)
- Stainless steel
NBS113BR0B Serie 2
4242005034604

€930*

B	34 litres	3 functions
B	47 litres	5 functions

K
BOSCH

Built under double oven

- 3D HotAir even fan cooking
 - EcoClean Direct easy clean coating
 - Retractable control dial
- Stainless steel,
NBS533BS0B Serie 4
4242005034628
Black,
NBS533BB0B Serie 4
4242005034611

€1168*

B	34 litres	3 functions
B	47 litres	5 functions

L
beko

Eye-level double oven

- SimplySteam - simple steam cleaning aid
- Stainless steel
BDQF22300X
8690842133329
Black
BDQF24300B
8690842133374

€530*

A	38 litres	4 functions
A	75 litres	3 functions

M
BOSCH

Eye-level double oven

- 3D HotAir even fan cooking
 - EcoClean Direct back panel in main lower oven
 - Rotary dial control
- Stainless steel
MHA133BR0B Serie 2
4242005212606

€800*

B	34 litres	4 functions
B	71 litres	3 functions

N
BOSCH


Eye-level double oven

- 3D HotAir even fan cooking
 - EcoClean Direct easy clean coating
 - Retractable control dial
- Black
MBS533BB0B Serie 4
4242005034529
Stainless steel
MBS533BS0B Serie 4
4242005034536

€1020*

A	34 litres	3 functions
A	71 litres	5 functions

Microwaves



A



B



C



D



E



F



G



H

A

COOKE
& LEWIS

Built in microwave

- 6 power levels, 800W
- 6 automatic programmes

Stainless steel
BIMW20LUK
3663602632450

€144

20
litres

B

COOKE
& LEWIS

Built in microwave

- 8 power levels, 900W
- 8 automatic programmes

Stainless steel
CLBIMW25LUK
3663602632467

€210

25
litres

C

beko

Built in microwave

- 5 power levels, 700W
- 8 automatic programmes
- Can be wall mounted

Stainless steel
MOB17131X
5023790038546

€317

17
litres

D

COOKE
& LEWIS

Built in microwave

- 10 power levels, 1000W
- 10 automatic programmes
- Large capacity perfect for large plates and ready meals

Black
CLBIMW34LUK 3663602632481

€330

34
litres

E

beko

Freestanding microwave

- 8 power levels, 900W
- 8 automatic programmes

Stainless steel
MQB25332BG
8690842195716

€362

25
litres

F

GoodHome

Bamia built in microwave

- Innovative touch to open function
- 5 power levels, 900W
- 8 automatic programmes

Dark inox, GHMO25UK
3663602434436

€370

25
litres

G

BOSCH

Built in microwave

- 7 automatic programmes
- Retractable control dial
- 5 power levels
- 900W

Black and stainless Steel
BFL553MS0B Serie 4
4242005038848

€582

25
litres

H

HLAWD

Built in microwave

- Retractable dial with touch control
- 5 power levels, 900W
- 8 automatic programmes

Black and stainless steel
HLAWD53NOB N50
4242004222798


€600

25
litres

Warming drawers

Ideal for pre-heating plates, keeping food warm and low temperature cooking. The perfect addition for keen bakers and those that love to entertain.

- ✓ Warming drawers can be fitted under built in cooking appliances or coffee machines.



beko

- Telescopic drawer for easy access and cleaning. No branding so blends seamlessly with any kitchen design, warming and proving functions

Black, DRW11401FB
5023790039246

€295*

22 litres 5 functions

COOKE & LEWIS

- No branding and blends seamlessly with any kitchen design, warming and proving functions

Stainless steel, WRMDRW60
3663602842965

€261*

22 litres 4 functions

BOSCH

- Warming and proving functions
- 14cm installation height

Series 6
BIC510NS0B
4242005035397

€431*

23 litres 4 functions

Range cooker comparisons

Fuel options:



Gas



Dual fuel



Electric



Induction

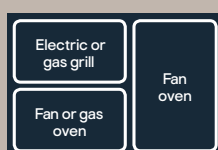
90cm

100cm

110cm

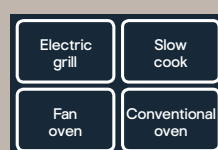


Cuisinemaster



Features

- Contemporary look
- Dedicated griddle



Additional features

- Wider hob with one more ceramic zone
- Larger second oven
- Extra oven with slow cook
- Dedicated griddle

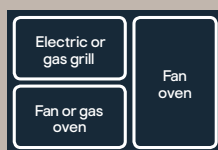


Additional features

- Wider hob
- Wider grill with telescopic runner
- Larger main oven
- Animated timer & multi-function oven

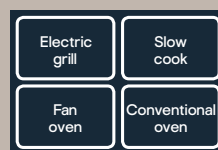


Chefmaster



Features

- Extra oven
- Glass top lid
- Integrated ignition

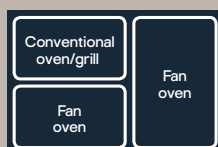


Additional features

- Wider hob with one more ceramic zone
- Larger second oven
- Extra oven with slow cook

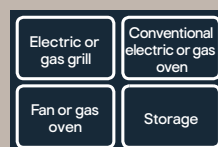


Cookmaster



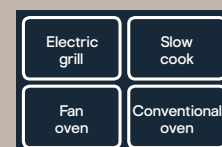
Features

- Traditional look



Additional features

- Wider hob with two more burners
- Telescopic runner in main oven
- Large second oven
- Storage compartment



Additional features

- Wider hob
- Larger main oven
- Wider grill with telescopic runner

Combine classic looks with the latest technology – catalytic liners, induction hobs and Multifunction ovens. Our range cooker collection is available in a variety of fuel types. With dual fuel enjoy the easy control of a gas hob without sacrificing the benefits of an electric cooker.

LPG conversion kit can be ordered by emailing spares@beko.co.uk

90cm range cookers



A



B



C



D



E



F

A

Cookmaster electric

- 63 ltr main oven, 79 ltr second oven, ceramic hob with hot hob indicator, dedicated grill with pan and handle

Silver, CK90C230S
5023790032780
Black, CK90C230K
5023790032797
Cream, CK90C230C
5023790032803

€1200* **A**



B

Cookmaster gas

- 67 ltr main oven, 79 ltr electric second oven, dedicated grill with pan and handle, 5 gas burners, including a wok burner

Black, CK90G232K
5023790032810
Cream, CK90G232C
5023790032827

€1246 **A**



C

Cookmaster dual fuel

- 63 ltr main oven, 79 ltr second oven, 5 gas burners, including a wok burner, dedicated grill with pan and handle

Black, CK90F232K
5023790032742
Cream, CK90F232C
5023790032759
Red, CK90F232R
5023790032766
Blue, CK90F232B
5023790032773

€1200* **A**



D

Cuisinemaster electric

- 63 ltr main oven, 79 ltr second oven, 3rd oven and grill, ceramic hob with central dual zone, glass top

Black, CS90C530K
5023790032728
Stainless steel, CS90C530X
5023790032711

€1300* **A**



E

Cuisinemaster dual fuel

- 63 ltr main oven, 79 ltr second oven, 33 ltr third oven, 5 gas burners, including a wok burner, cook clean catalytic liners

Black, CS90F530K
5023790032704

€1300* **A**



Stainless steel, CS90F530X
5023790032698

€1400*

F

Chefmaster dual fuel

- 63 ltr main oven, 79 ltr second oven, 5 gas burners, including a wok burner, cook clean catalytic liners, Glass hob cover

Cream, CC90F531C
5023790041539
Black, CC90F531K
5023790041515

€1297* **A**



Cuisinemaster induction

Stainless steel, CS90C530X
5023790037808

€1462*

*Price shown includes a €5 contribution towards recycling costs. **Selected products are available for home delivery only to selected locations.** Please note that extended lead times may apply to these products. Ask in store for more details. Restrictions apply. Free delivery on orders over €75. All other products available in selected stores, see in store. For delivery charges see page 147.

100cm range cookers



A



B



C



D



E



F

A

Cookmaster electric

- 63 ltr main oven, 65 ltr second oven, fully programmable timer with large display, ceramic hob with separate warming zone

Black, CK100C210K,
5023790031660

Cream, CK100C210,
5023790031677

Silver, CK100C210S,
5023790032506

€1260* **A**



B

Cookmaster gas

- 67 ltr main oven, 67 ltr second oven, dedicated grill with pan and handle, 7 gas burners, including a wok burner

Black, CK100G232K
5023790031691

Cream, CK100G232C
5023790031707

€1300 **A**



C

Cookmaster dual fuel

- 63 ltr main oven, 65 ltr second oven, dedicated grill with pan and handle, 7 gas burners, including a wok burner

Silver, CK100F232S
5023790031608

Black, CK100F232K
5023790031615

€1250* **A**



D

Cuisinemaster induction

- 63 ltr main oven, 65 ltr secondary conventional oven, five zone induction hob with touch controls

Black, CK100D210K
5023790036726

€1800* **A**



Stainless steel, CS100D510X
5023790036733 €1900*

E

Cuisinemaster dual fuel

- 63 ltr main oven, 65 ltr second oven, 33 ltr third oven with slow cook setting

Black, CS100F520K
5023790031585

€1300* **A**



Stainless steel, CS100F520X
5023790031578 €1430*

F

Chefmaster dual fuel

- 63 ltr main fan oven, 65 ltr second oven, 5 gas burners, including a wok burner and extended vitroceramic, cook clean catalytic liners

Cream, CC100F521C
5023790041508

Black, CC100F521K
5023790041485

€1545* **A**



110cm range cookers



G



H

Beko range cookers



60cm range cooker



I



J



K

G

Cuisinemaker dual fuel

- 72 ltr main oven, 63 ltr second fan oven, 33 ltr third oven with slow cooking setting, advanced animated timer and main oven control

Stainless steel, CS110F722X
5023790031486

Black, CS110F722K
5023790031493

€1700* **A**



H

Cookmaster dual fuel

- 75 ltr main oven, 65 ltr second oven, Multifunction features, dedicated grill and additional storage compartment

Black, CK110F232K
5023790031516

Cream, CK110F232C
5023790031523

€1443* **A**



I

Beko dual fuel range cooker

- 58ltr bottom left oven capacity, 79ltr right fan oven, 30ltr grill capacity, 5 zones

W90cm
Stainless steel, KDVF90X
5023790043922

€900* **A**

Electric range cooker

W90cm
Stainless steel, KDVC90X
5023790043915 **€990***

J

Beko dual fuel range cooker

- 63ltr top right and bottom left oven capacity, 30ltr grill capacity

W100cm
Black, KDVF100K
5023790043717

€930* **A**

Electric range cooker

Black, KDVC100K
5023790043694

€1000*

K

Leisure classic electric 60cm


- 75ltr main oven
- 38 ltr second oven
- Ultra slim mini range
- Catalytic liners

Cream, CLA60CEC
5023790037617

Black, CLA60CEK
5023790037600

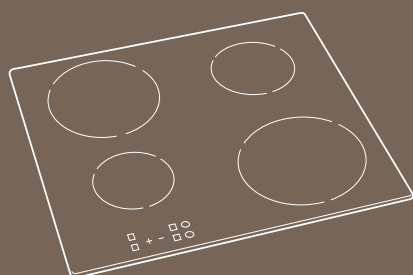
€760* **A**

How to choose your hob



1. Ceramic

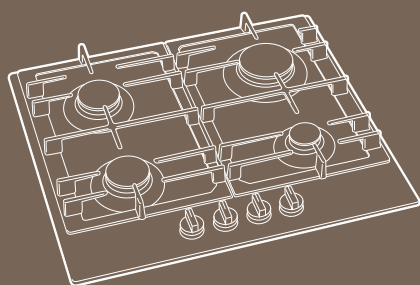
Streamlined in appearance, the ceramic glass surface is durable and heat resistant as well as being practical and easy to clean.



2. Induction

These types of hobs require pans with a magnetisable (iron or stainless steel) base. Induction hobs only heat the pans and not the surface, saving energy and keeping the rest of the surface cool.

Plug&Play hobs come with a 13AMP plug so you can easily plug and get cooking.



3. Gas

Easy to control, energy-efficient and quick to heat up, they're the choice of many professional cooks. You can get them with up to six burners - and some have wok burners too.



4. Smart hobs


The GoodHome range of hobs can be paired with any GoodHome hood allowing you to control the hood extraction from the hob interface.

Ceramic hobs

Ceramic glass surfaces are durable and heat resistant, as well as being practical and easy to clean.




A



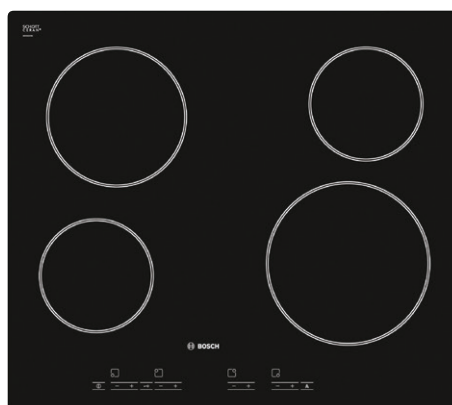
B



C



D



E

A

COOKE
& LEWIS

29cm ceramic hob

- 2 zone, 5 power levels
- CLCER30A
- 3663602429500

€85

B

COOKE
& LEWIS

59cm ceramic hob

- 4 zone, 9 power levels
- CLCER60A
- 3663602429517

€173

C

beko

58cm ceramic hob

- 4 zone, 9 power levels,
- Booster function for quicker heating
- HQC64401
- 8690842131318

€237

D

COOKE
& LEWIS

90cm ceramic hob

- Horizontal 4 zone,
- 9 power levels
- CLCER90A
- 3663602429524

€303

E

BOSCH

60cm ceramic hob

- 4 zone, 17 power levels
- PKE611D17E Serie 4
- 4242002723914


€450

Induction hobs

These hobs rapidly heat using induction technology, heating the pan rather than the surface. They require pans with a magnetisable (iron or stainless steel) base.



A



B



C



D



E

See page 82 for
Bamia smart hobs

A

COOKE
& LEWIS

29cm induction hob

- 2 zone
 - 9 power levels
- CLIND30
3663602842286

€117

B

COOKE
& LEWIS

60cm induction hob

- 4 zones
 - 9 power level
- CLIND60
3663602842309

€233

C

beko

58cm induction hob

- 4 zone
 - 7 power levels
- HQI64400AT
8690842131608

€317

D

beko

58cm induction hob

- 4 zone
 - 2 Flexible induction zones
 - 19 power levels
- Black, HQI6450IFHT
8690842131615

€436

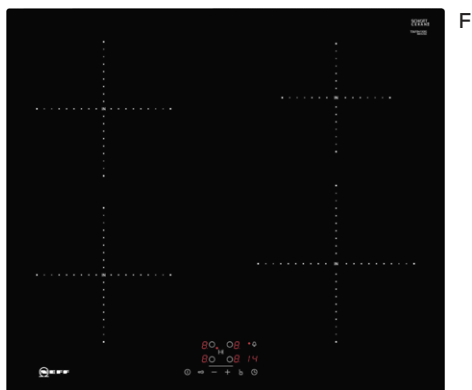
E

BOSCH

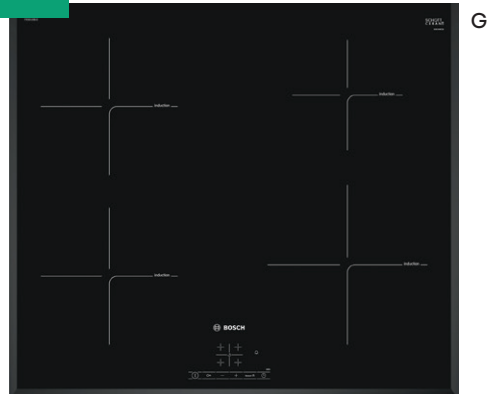
Plug & play 60cm induction hob

- 4 zone
 - Plug & Play - easy installation straight into plug socket
 - PowerBoost - up to 50% more power for faster heating
- PUE611BF1B Serie 4
4242002870526


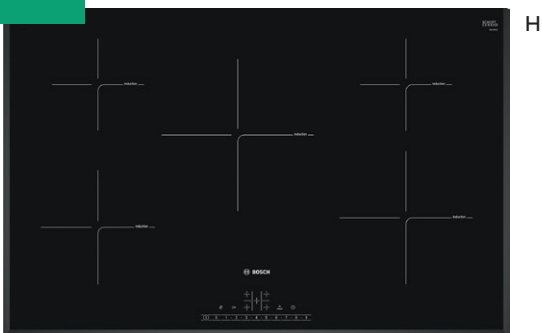
€459



New



New



F



Plug & play 60cm induction hob

- Plug & Play – easy installation straight into plug socket
- PowerBoost – up to 50% more power for faster heating

T36FB41X0G N50
4242004195474

€472

G



60cm Induction hob

- 17 power levels, 4 zones
- PowerBoost – up to 50% more power for faster heating

PIE651BB1E Serie 4
4242002870298

€660

H



80cm Induction hob

- 17 power levels, 5 zones,
- DirectSelect
- PowerBoost – up to 50% more power for faster heating
- ReStart function

PIV851FB1E Serie 6
4242002870427

€1100

I



80cm induction hob

- 1x FlexInduction zone plus 3 zones
- PanBoost – for even faster heating

T58FD20X0 N70
4242004195788



€1200

Bamia smart hobs and hoods



Our GoodHome range of hobs uses the latest efficient technology for induction cooking, offering a variety of features such as 'boost', 'pause' and flexible zone cooking.

Each appliance can be paired with any GoodHome hood, so you can control the hood extraction from the hob interface.



A

Bamia 80cm inset hood

- Motorised, hand wave recognition, dimmable LED, hood extraction level dependant on how much is being cooked on the hob

GHIH80
3663602434344

€500



63 db(A) 765 m³

B

Bamia 90cm round angled glass hood

- Motorised, hand wave recognition, dimmable LED, hood extraction level dependant on how much is being cooked on the hob

W90cm, GHAGRO90
3663602434313

€530



65 db(A) 851 m³

C

Bamia 90cm angled glass hood

- Motorised, hand wave recognition, dimmable LED, hood extraction level dependant on how much is being cooked on the hob

W90cm, GHAGRE90
3663602434320

€530



64 db(A) 841 m³

D

Bamia 90cm angled glass slide lift hood

- Motorised, hand wave recognition, dimmable LED, hood extraction level dependant on how much is being cooked on the hob

W90cm, GHAGML90
3663602434337

€530



64 db(A) 843 m³

E

Bamia 60cm flexzone induction hob

- Flex zone, boost function and timer, pause cooking function, colour TFT screen
- 10 power levels, 4 zones

GHIHAC60
3663602434368

€530

F

Bamia 80cm flexzone induction hob

- Flex zone, boost function and timer, pause cooking function, colour TFT screen
- 10 power levels, 4 zones

GHIHAC80
3663602434375

€660

G

Bamia 90cm flexzone induction hob

- Flex zone, boost function and timer, pause cooking function, colour TFT screen
- 10 power levels, 5 zones

GHIHAC90
3663602434382

€800

Bamia hob

One of our
favourites

Features

- No hood needed as extractor is built into hob
- Versatile dark grey colour
- Flex zone, boost function and timer, including a pause cooking function
- Intuitive touch screen control
- Auto extraction level dependant on how much is being cooked from the hob.



65
db(A)

800
m³

Carbon
Filter

40

Recirculation kit 1

3663602480044

€133



**Bamia 77cm
flexzone induction
hob and extractor
in one**

GHIHEF77 3663602434351

€**1250**

4 burner gas hobs

Easy to control and quick to heat up, gas is the choice of many professional cooks.



A



B



C



D

A

**COOKE
& LEWIS**

58cm gas hob

- Flame failure device
- Cast iron pan support
- LPG kit included

Stainless steel
CLGASUIT4
3663602842057

€184

B

**COOKE
& LEWIS**

60cm gas hob

- Black glass top
- Flame failure device
- LPG kit included

CLGOGUIT4
3663602842170

€193

C

beko

58cm gas hob

- Wok burner
- Flame failure device
- Cast iron pan support

Stainless, HQAW64225SX
8690842130892*

Black, HQAW64225SB
8690842131158*

€237

D

beko

65cm gas hob


- Flame failure device
- Cast iron pan support

Black glass
HING64322S
8690842255328*


€339




E



F



G



H

E



60cm gas hob

- FlameSelect - for precise adjustment of the flame in 9 defined power levels
- Continuous cast iron pan supports
- LPG kit included

Black
PCP6A6B90 Serie 6
4242002914404

€382

F



60cm gas hob

- FlameSelect - for precise adjustment of the flame in 9 defined power levels
- Continuous cast iron pan supports
- LPG kit included

Stainless steel
T26DA49N0 N70
4242004179054

€412

G



60cm gas hob

- Continuous cast iron pan supports
 - Flame failure safety device
 - LPG kit included
- Stainless steel
PCP615B90B Serie 6
4242002837468

€382

H



60cm gas hob

- Black tempered glass surface
- FlameSelect - for precise adjustment of the flame in 9 defined power levels
- Continuous cast iron pan supports
- LPG kit included

PPP6A6B90 Serie 6
4242002801933

€530

5 burner gas hobs



A



B



C



D

A

75cm gas hob

- Flame failure device
- LPG kit included
- Stainless steel
- GASUIT5
- 3663602842071

€166

B

COOKE
& LEWIS

75cm gas hob

- Wok burner
- Cast iron pan support
- Flame failure device
- LPG kit included
- Stainless steel
- CLGASUIT5
- 3663602842095

€210

C

COOKE
& LEWIS

75cm gas hob

- Wok burner
- Black glass top
- flame failure device
- LPG kit included
- CLGOGUIT5
- 3663602842217

€239

D


beko

75cm gas hob


- Wok burner
- Cast iron pan support
- Flame failure device
- Stainless steel
- HQAW75225SX
- 8690842130915*

€263


New




E



F



G



H

E

beko

75cm gas hob

- Wok burner
 - 5 burner gas on glass hob
 - Black glass top
 - Cast iron pan support
 - Flame failure device
- HILW75322S
8690842276965*

€392

F

BEKO

75cm gas hob

- Wok burner
 - FlameSelect - for precise adjustment of the flame in 9 defined power levels.
 - Cast iron pan supports
 - LPG kit included
- Stainless steel
T27DA69N0 N70
4242004183181

€660

G

BOSCH

75cm gas hob

- FlameSelect - for precise adjustment of the flame in 9 defined power levels
 - Dual Wok burner - dual flamed system for very powerful cooking. Cast iron pan supports
 - LPG kit included
- Stainless steel
PCS7A5B90 Serie 6
4242002837505

€660

H

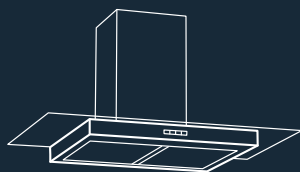
BEKO

75cm gas hob

- Wok burner
 - FlameSelect - for precise adjustment of the flame in 9 defined power levels
 - Cast iron pan supports
 - LPG kit included
- Black glass
T27CA59S0 N70
4242004183167

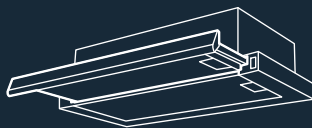
€800

Cooker hoods explained



Chimney and box hoods

As well as removing gases and odours, they remove steam to create a comfortable, clean cooking environment.



Integrated hoods

Designed for fully integrated kitchens, these telescopic hoods simply pull out or fold down when you need powerful, effective extraction.



Island hoods

Island hoods are a stunning way to showcase a central cooking and preparation space.



Glass hoods

Practical and stylish, make a statement with a modern glass hood.

Integrated hoods



A Visor hood

60cm, white, VHW60A
3663602429418
Stainless Steel VHS60A
3663602429425

€60



69 db(A) 203 m³

B Visor hood

COOKE
& LEWIS
60cm, white, CLVHW60A
3663602429449
Stainless steel, CLVHS60A
3663602429463

€80



69 db(A) 201 m³

C Canopy hood

60cm, Inox, CLCYS60
3663602842712

€84



62 db(A) 331 m³

D Canopy hood

COOKE
& LEWIS
60cm, white, CLTHW60
3663602842415
Inox, CLTHS60
3663602842422

€97



63 db(A) 366 m³

Island hoods



G



Remember...

Cooker hoods need their filters changing regularly. Some hoods have removable grease filters, which can be cleaned in warm, soapy water. If the hood is being installed in recirculation mode, an additional filter may be required. Filters are sold separately – the appropriate filter number is shown next to the hood. Ask in-store for details.

E

COOKE
& LEWIS

Island hood

90cm, stainless steel
CLICGS90
3663602842651

€262

C Carbon Filter 8

65 db(A) 550 m³

F

COOKE
& LEWIS

Island hood

90cm, black glass and
stainless steel
CLIBHS90
3663602842583

€262

C Carbon Filter 23*

62 db(A) 523 m³

*Carbon Filter 23 available via Apelson
customer helpline 0844 800 1128

G

COOKE
& LEWIS

Island hood

35cm, inox
CLROIS30
3663602842699

€348

C Carbon Filter 21

68 db(A) 528 m³

H

COOKE
& LEWIS

Downdraft hood

90cm, stainless steel
CLDHB90
3663602842729*

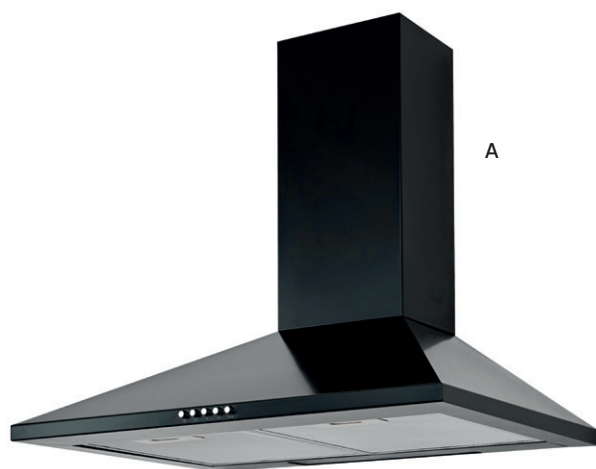
€650

A Externally ducted

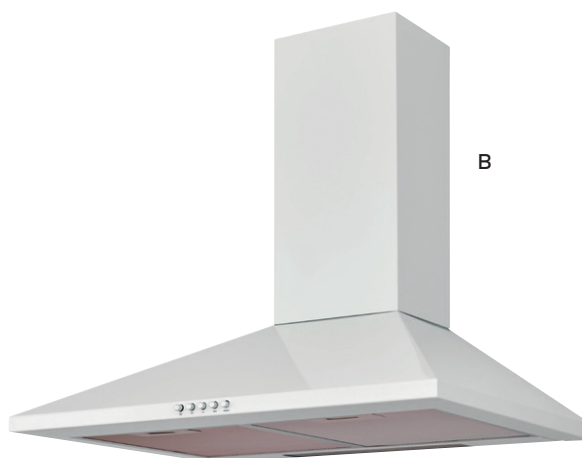
68 db(A) 618 m³

*Not suitable for use with gas hobs

Chimney and box hoods




A



B

Image shown s 60cm model.



C

A

Chimney hood

60cm, black
CHB60
3663602842460
70cm, CHB70
3663602691778

€77

€100



67
db(A)

381
m³

B

Chimney hood

60cm, white
CHW60
3663602842453

€77



67
db(A)

381
m³

C

Chimney hood

90cm, stainless steel
CHS90
3663602842484
Black
CHB90
3663602842477

€124



A

67
db(A)

381
m³



D

Image shown is 60cm model.



LED hood includes splashback

COOKE
& LEWIS

LED glass hood and splashback

• Matching splashback included
60cm, CLCGLEDB60
3663602885498

€153


C Carbon Filter **4**

62 db(A) **339** m³



E

Image shown is 110cm model.



F

Image shown is 90cm model.

See page 82 for
Bamia smart hoods

D

COOKE
& LEWIS

Chimney hood

60cm, stainless steel
CLCHS60
3663602842521

€137

70cm, stainless, CLCHS70
3663602842507 **€150**
90cm, stainless, CLCHS90
3663602842538 **€177**

C Carbon Filter **8** **61** db(A) **537** m³

E

COOKE
& LEWIS

Chimney hood

100cm, stainless steel
CLCHS100
3663602842743

€190

110cm, stainless steel
CLCHS110
3663602842767 **€217**

C Carbon Filter **8** **67** db(A) **537** m³

F

COOKE
& LEWIS

Box hood

60cm, stainless steel
CLBHS60
3663602842576

€190

90cm, stainless steel
CLBHS90
3663602842514 **€243**

C Carbon Filter **21** **62** db(A) **523** m³






Image shown is 90cm model.



Image shown is 100cm model.



Image shown is 60cm model.



See page 82 for
Bamia smart hoods

A
COOKE & LEWIS
Chimney hood

100cm, black
CLCHB100
3663602842736

€190

110cm, black
CLCHB110
3663602842750

€217

C Carbon Filter **8** **67** db(A) **537** m³

B
LEASURE
Chimney hoods

90cm, silver,
H92PX
8690842157950
90cm, black, H92PK
8690842157943

€331

C **70** db(A) **642** m³

C
LEASURE
Chimney hoods

100cm, black
H102PK
8690842157967
100cm, silver
H102PX
8690842157974

€344

C **70** db(A) **642** m³

D
beko
Box hood

60cm, stainless steel
HCF61620X
8690842142505

€352

90cm, HCF91620X
8690842142512 **€379**

B **70** db(A) **603** m³


E
beko
Box hood

60cm, dark stainless steel
HCB63741BDX
8690842276446

€432

A **61** db(A) **600** m³

Glass hoods




A



B

Image shown is 60cm model.



C

Image shown is 60cm model.

A

COOKE
& LEWIS

Angled Cooker hood

60cm, black
CL60AGB
3663602554240

€113

A Carbon
Filter **4**

61 **573**
db(A) m³

B

COOKE
& LEWIS

Curved glass hood

60cm, black,
CLCGB60
3663602842606

€116

70cm, black, CLCGB70
3663602691761 **€129**
90cm, black, CLCGB90
3663602842620 **€156**

C Carbon
Filter **4**

62 **339**
db(A) m³

C

COOKE
& LEWIS

Curved glass hood


60cm, stainless,
CLCGS60
3663602842590

€116

70cm, stainless, CLCGS70
3663602842774 **€129**
90cm, stainless, CLCGS90
3663602842613 **€156**

C Carbon
Filter **4**

62 **339**
db(A) m³



D



E

Image shown is 60cm model.



F

D

COOKE
& LEWIS

LED glass hood

60cm, stainless
CLCGLEDS60
3663602842637
60cm, black
CLCGLEDB60
3663602842644

€149



62
db(A) 344
m³

E

COOKE
& LEWIS

Angled glass hood

60cm, CLAGB60
3663602842675

€210

90cm, black, CLAGB90
3663602842682 €258



62
db(A) 569
m³

F

COOKE
& LEWIS

Round angled glass hood

60cm, black
CLRGB60
3663602842668

€223



62
db(A) 537
m³

*Carbon Filter 24 available via Apelson
customer helpline 0044 844 800 1128.
Calls charged at international rates.

Fridge freezers

Upgrade your fridge freezer with a frost-free style that prevents build up – this means you won't have to defrost it as regularly.

Features explained

Active blue light

Technology™ helps you keep fruits and vegetables fresher for longer.

FreshSafe

Keeps food fresh longer.

VitaControl

Constant temperature regulation.

SuperCool and SuperFreeze

Lowers temperature for a short period so anything new in the fridge or freezer is chilled or frozen quickly.

FreshSense

Food preserves at an ideal consistency.

50/50 built in



A



B



C

A

beko

- Frost free
 - LED
 - Chrome Wine Rack
- ICQFD155
8690842256165

€476*



B

beko

- Frost free, LED
 - Active blue light
 - Chrome wine rack
- ICQFDB155
8690842256189

€529*



C

bosch

- Manual defrost freezer
 - Manual defrost
- KIV32X23GB
4242002877945

€820*



50/50 freestanding



D

D

beko

- Frost free
 - LED
 - 55cm
- CFQ1582W
5023790039161

€396*



168
litres

95
litres



E

E

beko

- Fridge freezer with water dispenser
 - Frost free
 - LED ceiling light
- Graphite, FP1691DG
5023790045919

€525*



184
litres

129
litres

60/40 freestanding



F

F



- WiFi enabled control remotely from your smartphone
 - Frost free
 - LED
- Silver, HMNV6202WKWIFI
8016361962057
White, HMNV6202XKWIFI
8016361967915

€700*



257
litres

94
litres

70/30 built in



G

G

beko

- Frost free, LED
- ICQFD173
8690842256158

€476*



193
litres

69
litres



H

H

beko

- Frost free, LED
 - Active Fresh Blue Light
 - Chrome Wine Rack
- ICQFDB173
8690842256172

€570*



193
litres

69
litres



Additional
30L storage
space



Extra tall

I

beko

- Frost free, LED
 - 193cm extra tall
 - Active Fresh Blue Light
 - Chrome Wine Rack
- BCBFD1973
5944008922801

€660*



220
litres

69
litres



J

J

BOSCH

- Manual defrost freezer
- KIV38X22GB
4242002763200

€780*



217
litres

59
litres


Built under fridges and freezers

Built under fridges and freezers fit neatly under your worktop. Because they're constantly powered, it's worth choosing an energy-efficient model.

Built under fridges



A



B

Built under fridge with freezer



C



D



E

Built under freezers

A

beko

- Built under fridge
QL22
5023790032186

€370*

A 128 litres

B

BOSCH

- Built under fridge
KUR15A50GB
4242002650173

€530*

A 137 litres

C

beko

- Built under fridge
with freezer drawer
BR11
5023790027267

€396*

A 97 litres 15 litres

D

beko

- Built under freezer
QZ32
5023790032193

€390*

A 87 litres

E

BOSCH

- Built under freezer
• SuperFreeze
GUD15A50GB
4242002650890

€560*

A 98 litres

Tall fridges and freezers

Built in tall fridges



F

F

beko

- Built in tall fridge
 - Side LED lighting
- BLQSDW177
8690842256684

€560*



Built in tall freezers



G

G

beko

- Built in tall freezer
 - Frost free
- BFFD1577
5944008922283

€620*



American-style fridge freezers

Typically much wider than standard models, these fridge freezers are conveniently positioned side-by-side for ease of access. They have a generous storage capacity and often come with built-in extras, such as an ice maker and water dispenser.

A



B



C



D



A

beko

2 door american fridge freezer

- Frost free
- LED ceiling light

W91cm

RAS121LS 5023790038553

€800**



368
litres

190
litres

B

beko

Non-plumbed water dispenser

- Frost free
- Side wall LED lighting, slimline water tank

W91cm

Black ASD241B 5023790032957

Silver ASD241X 5023790032964

€1050**



364
litres

190
litres

C

beko

Non-plumbed ice and water dispenser

- Frost free
- Touch control LED display

W91cm

Black ASGN542B 5023790038751

Silver ASGN542S 5023790039819

€1260**



368
litres

176
litres

D

beko

Non-plumbed water dispenser

- Frost free

W76cm

GNE480E20FDZX

5023790045773

€1200**



300
litres

150
litres



E

beko

4 door american fridge freezer

- Frost free
- Switch compartment to fridge or freezer

W91cm
MN1416224PX
5023790044400

€1450**



376
litres

165
litres

F

beko

Plumbed ice and water dispenser

- Frost free
- Side LED lighting

W84cm
GNE60520DX
5023790040327

€1450**



378
litres

152
litres



A



Multi-door fridge freezer

- W79cm
- Frost Free
- Touch Control Display

White, HFDN 180 UK
8016361962156

€1100**



278
litres

144
litres

B



Multi-door fridge freezer

- Black
- W79cm
- Frost Free
- Touch Control Display

HFDN 180BK
8016361969339

€1100**



278
litres

144
litres

C



Side by side fridge freezer

- W91cm
- Black
- Touch Control Display

364L and 204L
HSBSF178UK
8016361990036

€1150**



364
litres

204
litres

D



Side by side fridge freezer

- W91cm
- Stainless
- Touch Control Display

364L and 204L
HSBSF178MIK
8016361990043

€1150**



364
litres

204
litres

Wine coolers

An impressive addition to any kitchen, a wine cooler is perfect for storing bottles at the optimum temperature and frees up fridge space.



E



7 bottles built in wine cooler

- Temperature settings 5-22°C
- W15cm
HWCB15UK
8016361927506

€330*



F



19 bottles built in wine cooler

- Temperature settings 5-22°C
- W30cm
HWCB30UK/1
8016361982147

€396*



G



46 bottles wine cooler

- Temperature setting 5-22°C
- Two Temperature Zones
 - Top: 5-22°C
 - Bottom: 12-22°C

W60cm
HWCB60UK
8016361927483

€660*



H



38 bottles wine cooler

- Two Temperature Zones
 - Left: 5-22°C
 - Right: 2-22°C

W60cm
HWCB60DUK
8016361927490

€760*



Built in 60cm dishwashers

Features explained

Aquaintense

Provides an extra intensive cleaning zone in the bottom basket.

VarioSpeed

Reduces cycle time up to 50%

OpenAssist

Handle-free easy opening.



A



B



C



D

A

COOKE
& LEWIS

Built in 60cm dishwasher

- 7 programmes
- Quick wash programs – rapid 40 min or 1 hour

CLSLDISHUK
3663602632399

€290*



B

beko

Built in 60cm dishwasher

- Salt and rinse aid indicator lights
- 5 programmes
- Quick wash programs – Mini 30 min and 58 min

DIN15Q10
5023790046411

€364*



C

beko

Built in 60cm dishwasher

- Salt and rinse aid indicator lights
- 8 programmes
- Aquaintense
- Quick wash programs – Mini 30 min and 58 min

DIN48Q20
5023790046428

€510*



D

BOSCH

Built in 60cm dishwasher

- Projects light onto floor when running
- 4 programmes
- VarioSpeed

SMV40C30GB
4242002861890

€530*





E



F

New



G



H

E



Built in 60cm dishwasher

- Projects light onto floor when running
 - 6 programmes
 - VarioSpeed
- S513G60X0G N50
4242004222156

€650*



12 ps

48 db(A)



F



Built in 60cm dishwasher

- 9 Programmes
 - Wifi connected, control from your smartphone
 - Autodose automatically adds the right amount of detergent
- DIN59420D
5023790047548

€580*



14 ps

44 db(A)



G



Built in 60cm dishwasher

- 6 programmes
 - Cutlery tray 3rd level frees up space in the bottom
 - VarioSpeed Plus speed up program running times by up to two thirds
- SMV46MX00G
4242005035915

€730*



14 ps

46 db(A)



H



Built in 60cm WiFi dishwasher

- WiFi connected - control from your smartphone
 - 12 programmes
 - Quiet 42dB
- HDIN 4S613PS-80
8016361983953

€570*



16 ps

42 db(A)




Freestanding dishwashers



A



B



C

Built in slimline 45cm dishwashers



D



E



F

A

beko

45cm freestanding dishwasher

- 5 programmes
 - Quick wash programs - Mini 30 min, and 58 min
- DFS05Q10W
8690842194238

€290*

A₊ 10 ps 47 db(A)



B

beko

60cm freestanding dishwasher

- 5 programmes
 - Quick wash programs - Mini 30 min, and 58 min
- DFN05Q10W
8690842195396

€290*

A₊ 13 ps 47 db(A)



C

Hera

Wi-Fi freestanding dishwasher

- 60cm
 - 12 programmes
 - Connect from your smartphone
- Grey, HDPN4S603P
8016361964167

€590*

A₊₊₊ 16 ps 45 db(A)



D

COOKE & LEWIS

Built in 45cm dishwasher

- 8 programmes
 - Quick wash programs - rapid 40 min, 1 Hour function
- CLSLDISHUK
3663602632382

€290*

A₊₊ 11 ps 47 db(A)



E

beko

Built in 45cm dishwasher

- 5 programmes
 - Quick wash programs - Mini 30 min, and 58 min
- DIS15Q10
5023790046435

€394*

A₊ 10 ps 48 db(A)



F

BOSCH

Built in 45cm dishwasher

- Automatic programme using sensor technology
 - 5 programmes
 - VarioSpeed
- SPV25CX00G
4242005086139

€640*

A₊ 9 ps 48 db(A)



Take out the guesswork, just load & go

with **AutoDose** technology,
there's no need to refill for up
to one month

beko



**"Alexa...
start the dishwasher"**



Model: DIN59420D
EAN: 5023790047548

beko.co.uk

Freestanding washing machines

Features explained

Autodose

Automatically detects how much detergent and rinse aid to use.

KG mode


Weighs the laundry, adapting water, energy consumption and time of washing.



Image shown is 9kg model.



Extra large capacity 13kg



A

Candy

Freestanding washing machine

- NFC connected - control remotely from your smartphone.
- 15 programmes
- 8kg, CS 148D3
- 8016361947955

€299*

- 15 programmes
- KG Mode
- 9kg, CVS 1492D3
- 8016361940420

€333*



B



Wifi freestanding washing machine

- WiFi connected - control remotely from your smartphone
- Autodose
- Graphite
- 13 programmes
- 9kg, AWMPD69LH7R/1-80
- 8016361962521

€620*



C



Wifi freestanding washing machine

- WiFi connected - control remotely from your smartphone
- Autodose
- 13 programmes
- 10kg, AWMPD610LH8/1-80
- 8016361962569

€660*



D



Wifi freestanding washing machine

- WiFi connected - control remotely from your smartphone
- Autodose
- 13 programmes
- 13kg, AWMPD413LH7-80
- 8016361969544

€880*



Built in washing machines

E



Image shown is 8kg model.

F



Image shown is 8kg model.

New

G



H



E

CANDY

Built in washing machine

- NFC connected - control from your smartphone
 - 17 programmes
- 8kg, CBWM 816D-80
8016361941861

€463*

- KG Mode
- 9kg, CBWM 914D-80
8016361930599 €492*



F



Built in washing machine

- Program adjusts to load size
 - 17 programmes
 - KG Mode
- White, 8kg, HBWM814D-80
8016361932999
- Black, 8kg, HBWM814DCB
8059019000800

€510*

- White, 9kg HBWM914SC-80
8016361941946 €550*
- Black, 9kg, HBWM916DCB
8059019000787 €550*



G



Wifi built in washing machine

- KG mode
 - Full load mixed wash in 59 minutes
 - 16 programmes
 - KG Mode
- 9kg, white
HBWM096TAHC-80
8016361932951

€590*



H

BOSCH

Built in washing machine

- 6 programmes
 - VarioPerfect - takes 55% less time and or 30% less energy depending on the option you choose
 - WaveDrum - gentle washing thanks to the unique drum structure
- 8kg, WIW28300GB
4242002958644

€930*



Freestanding tumble dryers



A



B



C

Image shown is vented model.

Image shown is condensing dryer model.



Condensing

Condenser tumble dryers store the water in a container and can be placed anywhere in your home.



Heat pump

Heat pump tumble dryers gather water in a tank like a condenser dryer except they recycle the hot air inside the drum. This contributes toward lower energy consumption.



Vented

Vented tumble dryers use a hose to pump out moisture, so they need ventilation installed.

Built in tumble dryers



D



E

A

CANDY

Freestanding tumble dryer

- NFC connected - control from your smartphone
- Moisture sensor in drum to determine when laundry is dry

9kg, vented
CS V9 DF
8016361944640

€266*  

9KG, condenser
CS C9DF
8016361944718

€306*  

B



Wifi freestanding dryer

- WiFi connected - control from your smartphone
- Stops cycle when laundry is dry
- Water container in door
- 16 programmes

10kg, Condensing dryer
ATD C10TKEX-80
8016361971936

€570*  

10kg, Heat pump dryer
ATD-HY10AZKEX-80
8016361969025

€670*  

C

CANDY

Freestanding tumble dryer

- NFC connected - control from your smartphone
- Moisture sensor in drum to determine when laundry is dry
- 15 programmes

9kg
GSV H9A2TE-80
8016361944695

€510*  

D

CANDY

Built in heat pump tumble dryer

- NFC connected - control from your smartphone
- 15 programmes

7kg
CBTD H7A1TE-80
8016361960848

€640*  

E



Wifi Built in heat pump tumble dryer

- WiFi connected - control from your smartphone
- 15 programmes

7kg
HTDBW H7A1TCE-80
8016361960879

€690*  

Freestanding washer dryers



F



G

Image shown is 8/5kg model.

Built in washer dryers



H



I



J



K

Image shown is 7/5kg model.

Image shown is 7/5kg model.

F

CANDY

Freestanding washer dryer

- NFC connected - control from your smartphone
- Moisture sensor in drum to determine when laundry is dry

8/5kg

GCSW 485T-80

8016361948051

€459*

A



9/6kg

GCSW 496T-80

8016361948082

€530*

A



G



Freestanding washer dryer

- Auto dose
- Stops cycle when laundry is dry

White, 10kg/6kg

AWDPD6106LH/1-80

8016361963092

€800*

A



H

CANDY

Built in washer dryer

- 14 wash and 3 drying programmes

7/5kg

CBWD 7514D-80

8016361933415

€499*

A



8/5kg

CBWD 8514D-80

8016361930346

€530*

A



I



Built in washer dryer

- KG mode
- Rapid wash 14, 30 and 44 minutes
- 16 programmes

7/5kg, white

HBWD7514DA

8016361933422

€520*

A



15 programmes

8/5kg white

HBWD 8514D-80

8016361941960

€570*

A



15 programmes

8/5kg, black

HBWD8514DCB

8059019000794

€570*

A



J



Wifi built in washer dryer

- Control from your smartphone
- KG mode
- Wash mixed colours and fabrics under 59 minutes
- 17 programmes

8/5kg, white

HBWDO8514TAHC-80

8016361933453

€600*

A



K

BOSCH

Series 4 built in washer dryer

- 4 special programmes including delicates and fluff removal
- 12 programmes
- AquaStop Flood protection system
- 12/24 hour start delay

7/4kg, WKD28351GB

4242002877440

€1220*

B



Flooring & walls

Floors and walls have important parts to play in the overall look and feel of a kitchen. We've created a range of stylish and durable tiles to help you create your desired look.

See the full range in store.

Wall & floor tiles

These floor tiles are especially designed for areas like kitchens, where there's a lot of moisture and activity.



A

Kontainer

Wall & floor tile
W590 x L590mm
9.8mm thickness
Light grey
3663602679455
1.04 sq.m per pack
€28.08 per pack

€27
per sq.m

B

Slate

Wall & floor tile
W290 x L590mm
9.8mm thickness
Anthracite
3663602676133
1.03 sq.m per pack
€20.60 per pack

€20
per sq.m




C

Cottage wood

Porcelain wall & floor tile
W200 x L1200mm
10mm thickness
Beige
3663602850250
0.96 sq.m per pack
€25.92 per pack

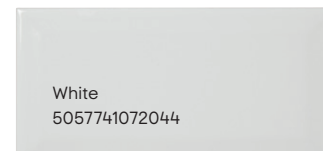
€27
per sq.m

Choose your floor




H

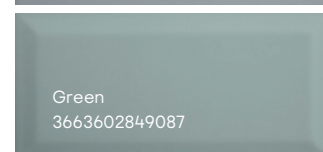
Wall tiles




White
5057741072044



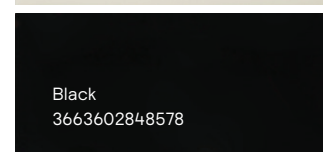
Grey
3663602849070




Green
3663602849087




Ivory
3663602849049



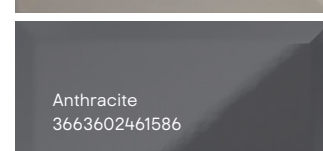
Black
3663602848578



Blue
3663602849063



Taupe
3663602852032



Anthracite
3663602461586

Gospel

Luxury vinyl click
floor plank
5mm thickness

- A Grey 3663602563952
- B Natural 3663602563938
- C Blond 3663602563945

1.95 sq.m per pack of seven
€70.20 per pack

€36
per sq.m

Bachata

Luxury vinyl click floor tile
3.2mm thickness

- D Beige 3663602563532
- E Dark beige 3663602563549
- F Grey 3663602563563
- G Stone grey 3663602563556

2.6 sq.m per pack of fourteen
€62.40 per pack

€24
per sq.m

H

Jazy

Luxury vinyl click floor tile
4.5mm thickness
3663602605010
2.23 sq.m per
pack of twelve
€64.67 per pack

€29
per sq.m

Trentie

Gloss ceramic wall tile
W100 x L200mm
7.5mm thickness

White
0.96 sq.m per pack
€15.36 per sq.m
€16 per pack

All other colours
0.8 sq.m per pack
€12.80 per sq.m
€16 per pack

Plan your kitchen

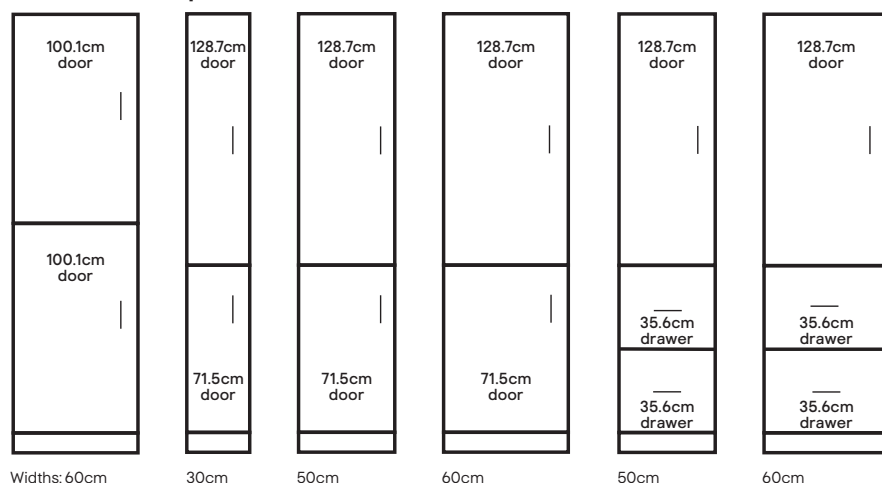
Create your **Caraway** larder cabinets

Caraway larder cabinets* are available in two heights (standard and tall) and in three widths (30, 50 and 60cm). Perfect for maximising storage and housing appliances, they can be combined with our Pebre pull-out range and Soto drawers to increase space.

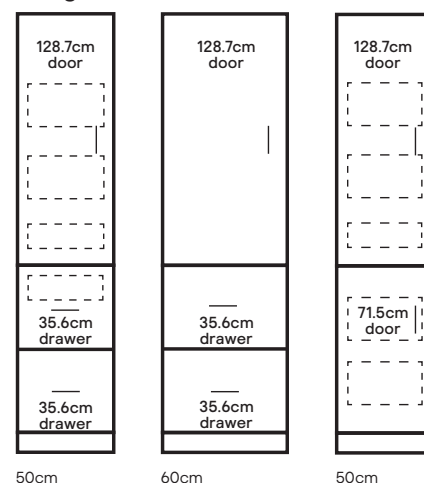


Standard 216cm height**

Larder cabinet options

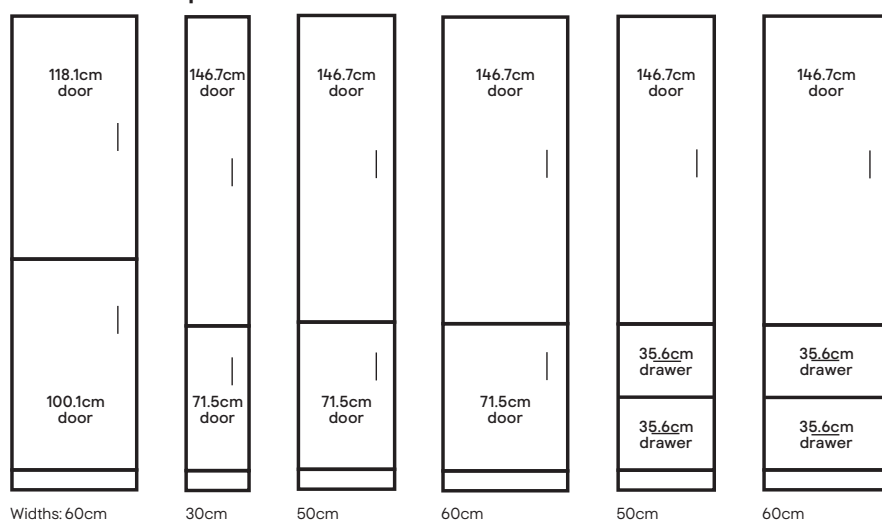


Storage towers

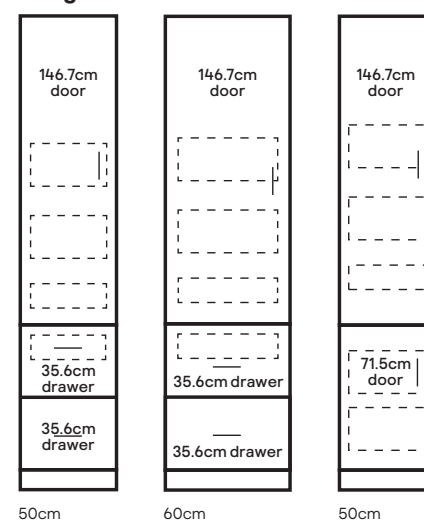


Tall 234cm height**

Larder cabinet options



Storage towers



To create these configurations you'll need to purchase your chosen components separately. Line drawings are for illustration purposes only.

* Caraway larder cabinets shown here are made up of larder shelf packs and end panels, both components purchase separately. Also, Doors, internal storage, drawers, hinges, handles, accessories and appliances are available separately.
 ** Dimensions shown are the cabinet height including legs at 15cm. Legs can be adjusted in height from 12.5cm to 19.5cm to allow for uneven floors.

Don't forget...

to select the correct larder shelf pack (see page 119)

Appliance key



Fridge
freezer

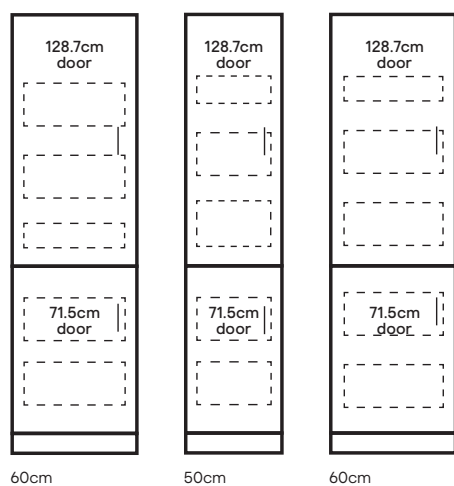


Standard internal
drawer

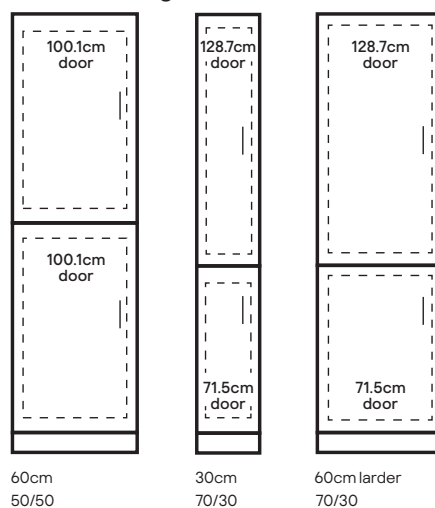


Deep internal
drawer

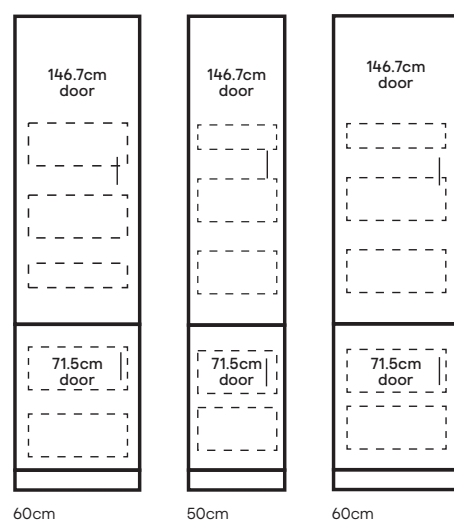
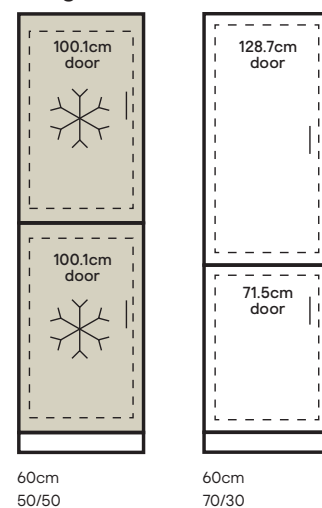
Appliances and internal drawers
available separately.



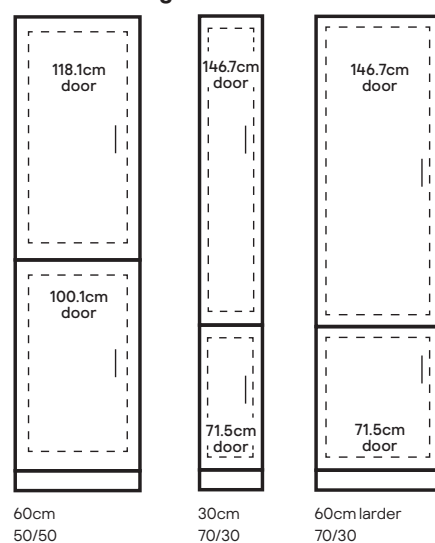
Pull-out storage



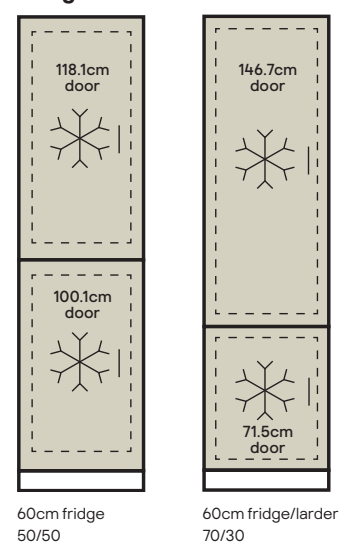
Fridge freezer



Pull-out storage



Fridge freezer



With 30cm units, the storage pulls out on the door. On the 60cm, the cabinet door is hinged and does not pull out with the storage unit.

Plan your appliances

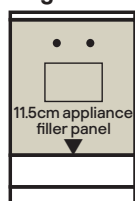
Caraway appliance housing cabinets*

Create a combination of appliances to suit your kitchen project.


Base 87cm height

All heights are set to work with standard base cabinets at 87cm.**

Built-under single oven options

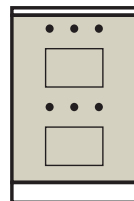


Uses a single oven with full 11.5cm panel underneath that can be used as a drawer.



Alternative oven housing option to accommodate thin worktops and hobs with a larger depth above an oven.

Built-under double oven

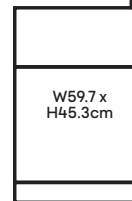


Built-under double oven does not require a cabinet.

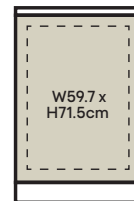
Integrated appliances and belfast sink



Slimline 45cm dishwasher, uses 50cm door. Fitting kit required.



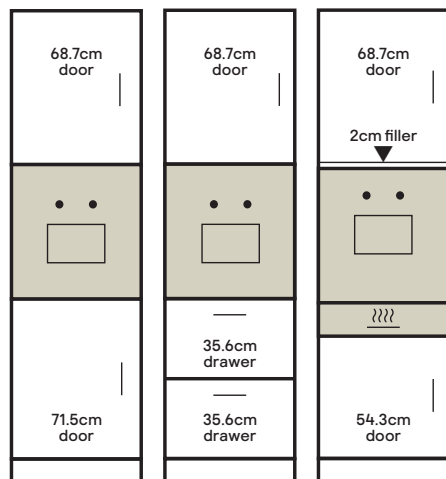
A belfast sink uses a belfast sink cabinet and a 45.3cm high x 59.7cm wide door.



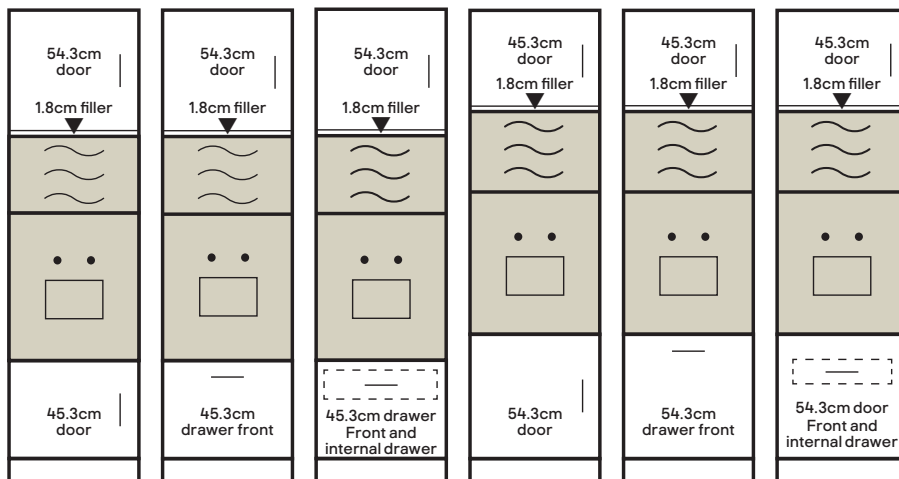
An integrated appliance uses a 71.5cm x 59.7cm full height door.

Standard 216cm height**

Single ovens

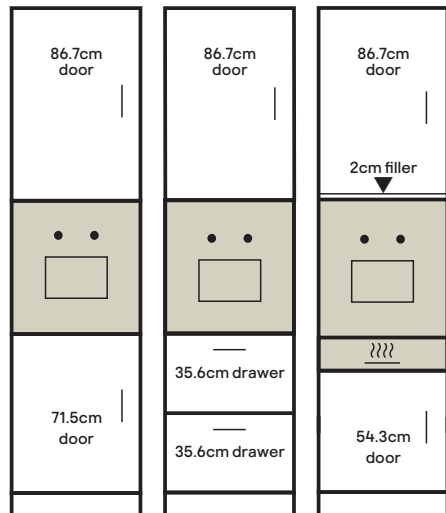


Single & microwave ovens

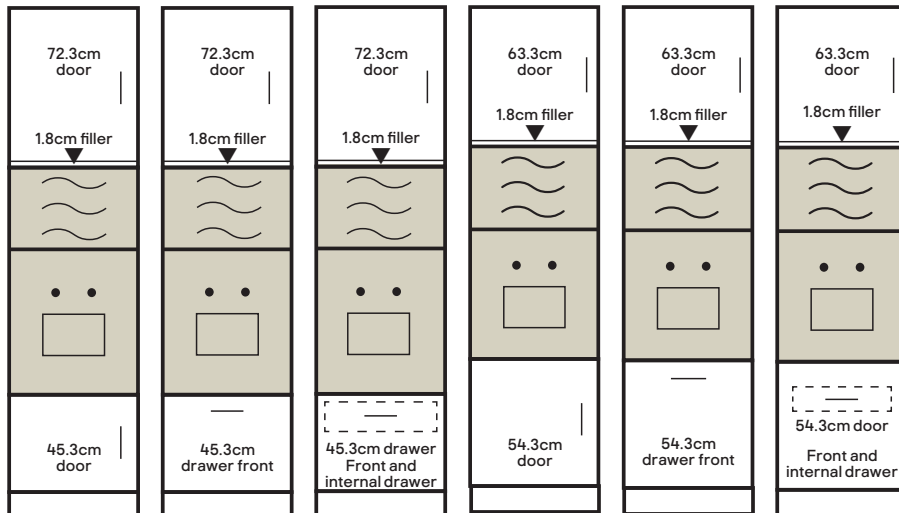


Tall 234cm height**

Single ovens



Single & microwave ovens



* Caraway larger cabinets shown here are made up of larger shelf packs and end panels, both components purchase separately. Also, Doors, internal storage, drawers, hinges, handles, accessories and appliances are available separately.

** Dimensions shown are the cabinet height including legs at 15cm.

Legs can be adjusted in height from 12.5cm to 19.5cm to allow for uneven floors.


Appliance key




Appliances and internal drawers available separately.



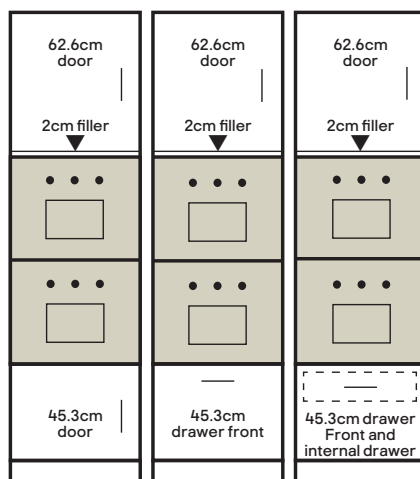
Compact & single ovens



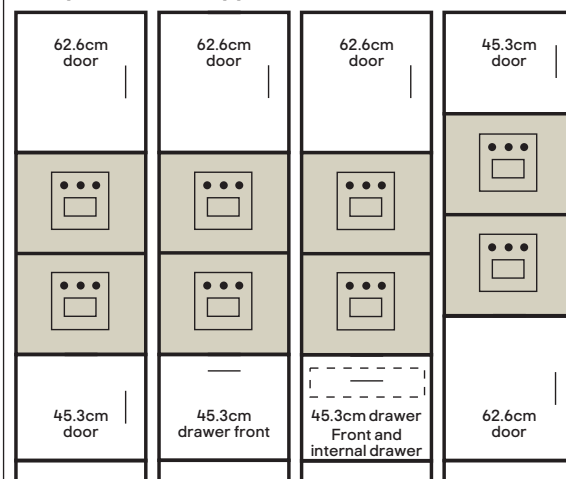
Single ovens x2




Double ovens



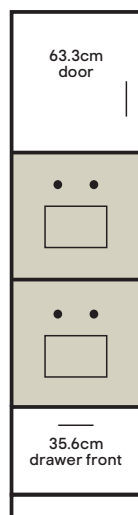
Compact ovens & appliances



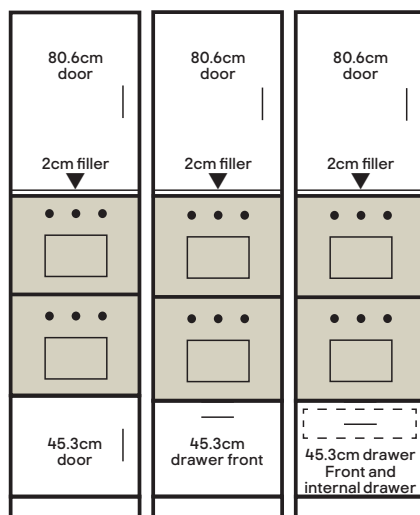
Compact & single ovens



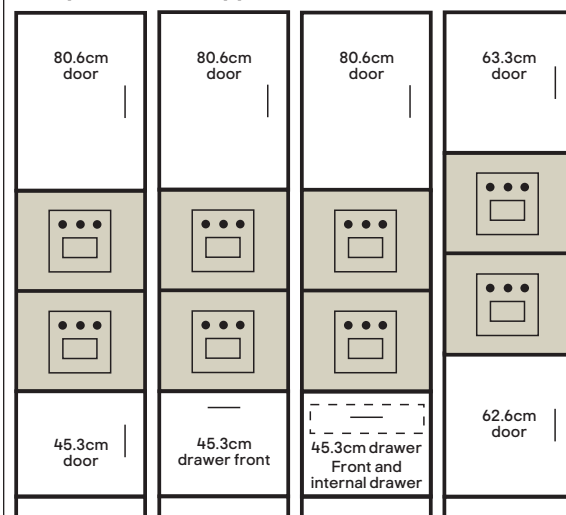
Single ovens x2



Double ovens



Compact ovens & appliances



To create these configurations you will need to purchase your chosen components separately. Line drawings are for illustration purposes only.

Filler panel sizes shown in diagrams are given as a guide and may need adjusting based on the size of your appliances.

Your guide to...

base & larder cabinets








Caraway base cabinets

Our base cabinets come in two heights and a wide range of widths. There are two corner options (blind or L-shaped) which are compatible with standard, deep and internal drawers.




All our Caraway base cabinets (30cm and above) come with a metal front bar support across the front and an adjustable back rail – this is to help when installing sinks, hobs and worktops.


Standard base cabinets

Description/size	Colour/finish	€	Can also be used as		
			Multi drawer cabinet	Sink Cabinet	Corner Cabinet
 15cm Base cabinet W15 x D57 x H87cm	White 3663602637394	€27	-	-	-
 30cm Base cabinet W30 x D57 x H87cm	White 3663602637417	€29	-	-	-
 40cm Base cabinet W40 x D57 x H87cm	White 3663602637424	€32	Yes	-	-
 50cm Base cabinet W50 x D57 x H87cm	White 3663602637448	€35	Yes	Yes	-
 60cm Base cabinet W60 x D57 x H87cm	White 3663602637455	€37	Yes	Yes	-
 80cm Base cabinet W80 x D57 x H87cm	White 3663602637462	€45	Yes	Yes	Yes
 100cm Base cabinet W100 x D57 x H87cm	White 3663602637479	€53	Yes	Yes	Yes

Built-under oven housing

Description/size	Colour/finish	€	Can also be used as sink drawer
 60cm Oven housing cabinet W60 x D57 x H87cm	White 3663602637554	€37	-

Belfast sink cabinet

Description/size	Colour/finish	€	Can also be used as sink drawer
 60cm Belfast sink cabinet W60 x D57 x H63.5cm	White 3663602637547*	€37	Yes

Corner base cabinets

Description/size	Colour/finish	€	Can also be used as corner
 93 cm Corner base cabinet W93 x D93 x H87cm	White 3663602637486	€91	Yes
 Blanking panel for 100cm, 80cm base and 60cm wall cabinet when used in a blind corner	White 3663602637561*	€13	-

Oven heat deflector kits

Heat deflecting strips that protect adjacent doors from radiated heat from cooking appliances.

Description/size	Colour/finish	€
 Cicely Built-under to fit oven housing and single oven with 60cm aperture	Silver 3663602643548	€23
 Cicely Double oven to fit tall housing with 90cm aperture	Silver 3663602643555*	€24

Half height drawer base cabinets

Description/size	Colour/finish	€
 40cm Drawer base cabinet half height W40 x D57 x H51cm	White 3663602638001*	€27
 50cm Drawer base cabinet half height W50 x D57 x H51cm	White 3663602638018*	€29
 60cm Drawer base cabinet half height W60 x D57 x H51cm	White 3663602638025*	€32

*Home delivery only.

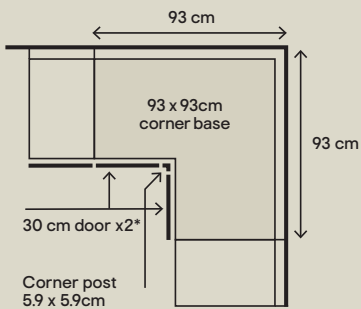
All fixtures including hinges, doors, end panels and handles need to be purchased separately.

Selected products are available for home delivery only to selected locations. Restrictions apply. Free delivery on orders over €75.

All other products available in selected stores, see in store. For delivery charges see page 147.

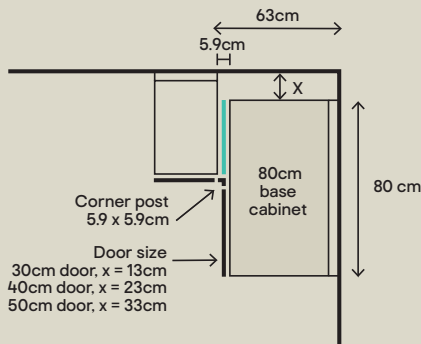
Base corner cabinets

L-shaped corner

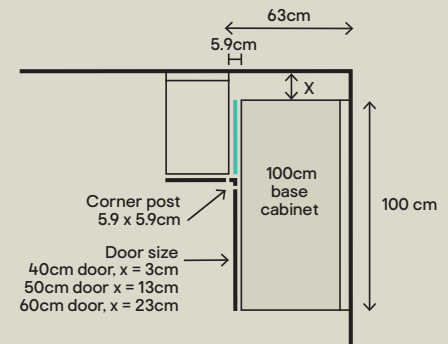


* These cabinets require wide angle hinges to allow full opening

Blind corner – 80cm



Blind corner – 100cm



Our blind corner base cabinets are adjustable to allow you to use different sized doors to offset your corner, helping you with any obstructions in the planning process.

Caraway larder and appliance housings

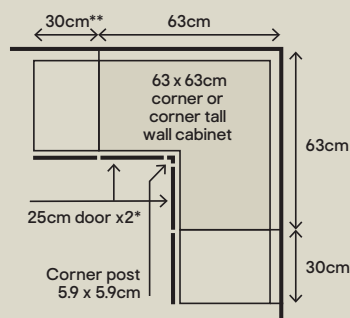
You can create larder cabinets in two heights and three widths. Combine them with internal drawers to create storage towers.

Standard & tall larder cabinets†

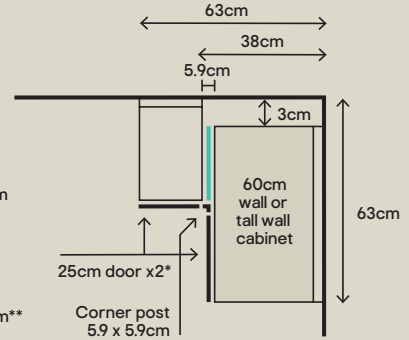
Description/size	Colour/finish	€
30cm Standard larder cabinet W30 x D57 x H216cm 3663602320906 €77	White – end panels** 3663602637882	€48
	White – shelf pack 3663602637844*	€29
30cm Tall larder cabinet W30 x D57 x H234cm 3663602320913 €83	White – end panels** 3663602637905*	€53
	White – shelf pack 3663602637844	€29
50cm Standard larder cabinet W50 x D57 x H216cm 3663602320920 €83	White – end panels** 3663602637882*	€48
	White – shelf pack 3663602637851*	€35
50cm Tall larder cabinet W50 x D57 x H234cm 3663602320937 €88	White – end panels** 3663602637905	€53
	White – shelf pack 3663602637851	€35
60cm Standard larder cabinet W60 x D57 x H216cm 3663602320944 €85	White – end panels** 3663602637882	€48
	White – shelf pack 3663602637868	€37
60cm Tall larder cabinet W60 x D57 x H234cm 3663602320951 €91	White – end panels** 3663602637882	€53
	White – shelf pack 3663602637868	€37

Wall corner cabinets

L-shaped wall corner



Blind corner wall – 60cm



* These cabinets require wide angle hinges to allow full opening
** Use a 30cm wall cabinet to align with base cabinet at 93cm


Optional blind corner blanking panel blocks the cabinet and stops things falling out

Standard & tall appliance housing††

Description/size	Colour/finish	€
60cm Appliance housing standard height W60 x D57 x H216cm	White – end panels** 3663602637882	€48
	White – shelf pack 3663602637875	€37
60cm Tall appliance housing W60 x D57 x H234cm	White – end panels** 3663602637905	€53
	White – shelf pack 3663602637875	€37

Shelf packs – what's included

For standard and tall larder cabinets



Four adjustable shelves and one fixed shelf included. Available in 30, 50 and 60cm widths.

For standard and tall appliance housings



One oven shelf, one fixed shelf and two adjustable shelves included. Available in 60cm only.

Your guide to... wall cabinets









Caraway wall and bridging cabinets

Our wall cabinets are available in three heights – 36, 72 or 90cm – and can be used as a narrow base cabinet if you add legs. This gives you the flexibility to maximise cabinetry in tight spaces. The adjustable wall hanging brackets mean they're easy to level and come in three corner options.

Wall cabinets

Depth 32cm







Comes complete with two shelves

	Description/size	Colour/finish	€	Can also be used as	
				Bi-fold	Corner
	15cm wall cabinet W15 x D32 x H72cm	White 3663602637578	€20	–	–
	25cm wall cabinet W25 x D32 x H72cm	White 3663602637585	€21	–	–
	30cm wall cabinet W30 x D32 x H72cm	White 3663602637592	€23	–	–
		Oak 3663602637929*	€25		
	40cm wall cabinet W40 x D32 x H72cm	White 3663602637608	€25	Yes	–
	50cm wall cabinet W50 x D32 x H72cm	White 3663602637622	€28	Yes	–
		Oak 3663602637936*	€31		
	60cm wall cabinet W60 x D32 x H72cm	White 3663602637639	€31	Yes	Yes
	80cm wall cabinet W80 x D32 x H72cm	White 3663602637646	€39	Yes	–
	100cm wall cabinet W100 x D32 x H72cm	White 3663602637653	€47	Yes	–

Tall wall cabinets

Depth 32cm


Comes complete with two shelves

	Description/size	Colour/finish	€	Can also be used as	
				Bi-fold	Corner
	15cm wall cabinet W15 x D32 x H90cm	White 3663602637684*	€28	–	–
	25cm wall cabinet W25 x D32 x H90cm	White 3663602637691*	€29	–	–
	30cm wall cabinet W30 x D32 x H90cm	White 3663602637707*	€31	–	–
		Oak effect 3663602637943*	€33		
	40cm wall cabinet W40 x D32 x H90cm	White 3663602637714*	€33	–	–
	50cm wall cabinet W50 x D32 x H90cm	White 3663602637738*	€36	–	–
		Oak effect 3663602637950*	€39		
	60cm wall cabinet W60 x D32 x H90cm	White 3663602637745*	€29	Yes	Yes

Tall corner wall cabinets

	Description/size	Colour/finish	€	Can also be used as	
				Bi-fold	Corner
	63cm tall corner wall W63 x D63 x H90cm	White 3663602637776	€77	–	Yes

Corner wall cabinets

	Description/size	Colour/finish	€	Can also be used as	
				Bi-fold	Corner
	63cm corner wall W63 x D63 x H72cm	White 3663602637660	€61	–	Yes

See page 5 for further details on corner cabinets.

*Home delivery only.

Selected products are available for home delivery only to selected locations.

Restrictions apply. Free delivery on orders over €75. All other products available in selected stores, see in store. For delivery charges see page 147.



Glass shelves for wall cabinets

Cicely clear glass cabinet shelves with retaining shelf supports – twin pack.



Cicely
30cm cabinet shelf
3663602643432

€9



Cicely
40cm cabinet shelf
3663602643449* €11
Cicely
50cm cabinet shelf
3663602643456 €12
Cicely
60cm cabinet shelf
3663602643463* €13

Cicely
80cm cabinet shelf
3663602643470* €16
Cicely
100cm cabinet shelf
3663602643487* €16




Bridging cabinets

Description/size	Colour/finish	External dimensions w x d x h (cm)	€
 40cm Wall bridging	White 3663602637790*	40 x 32 x 36	€20
 50cm Wall bridging	White 3663602637806*	50 x 32 x 36	€23
 60cm Wall bridging	White 3663602637813	60 x 32 x 36	€25
 80cm Wall bridging	White 3663602637820*	80 x 32 x 36	€33
 100cm Wall bridging	White 3663602637837*	100 x 32 x 36	€41


Open cabinets

Description/size	Colour/finish	External dimensions w x d x h (cm)	€
Wine racks			
 Caraway 15cm wide wine rack	Matt white 3663602638032*	15 x 32 x 72	€48
	Light grey oak effect 3663602638216*		€53
	Light oak effect 3663602638308*		€53
 Caraway 15cm wide tall wine rack	Matt white 3663602638049*	15 x 32 x 90	€53
	Light grey oak effect 3663602638223*		€59
	Light oak effect 3663602638315*		€59

Bridging wall cabinets

 Caraway 40cm wide open bridging wall cabinet	Matt white 3663602638063*	40 x 34 x 36	€32
	Light grey oak effect 3663602638247*		€37
	Light oak effect 3663602638339*		€37
 Caraway 50cm wide open bridging wall cabinet	Matt white 3663602638070*	50 x 34 x 36	€35
	Light grey oak effect 3663602638254*		€40
	Light oak effect 3663602638346*		€40
 Caraway 60cm wide open bridging wall cabinet	Matt white 3663602638087*	60 x 34 x 36	€37
	Light grey oak effect 3663602638261*		€43
	Light oak effect 3663602638353*		€43

Open cabinet colour options



Matt white Grey oak effect Light oak effect

Your guide to... drawers



Soto drawers

From soft-close deep drawers to hidden styles that sit beneath your oven, we've got a range of designs to neatly store your kitchen essentials.

Standard drawers

Complete with soft close and comes in a range of widths. Fully extends for easy access.

	30cm wide	Anthracite 3663602479130	€29
	40cm wide	Anthracite 3663602479147	€31
	50cm wide	Anthracite 3663602479154	€32
	60cm wide	Anthracite 3663602479161	€33
	80cm wide	Anthracite 3663602479178*	€39
	100cm wide	Anthracite 3663602479185*	€44


Internal drawer fascias

Add fascias to convert standard drawers into internal drawers.

	30cm wide	Anthracite 3663602479192*	€11
	40cm wide	Anthracite 3663602479208*	€12
	50cm wide	Anthracite 3663602479215	€13
	60cm wide	Anthracite 3663602479222	€15
	80cm wide	Anthracite 3663602479239*	€16
	100cm wide	Anthracite 3663602479246*	€17


Oven housing drawer

Use with your filler panel to convert unused space into a drawer ideal for storing baking trays.

	60cm wide sansho built-under oven housing drawer	Anthracite 3663602479376	€28
---	--	-----------------------------	-----


Under sink drawer


Suitable for 60cm, 80cm and 100cm base cabinets. Designed to fit around pipework and sink bowls. Not suitable for Alpinia or Verbena door ranges.

	Premium under sink drawer with soft close	Anthracite 3663602479352*	€40
---	--	------------------------------	-----


Upgrades, dividers & accessories


Add these accessories to make the most out of your drawers.

	Universal standard drawer soft close upgrade	3838682406271	€4
---	--	---------------	----

	Drawer push to open upgrade runners, converts standard or deep drawers to push to open***	3663602479338	€13
---	--	---------------	-----

	Internal drawer pull	3663602479345*	€4
---	----------------------	----------------	----

	Plinth drawer brackets**	3663602479369	€13
---	-----------------------------	---------------	-----

	Pan drawer dividers for Soto deep drawers	Anthracite 3663602479383	€11
---	---	-----------------------------	-----

Deep drawers

Complete with soft close as standard in a range of widths. Extends fully for easy access.

	40cm wide	Anthracite 3663602479253*	€37
	50cm wide	Anthracite 3663602479260	€39
	60cm wide	Anthracite 3663602479277	€40
	80cm wide	Anthracite 3663602479284*	€45
	100cm wide	Anthracite 3663602479291*	€51

Internal deep drawer fascias

Add fascias to convert deep drawers into internal drawers. Not available in 80cm or 100cm wide drawers.

	40cm wide	Anthracite 3663602479307*	€28
	50cm wide	Anthracite 3663602479314	€29
	60cm wide	Anthracite 3663602479321	€31

Choosing your... drawer configurations

Here is the range of drawer combinations you can choose from.

Drawer space key

Front views



Side views – drawer types



Internal
standard
drawer



Internal
deep
drawer



Deep
drawer



Standard
drawer

A – base cabinet with full door and internal drawer configuration options

Cabinet width	15cm	30cm	40cm	50cm	60cm
15cm	Yes	-	-	-	-
30cm	Yes	Yes	-	-	-
40cm	Yes	Yes	Yes	Yes	Yes
50cm	Yes	Yes	Yes	Yes	Yes
60cm	Yes	Yes	Yes	Yes	Yes

Cabinet width	80cm	100cm
80cm	Yes	Yes
100cm	Yes	Yes

B – base cabinet with drawer line door and internal drawer configuration options

Cabinet width	15cm	30cm	40cm	50cm	60cm
15cm	-	-	-	-	-
30cm	Yes	Yes	-	-	-
40cm	Yes	Yes	Yes	Yes	Yes
50cm	Yes	Yes	Yes	Yes	Yes
60cm	Yes	Yes	Yes	Yes	Yes

Cabinet width	80cm	100cm
80cm	Yes	Yes
100cm	Yes	Yes

C – base cabinet with 2 drawer and internal drawer configuration options

Cabinet width	15cm	30cm	40cm	50cm	60cm	80cm	100cm
15cm	-	-	-	-	-	-	-
30cm	-	-	-	-	-	-	-
40cm	Yes	Yes	Yes	Yes	Yes	Yes	Yes
50cm	Yes	Yes	Yes	Yes	Yes	Yes	Yes
60cm	Yes	Yes	Yes	Yes	Yes	Yes	Yes
80cm	Yes	Yes	Yes	Yes	Yes	Yes	Yes
100cm	Yes	Yes	Yes	Yes	Yes	Yes	Yes

D – base cabinet with 3 drawers

Cabinet width	15cm	30cm	40cm	50cm	60cm	80cm	100cm
15cm	-	-	-	-	-	-	-
30cm	-	-	-	-	-	-	-
40cm	-	-	-	-	-	-	-
50cm	Yes	Yes	Yes	Yes	Yes	Yes	Yes
60cm	Yes	Yes	Yes	Yes	Yes	Yes	Yes
80cm	Yes	Yes	Yes	Yes	Yes	Yes	Yes
100cm	-	-	-	-	-	-	-

E – base cabinet with 4 drawers

Cabinet width	15cm	30cm	40cm	50cm	60cm
15cm	-	-	-	-	-
30cm	-	-	-	-	-
40cm	Yes	Yes	Yes	Yes	Yes
50cm	Yes	Yes	Yes	Yes	Yes
60cm	-	-	-	-	-



Garcinia

Matt stone integrated handle shaker

Matt stone

- **Pressed door technology**

The foil is applied to the surface and on all four sides at the same time by being pressed onto the panel. The back of the door is finished in a melamine foil.

- **2cm door thickness**
- **Matt finish**
- **Covered in a material made from recycled plastic bottles.**

White and anthracite

- **Post-formed door technology**

The foil is applied on the front surface of the panel and on two parallel vertical sides. The panel is then cut and the two raw parallel sides (left and right) are edge-banded. The back of the door is finished in a melamine foil.

- **1.9cm door thickness**
- **Gloss finish**



Matt stone integrated handle

€2458
(8 unit price)



Gloss anthracite integrated handle

€1721
(8 unit price)



Gloss white integrated handle

€1721
(8 unit price)



Gloss light grey integrated handle

€1721
(8 unit price)

Garcinia doors are not reversible and therefore have hinge holes on both sides of the doors. We recommend that you purchase hinge hole cover caps with your kitchen.

GoodHome 8-unit example: 1 x 60cm larder cabinet shelf pack, 2 x 50cm base cabinet, 1 x 100cm base cabinet, 1 x 60cm oven housing base cabinet, 2 x 50cm wall cabinet, 1 x 100cm wall cabinet. **Also included:** 3 x 50cm premium drawer with soft close, 1 x standard larder/appliance end panel (pack of 2), 4 x cornice/pelmet, 2 x plinth, 3 x standard wall end panel, 1 x replacement right hand multi drawer base end panel, 2 x 60cm 50/50 larder door, 7 x 50cm highline door, 1 x 50cm 3 drawer door, 1 x 60cm appliance door, 9 x soft close clip-on 110 degree hinge, 1 x 3.8cm kabsa travertine laminate worktop (300cm), 1 x 3.8cm worktop end cap. Excludes appliances, sinks and taps.

Doors		Matt stone integrated handle*	Gloss anthracite integrated handle*	Gloss white integrated handle	Gloss light grey integrated handle*
Width (cm)	Height (cm)				
Highline door					
15cm	71.5	3663602473015 €98	3663602651901 €64	3663602650867 €64	5059340089126 €64
25cm	71.5	3663602473022 €100	3663602651918 €65	3663602650874 €65	5059340089133 €65
30cm	71.5	3663602473039 €101	3663602651925 €67	3663602650881 €67	5059340089140 €67
40cm	71.5	3663602473046 €102	3663602651932 €68	3663602650898 €68	5059340089157 €68
50cm	71.5	3663602473053 €104	3663602651956 €69	3663602650911 €69	5059340089164 €69
60cm (can be used as an integrated appliance door)	71.5	3663602473060 €105	3663602651963 €71	3663602650928 €71	5059340089171 €71
Glazed door					
30cm	71.5	3663602473176 €134	3663602652106 €100	3663602651062 €100	5059340089287 €100
50cm	71.5	3663602473183 €137	3663602652113 €102	3663602651079 €102	5059340089294 €102
Drawerline door					
30cm	1 x 15.6 + 1 x 55.7	3663602473077 €106	3663602651970 €72	3663602650935 €72	5059340089188 €72
40cm	1 x 15.6 + 1 x 55.7	3663602473084 €108	3663602651987 €73	3663602650942 €73	5059340089195 €73
50cm	1 x 15.6 + 1 x 55.7	3663602473091 €109	3663602651994 €75	3663602650959 €75	5059340089201 €75
60cm	1 x 15.6 + 1 x 55.7	3663602473107 €110	3663602652007 €76	3663602650966 €76	5059340089218 €76
Single drawer front (for 2 drawer/bi-fold bottom door/bridging door configurations)					
40cm	1 x 35.6	3663602473213 €56	3663602652144 €39	3663602651109 €39	5059340089607 €39
50cm	1 x 35.6	3663602473220 €57	3663602652151 €40	3663602651116 €40	5059340089614 €40
60cm	1 x 35.6	3663602473237 €59	3663602652168 €41	3663602651123 €41	5059340089621 €41
80cm	1 x 35.6	3663602473244 €61	3663602652175 €44	3663602651130 €44	5059340089638 €44
100cm	1 x 35.6	3663602473251 €64	3663602652182 €47	3663602651147 €47	5059340089645 €47
Bi-fold top door with no integrated handle					
40cm	1 x 35.6		3663602548072 €39	3663602547976 €39	5059340089324 €39
50cm	1 x 35.6		3663602548089 €40	3663602547983 €40	5059340089331 €40
60cm	1 x 35.6		3663602548096 €41	3663602547990 €41	5059340089348 €41
80cm	1 x 35.6		3663602548102 €44	3663602548003 €44	5059340089355 €44
100cm	1 x 35.6		3663602548119 €47	3663602548010 €47	5059340089362 €47
Drawer front packs – 3 drawer and 4 drawer					
3 drawer 50cm	1 x 15.6 + 2 x 27.7	3663602473268 €110	3663602652199 €76	3663602651154 €76	5059340089379 €76
3 drawer 60cm	1 x 15.6 + 2 x 27.7	3663602473275 €112	3663602652205 €77	3663602651161 €77	5059340089386 €77
3 drawer 80cm	1 x 15.6 + 2 x 27.7	3663602473282 €114	3663602652212 €80	3663602651178 €80	5059340089393 €80
4 drawer 40cm	3 x 15.6 + 1 x 24.1	3663602473299 €114	3663602652229 €80	3663602651185 €80	5059340089409 €80
4 drawer 50cm	3 x 15.6 + 1 x 24.1	3663602473305 €116	3663602652236 €81	3663602651192 €81	5059340089416 €81
Larder door					
50/50 larder door 60cm (buy 2)	100.1	3663602473312 €104	3663602652243 €71	3663602651208 €71	5059340089423 €71
70/30 larder door 30cm (combine with highline)	128.7	3663602473329 €112	3663602652250 €73	3663602651215 €73	5059340089430 €73
70/30 larder door 50cm (combine with highline)	128.7	3663602473336 €114	3663602652267 €76	3663602651222 €76	5059340089447 €76
70/30 larder door 60cm (combine with highline)	128.7	3663602473343 €116	3663602652274 €77	3663602651239 €77	5059340089454 €77
Appliance door					
60cm (can be used as a belfast sink door)	45.3	3663602473350 €101	3663602652281 €67	3663602651246 €67	5059340089461 €67
60cm	54.3	3663602473381 €102	3663602652311 €68	3663602651277 €68	5059340089478 €68
60cm	62.6	3663602473367 €104	3663602652298 €69	3663602651253 €69	5059340089485 €69
60cm	68.7	3663602473374 €109	3663602652304 €71	3663602651260 €71	5059340089492 €71
Appliance filler panel					
60cm	5.8	3663602473404 €49	3663602652335 €32	3663602651291 €32	5059340089515 €32
60cm	11.5	3663602473398 €51	3663602652328 €33	3663602651284 €33	5059340089508 €33
Tall wall door					
15cm	89.5	3663602473114 €104	3663602652014 €69	3663602650973 €69	5059340089225 €69
25cm	89.5	3663602473121 €105	3663602652021 €71	3663602650980 €71	5059340089232 €71
30cm	89.5	3663602473138 €106	3663602652038 €72	3663602650997 €72	5059340089249 €72
40cm	89.5	3663602473145 €108	3663602652045 €73	3663602651000 €73	5059340089256 €73
50cm	89.5	3663602473152 €109	3663602652069 €75	3663602651024 €75	5059340089263 €75
60cm	89.5	3663602473169 €110	3663602652076 €76	3663602651031 €76	5059340089270 €76
Tall glazed door					
30cm	89.5	3663602473190 €148	3663602652120 €113	3663602651086 €113	5059340089300 €113
50cm	89.5	3663602473206 €150	3663602652137 €116	3663602651093 €116	5059340089317 €116
Tall larder door					
50/50 larder door 60cm (combine with 100.1cm)	118.1	3663602473435 €114	3663602652366 €76	3663602651321 €76	5059340089546 €76
70/30 larder door 30cm (combine with highline)	146.7	3663602473466 €114	3663602652397† €76	3663602651352† €76	5059340089577 €76
70/30 larder door 50cm (combine with highline)	146.7	3663602473473 €117	3663602652403† €79	3663602651369† €79	5059340089584 €79
70/30 larder door 60cm (combine with highline)	146.7	3663602473480 €118	3663602652410† €80	3663602651376† €80	5059340089591 €80
Tall appliance door					
60cm	63.3	3663602473442 €104	3663602652373 €69	3663602651338 €69	5059340089553 €69
60cm	72.3	3663602473459 €106	3663602652380 €72	3663602651345 €72	5059340089560 €72
60cm	80.6	3663602473428 €108	3663602652359 €73	3663602651314 €73	5059340089522 €73
60cm	86.7	3663602473411 €109	3663602652342 €75	3663602651307 €75	5059340089539 €75

End panels & accessories		W x H (cm)			
Clad on end panels – 1.8cm thick***					
Wall end panel	36 x 96	3663602471974 €117	3663602640820 €55	3663602640226 €55	5059340090450 €55
Appliance larder end panel	61 x 240	3663602471981 €164	3663602640837 €99	3663602640233 €99	5059340090467 €99
Base end panel	61 x 90	3663602471998 €121	3663602640844 €59	3663602640240 €59	5059340090474 €59
Replacement end panels – 1.8cm thick					
Standard wall end panel	32 x 72	3663602480754 €101	3663602640752 €40	3663602640158 €40	5059340090399 €40
Tall wall end panel	32 x 90	3663602480761 €106	3663602640769 €45	3663602640165 €45	5059340090405 €45
Standard larder/appliance end panel**	57 x 201	3663602480785 €134	3663602640790 €72	3663602640196 €72	5059340090429 €72
Tall larder/appliance end panel**	57 x 219	3663602480792 €142	3663602640806 €77	3663602640202 €77	5059340090436 €77
LH multi drawer/base end panel	57 x 72	3663602480808 €106	3663602553229 €45	3663602553199 €45	5059340090559 €45
RH multi drawer/base end panel	57 x 72	3663602480815 €106	3663602553441 €45	3663602553410 €45	5059340090566 €45
Kitchen panels					
End support /base end	59 x 87	3663602471967 €110	3663602640813 €48	3663602640219 €48	5059340090443 €48
Breakfast bar	200 x 89	3663602472063 €186	3663602640929 €160	3663602640325 €160	5059340090528 €160
Cornice & pelmets – 1.8cm thick					
Cornice/pelmet	240 x 3.5	3663602472018 €40	3663602640868 €29	3663602640264 €29	5059340090498 €29
Plinths					
Plinth	240 x 15 x 1.6	3663602472001 €40	3663602640851 €29	3663602640257 €29	5059340090481 €29
Posts					
Standard corner post	5.9 x 5.9 x 71.5	3663602472025 €35	3663602642251 €35	3663602642213 €35	5059340090535 €35
Tall wall corner post	5.9 x 5.9 x 89.5	3663602472032 €37	3663602642268 €37	3663602642220 €37	5059340090542 €37
Other					
Colour matched iron-on edging	1.9 x 1000	3663602472056 €19	3663602484998 €9	3663602484974 €9	5059340090511 €9

†Handle profile differs from rest of range.

Home delivery only. *Prices for end panels includes two end panels and a back panel (for standard larder / appliance end panel or tall larder / appliance end panel).

***All clad ons are made oversized so that they can be trimmed and scribed to the wall to allow them to fit neatly against any uneven walls for a perfect fit.

Glass door and drawerline door images for this range are shown on page 142. **Selected products are available for home delivery only to selected locations.**

Restrictions apply. Free delivery on orders over €75. All other products available in selected stores, see in store. For delivery charges see page 147.



Alisma*


High gloss grey slab

The glossiest range in our collection, our Alisma design is lacquered to reflect light and adds a glass-like finish.

- **Lacquered door technology**

Lacquer is applied to the door panel to create the depth, consistency and brilliance of colour. It is also a more durable finish compared to other door technologies. The back of the door is finished in a melamine foil.

- **1.8cm door thickness**
- **High gloss finish.**



**High gloss
white slab**

€2584

(8 unit price)



**High gloss
grey slab**

€2584

(8 unit price)

GoodHome 8-unit example: 1 x 60cm larder cabinet shelf pack, 2 x 50cm base cabinet, 1 x 100cm base cabinet, 1 x 60cm oven housing base cabinet, 2 x 50cm wall cabinet, 1 x 100cm wall cabinet. **Also included:** 3 x 50cm premium drawer with soft close, 1 x standard larder/appliance end panel (pack of 2), 4 x cornice/pelmet, 2 x plinth, 3 x standard wall end panel, 1 x replacement right hand multi drawer base end panel, 2 x 60cm 50/50 larder door, 7 x 50cm highline door, 1 x 50cm 3 drawer door, 1 x 60cm appliance door, 6 x gen brushed nickel effect d-handle, 9 x soft close clip-on 110 degree hinge, 1 x 3.8cm kabsa travertine laminate worktop (300cm), 1 x 3.8cm worktop end cap. Excludes appliances, sinks and taps.



Doors

Width (cm)	Height (cm)
Highline door	
15cm	71.5
25cm	71.5
30cm	71.5
40cm	71.5
50cm	71.5
60cm (can be used as an integrated appliance door)	71.5
Glazed door	
30cm	71.5
50cm	71.5
Drawerline door	
30cm	1 x 15.6 + 1 x 55.7
40cm	1 x 15.6 + 1 x 55.7
50cm	1 x 15.6 + 1 x 55.7
60cm	1 x 15.6 + 1 x 55.7
Single drawer front (for 2 drawer/bi-fold/bridging door configurations)	
40cm	1 x 35.6
50cm	1 x 35.6
60cm	1 x 35.6
80cm	1 x 35.6
100cm	1 x 35.6
Drawer front packs – 3 drawer and 4 drawer	
3 drawer 50cm	1 x 15.6 + 2 x 27.7
3 drawer 60cm	1 x 15.6 + 2 x 27.7
3 drawer 80cm	1 x 15.6 + 2 x 27.7
4 drawer 40cm	3 x 15.6 + 1 x 24.1
4 drawer 50cm	3 x 15.6 + 1 x 24.1
Larder door	
50/50 larder door 60cm (buy 2)	100.1
70/30 larder door 30cm (combine with highline)	128.7
70/30 larder door 50cm (combine with highline)	128.7
70/30 larder door 60cm (combine with highline)	128.7
Appliance door	
60cm (can be used as a Belfast sink door)	45.3
60cm	54.3
60cm	62.6
60cm	68.7
Appliance filler panel	
60cm	5.8
60cm	11.5
Tall wall door	
15cm	89.5
25cm	89.5
30cm	89.5
40cm	89.5
50cm	89.5
60cm	89.5
Tall glazed door	
30cm	89.5
50cm	89.5
Tall larder door	
50/50 larder door 60cm (combine with 100.1cm)	118.1
70/30 larder door 30cm (combine with highline)	146.7
70/30 larder door 50cm (combine with highline)	146.7
70/30 larder door 60cm (combine with highline)	146.7
Tall appliance door	
60cm	63.3
60cm	72.3
60cm	80.6
60cm	86.7

High gloss white slab

3663602652427	€100
3663602652434	€101
3663602652441	€102
3663602652458	€104
3663602652472	€105
3663602652489	€106
3663602652625	€136
3663602652632	€138
3663602652496	€108
3663602652502	€109
3663602652519	€110
3663602652526	€112
3663602652663	€57
3663602652670	€59
3663602652687	€60
3663602652694	€63
3663602652700	€65
3663602652717	€112
3663602652724	€113
3663602652731	€116
3663602652748	€116
3663602652755	€117
3663602652762	€105
3663602652779	€113
3663602652786	€116
3663602652793	€117
3663602652809	€102
3663602652830	€104
3663602652816	€105
3663602652823	€106
3663602652854	€52
3663602652847	€53
3663602652533	€105
3663602652540	€106
3663602652557	€108
3663602652564	€109
3663602652588	€110
3663602652595	€112
3663602652649	€149
3663602652656	€152
3663602652885	€113
3663602652915	€121
3663602652922	€124
3663602652939	€125
3663602652892	€105
3663602652908	€108
3663602652878	€109
3663602652861	€110

High gloss grey slab

3663602652946	€100
3663602652953	€101
3663602652960	€102
3663602652977	€104
3663602652991	€105
3663602653004	€106
3663602653141	€136
3663602653158	€138
3663602653011	€108
3663602653028	€109
3663602653035	€110
3663602653042	€112
3663602653189	€57
3663602653196	€59
3663602653202	€60
3663602653219	€63
3663602653226	€65
3663602653233	€112
3663602653240	€113
3663602653257	€116
3663602653264	€116
3663602653271	€117
3663602653288	€105
3663602653295	€113
3663602653301	€116
3663602653318	€117
3663602653325	€102
3663602653356	€104
3663602653352	€105
3663602653349	€106
3663602653370	€52
3663602653363	€53
3663602653059	€105
3663602653066	€106
3663602653073	€108
3663602653080	€109
3663602653103	€110
3663602653110	€112
3663602653165	€149
3663602653172	€152
3663602653400	€113
3663602653431	€121
3663602653448	€124
3663602653455	€125
3663602653417	€105
3663602653424	€108
3663602653394	€109
3663602653387	€110

End panels & accessories

	W x H (cm)		
Clad on end panels – 1.8cm thick***			
Wall end panel	36 x 96	3663602641223	€118
Appliance larder end panel	61 x 240	3663602641230	€164
Base end panel	61 x 90	3663602641247	€122
Replacement end panels – 1.8cm thick			
Standard wall end panel	32 x 72	3663602641155	€102
Tall wall end panel	32 x 90	3663602641162	€108
Standard larder/appliance end panel**	57 x 201	3663602641193	€134
Tall larder/appliance end panel**	57 x 219	3663602641209	€142
LH multi drawer/base end panel	57 x 72	3663602553243	€108
RH multi drawer/base end panel	57 x 72	3663602553465	€108
Kitchen panels – 1.8cm thick			
End support /base end	59 x 87	3663602641216	€112
Breakfast bar	200 x 89	3663602641322	€186
Cornice & pelmets			
Cornice/pelmet	240 x 3.5	3663602641261	€53
Plinths			
Plinth	240 x 15 x 1.6	3663602641254	€53
Posts			
Standard corner post	5.9 x 5.9 x 71.5	3663602641278	€37
Tall wall corner post	5.9 x 5.9 x 89.5	3663602641285	€40
Other			
Colour matched iron-on edging	19 x 1000	3663602485018	€19

*Home delivery only. **Prices for end panels includes two end panels and a back panel (for standard larder / appliance end panel or tall larder / appliance end panel).

***All clad ons are made oversized so that they can be trimmed and scribed to the wall to allow them to fit neatly against any uneven walls for a perfect fit.

Glass door and drawerline door images for this range are shown on page 142. **Selected products are available for home delivery only to selected locations.**

Restrictions apply. Free delivery on orders over €75. All other products available in selected stores, see in store. For delivery charges see page 147.



Pasilla*


Matt white thin frame slab

Our Pasilla range has a slimmed-down thin profile with unique frame detailing, perfect for modern kitchens.

- **Pressed door technology**

The foil is applied to the surface and on all four sides at the same time by being pressed onto the panel. The back of the door is finished in a melamine foil.


- 2cm door thickness
- Matt finish
- Covered in a material made from recycled plastic bottles.



**Matt white
thin frame slab**

€1724

(8 unit price)



**Matt carbon
thin frame slab**

€1724

(8 unit price)

GoodHome 8-unit example: 1 x 60cm larder cabinet shelf pack, 2 x 50cm base cabinet, 1 x 100cm base cabinet, 1 x 60cm oven housing base cabinet, 2 x 50cm wall cabinet, 1 x 100cm wall cabinet. **Also included:** 3 x 50cm premium drawer with soft close, 1 x standard larder/appliance end panel (pack of 2), 4 x cornice/pelmet, 2 x plinth, 3 x standard wall end panel, 1 x replacement right hand multi drawer base end panel, 2 x 60cm 50/50 larder door, 7 x 50cm highline door, 1 x 50cm 3 drawer door, 1 x 60cm appliance door, 6 x gen brushed nickel effect d-handle, 9 x soft close clip-on 110 degree hinge, 1 x 3.8cm kabsa travertine laminate worktop (300cm), 1 x 3.8cm worktop end cap. Excludes appliances, sinks and taps.



Doors

Width (cm)	Height (cm)
Highline door	
15cm	71.5
25cm	71.5
30cm	71.5
40cm	71.5
50cm	71.5
60cm (can be used as an integrated appliance door)	71.5
Glazed door	
30cm	71.5
50cm	71.5
Drawerline door	
30cm	1 x 15.6 + 1 x 55.7
40cm	1 x 15.6 + 1 x 55.7
50cm	1 x 15.6 + 1 x 55.7
60cm	1 x 15.6 + 1 x 55.7
Single drawer front (for 2 drawer/bi-fold/bridging door configurations)	
40cm	1 x 35.6
50cm	1 x 35.6
60cm	1 x 35.6
80cm	1 x 35.6
100cm	1 x 35.6
Drawer front packs – 3 drawer and 4 drawer	
3 drawer 50cm	1 x 15.6 + 2 x 27.7
3 drawer 60cm	1 x 15.6 + 2 x 27.7
3 drawer 80cm	1 x 15.6 + 2 x 27.7
4 drawer 40cm	3 x 15.6 + 1 x 24.1
4 drawer 50cm	3 x 15.6 + 1 x 24.1
Larder door	
50/50 larder door 60cm (buy 2)	100.1
70/30 larder door 30cm (combine with highline)	128.7
70/30 larder door 50cm (combine with highline)	128.7
70/30 larder door 60cm (combine with highline)	128.7
Appliance door	
60cm (can be used as a Belfast sink door)	45.3
60cm	54.3
60cm	62.6
60cm	68.7
Appliance filler panel	
60cm	5.8
60cm	11.5
Tall wall door	
15cm	89.5
25cm	89.5
30cm	89.5
40cm	89.5
50cm	89.5
60cm	89.5
Tall glazed door	
30cm	89.5
50cm	89.5
Tall larder door	
50/50 larder door 60cm (combine with 100.1cm)	118.1
70/30 larder door 30cm (combine with highline)	146.7
70/30 larder door 50cm (combine with highline)	146.7
70/30 larder door 60cm (combine with highline)	146.7
Tall appliance door	
60cm	63.3
60cm	72.3
60cm	80.6
60cm	86.7

End panels & accessories

End panels & accessories		W x H (cm)
Clad on end panels – 1.8cm thick***		
Wall end panel		36 x 96
Appliance/larder end panel		61 x 240
Base end panel		61 x 90
Replacement end panels – 1.8cm thick		
Standard wall end panel		32 x 72
Tall wall end panel		32 x 90
Standard larder/appliance end panel**		57 x 201
Tall larder/appliance end panel**		57 x 219
LH multi drawer/base end panel		57 x 72
RH multi drawer/base end panel		57 x 72
Kitchen panels – 1.8cm thick		
End support /base end		59 x 87
Breakfast bar		200 x 89
Cornice & pelmets		
Cornice/pelmet		240 x 3.5
Plinths		
Plinth		240 x 15 x 1.6
Posts		
Standard corner post		5.9 x 5.9 x 71.5
Tall wall corner post		5.9 x 5.9 x 89.5
Other		
Colour matched iron-on edging		19 x 1000

Matt white thin frame slab

3663602473497	€52
3663602473503	€53
3663602473510	€55
3663602473527	€56
3663602473534	€57
3663602473541	€59
3663602473657	€88
3663602473664	€91
3663602473558	€60
3663602473565	€61
3663602473572	€63
3663602473589	€64
3663602473695	€31
3663602473701	€32
3663602473718	€33
3663602473725	€36
3663602473732	€39
3663602473749	€63
3663602473756	€64
3663602473763	€67
3663602473770	€67
3663602473787	€68
3663602473794	€59
3663602473800	€67
3663602473817	€69
3663602473824	€71
3663602473831	€55
3663602473862	€56
3663602473848	€57
3663602473855	€59
3663602473886	€27
3663602473879	€28
3663602473596	€57
3663602473602	€59
3663602473619	€60
3663602473626	€61
3663602473633	€63
3663602473640	€64
3663602473671	€101
3663602473688	€104
3663602473916	€69
3663602473947	€69
3663602473954	€72
3663602473961	€73
3663602473923	€57
3663602473930	€60
3663602473909	€61
3663602473893	€63
3663602472087	€71
3663602472094	€114
3663602472100	€75
3663602480822	€56
3663602480839	€61
3663602480853	€88
3663602480860	€93
3663602480877	€60
3663602480884	€60
3663602472070	€64
3663602472179	€160
3663602472124	€32
3663602472117	€32
3663602472131	€29
3663602472148	€32
3663602472162	€9
3663602473978	€52
3663602473985	€53
3663602473992	€55
3663602474005	€56
3663602474012	€57
3663602474029	€59
3663602474135	€88
3663602474142	€91
3663602474036	€60
3663602474043	€61
3663602474050	€63
3663602474067	€64
3663602474173	€31
3663602474180	€32
3663602474197	€33
3663602474203	€36
3663602474210	€39
3663602474227	€63
3663602474234	€64
3663602474241	€67
3663602474258	€67
3663602474265	€68
3663602474272	€59
3663602474289	€67
3663602474296	€69
3663602474302	€71
3663602474319	€55
3663602474340	€56
3663602474326	€57
3663602474333	€59
3663602474364	€27
3663602474357	€28
3663602474074	€57
3663602474081	€59
3663602474098	€60
3663602474104	€61
3663602474111	€63
3663602474128	€64
3663602474159	€101
3663602474166	€104
3663602474395	€69
3663602474425	€69
3663602474432	€72
3663602474449	€73
3663602474401	€57
3663602474418	€60
3663602474388	€61
3663602474371	€63

Matt carbon thin frame slab

3663602472193	€71
3663602472209	€114
3663602472216	€75
3663602480891	€56
3663602480907	€61
3663602480921	€88
3663602480938	€93
3663602480945	€60
3663602480952	€60
3663602472186	€64
3663602472285	€160
3663602472230	€32
3663602472223	€32
3663602472247	€29
3663602472254	€32
3663602472278	€9

*Home delivery only. **Prices for end panels includes two end panels and a back panel (for standard larder / appliance end panel or tall larder / appliance end panel).

***All clad ons are made oversized so that they can be trimmed and scribed to the wall to allow them to fit neatly against any uneven walls for a perfect fit.

Glass door and drawerline door images for this range are shown on page 142. Selected products are available for home delivery only to selected locations.

Restrictions apply. Free delivery on orders over €75. All other products available in selected stores, see in store. For delivery charges see page 147.



Stevia

Gloss cream slab

Our Stevia gloss doors will make even the smallest spaces feel a little bit larger – the finish also makes it easy to wipe away any spills or splashes.

- **Post-formed door technology**

The foil is applied on the front surface of the panel and on two parallel vertical sides. The panel is then cut and the two raw parallel sides (top and bottom) are edge-banded. The back of the door is finished in a melamine foil.

- **1.8cm door thickness**
- **Gloss finish.**



Gloss white slab

€1454


(8 unit price)



Gloss cream slab

€1454

(8 unit price)



Gloss anthracite slab

€1454

(8 unit price)

GoodHome 8-unit example: 1 x 60cm larder cabinet shelf pack, 2 x 50cm base cabinet, 1 x 100cm base cabinet, 1 x 60cm oven housing base cabinet, 2 x 50cm wall cabinet, 1 x 100cm wall cabinet.
Also included: 3 x 50cm premium drawer with soft close, 1 x standard larder/appliance end panel (pack of 2), 4 x cornice/pelmet, 2 x plinth, 3 x standard wall end panel, 1 x replacement right hand multi drawer base end panel, 2 x 60cm 50/50 larder door, 7 x 50cm highline door, 1 x 50cm 3 drawer door, 1 x 60cm appliance door, 6 x gen brushed nickel effect d-handle, 9 x soft close clip-on 110 degree hinge, 1 x 3.8cm kabsa travertine laminate worktop (300cm), 1 x 3.8cm worktop end cap. Excludes appliances, sinks and taps.



Doors

Width (cm)	Height (cm)
Highline door	
15cm	71.5
25cm	71.5
30cm	71.5
40cm	71.5
50cm	71.5
60cm (can be used as an integrated appliance door)	71.5
Glazed door	
Glass door 30cm	71.5
Glass door 50cm	71.5
Drawerline door	
30cm	1 x 15.6 + 1 x 55.7
40cm	1 x 15.6 + 1 x 55.7
50cm	1 x 15.6 + 1 x 55.7
60cm	1 x 15.6 + 1 x 55.7
Single drawer front (for 2 drawer/bi-fold/bridging door configurations)	
40cm	1 x 35.6
50cm	1 x 35.6
60cm	1 x 35.6
80cm	1 x 35.6
100cm	1 x 35.6
Drawer front packs – 3 drawer and 4 drawer	
3 drawer 50cm	1 x 15.6 + 2 x 27.7
3 drawer 60cm	1 x 15.6 + 2 x 27.7
3 drawer 80cm	1 x 15.6 + 2 x 27.7
4 drawer 40cm	3 x 15.6 + 1 x 24.1
4 drawer 50cm	3 x 15.6 + 1 x 24.1
Larder door	
50/50 larder door 60cm (buy 2)	100.1
70/30 larder door 30cm (combine with highline)	128.7
70/30 larder door 50cm (combine with highline)	128.7
70/30 larder door 60cm (combine with highline)	128.7
Appliance door	
60cm (can be used as a belfast sink door)	45.3
60cm	54.3
60cm	62.6
60cm	68.7
Appliance filler panel	
60cm	5.8
60cm	11.5
Tall wall door	
15cm	89.5
25cm	89.5
30cm	89.5
40cm	89.5
50cm	89.5
60cm	89.5
Tall glazed door	
Glass door 30cm	89.5
Glass door 50cm	89.5
Tall larder door	
50/50 larder door 60cm (combine with 100.1cm)	118.1
70/30 larder door 30cm (combine with highline)	146.7
70/30 larder door 50cm (combine with highline)	146.7
70/30 larder door 60cm (combine with highline)	146.7
Tall appliance door	
60cm	63.3
60cm	72.3
60cm	80.6
60cm	86.7

End panels & accessories

Clad on end panels – 1.8cm thick***	
Wall end panel	36 x 96
Appliance larder end panel	61 x 240
Base end panel	61 x 90
Replacement end panels – 1.8cm thick	
Standard wall end panel	32 x 72
Tall wall end panel	32 x 90
Standard larder/appliance end panel**	57 x 201
Tall larder/appliance end panel**	57 x 219
LH multi drawer/base end panel	57 x 72
RH multi drawer/base end panel	57 x 72
Kitchen panels – 1.8cm thick	
End support /base end	59 x 87
Breakfast bar	200 x 89
Cornice & pelmets	
Cornice/pelmet	240 x 3.5
Plinths	
Plinth	240 x 15 x 1.6
Posts	
Standard corner post	5.9 x 5.9 x 71.5
Tall wall corner post	5.9 x 5.9 x 89.5
Other	
Colour matched iron-on edging	19 x 1000

Gloss white slab

3663602647225	€36
3663602647232	€37
3663602647249	€39
3663602647256	€40
3663602647270	€41
3663602647287	€43
3663602647423	€72
3663602647430	€75
3663602647294	€44
3663602647300	€45
3663602647317	€47
3663602647324	€48
3663602647461*	€24
3663602647478*	€25
3663602647485	€27
3663602647492*	€29
3663602647508*	€32
3663602647515	€47
3663602647522	€48
3663602647539*	€51
3663602647546*	€51
3663602647553	€52
3663602647560	€40
3663602647577*	€45
3663602647584*	€48
3663602647591	€49
3663602647607	€39
3663602647638	€40
3663602647614*	€41
3663602647621	€43
3663602647652	€20
3663602647645	€21
3663602647331*	€41
3663602647348*	€43
3663602647355*	€44
3663602647362*	€45
3663602647386*	€47
3663602647393*	€48
3663602647447*	€79
3663602647454*	€81
3663602647683*	€48
3663602647713*	€48
3663602647720*	€51
3663602647737*	€52
3663602647690*	€41
3663602647706*	€44
3663602647676*	€45
3663602647669*	€47

Gloss cream slab

3663602647744	€36
3663602647751	€37
3663602647768	€39
3663602647775	€40
3663602647799	€41
3663602647805	€43
3663602647942	€72
3663602647959	€75
3663602647812	€44
3663602647829	€45
3663602647836	€47
3663602647843	€48
3663602647980*	€24
3663602647997*	€25
3663602648000	€27
3663602648017*	€29
3663602648024*	€32
3663602648031	€47
3663602648048	€48
3663602648055*	€51
3663602648062*	€51
3663602648079	€52
3663602648086	€40
3663602648093*	€45
3663602648109*	€48
3663602648116	€49
3663602648123	€39
3663602648154	€40
3663602648130*	€41
3663602648147	€43
3663602648178	€20
3663602648161	€21
3663602647850*	€41
3663602647867*	€43
3663602647874*	€44
3663602647881*	€45
3663602647904*	€47
3663602647911*	€48
3663602647966*	€79
3663602647973*	€81
3663602648208*	€48
3663602648239*	€48
3663602648246*	€51
3663602648253*	€52
3663602648215*	€41
3663602648222*	€44
3663602648192*	€45
3663602648185*	€47

Gloss anthracite slab

3663602648789	€36
3663602648796	€37
3663602648802	€39
3663602648819	€40
3663602648833	€41
3663602648840	€43
3663602648987	€72
3663602648994	€75
3663602648857	€44
3663602648864	€45
3663602648871	€47
3663602648888	€48
3663602649021*	€24
3663602649038*	€25
3663602649045	€27
3663602649052*	€29
3663602649069*	€32
3663602649076	€47
3663602649083	€48
3663602649090*	€51
3663602649106*	€51
3663602649113	€52
3663602649120	€40
3663602649137*	€45
3663602649144*	€48
3663602649151	€49
3663602649168	€39
3663602649199	€40
3663602649175*	€41
3663602649182	€43
3663602649212	€20
3663602649205	€21
3663602648895*	€41
3663602648901*	€43
3663602648918*	€44
3663602648925*	€45
3663602648949*	€47
3663602648956*	€48
3663602649007*	€79
3663602649014*	€81
3663602649243*	€48
3663602649274*	€48
3663602649281*	€51
3663602649298*	€52
3663602649250*	€41
3663602649267*	€44
3663602649236*	€45
3663602649229*	€47

*Home delivery only. **Prices for end panels includes two end panels and a back panel (for standard larder / appliance end panel or tall larder / appliance end panel).

***All clad ons are made oversized so that they can be trimmed and scribed to the wall to allow them to fit neatly against any uneven walls for a perfect fit.
Glass door and drawerline door images for this range are shown on page 142. Selected products are available for home delivery only to selected locations.
Restrictions apply. Free delivery on orders over €75. All other products available in selected stores, see in store. For delivery charges see page 147.



Chia*


Light oak effect slab

Our Chia wood-effect range is ideal for adding subtle warmth and texture. Designed with an oak-like pattern, it is a contemporary yet welcoming choice for modern kitchens.

- Post-formed door technology

The foil is applied on the front surface of the panel and on two parallel vertical sides. The panel is then cut and the two raw parallel sides (top and bottom) are edge-banded. The back of the door is finished in the same material.

- 1.8cm door thickness
- Matt wood effect finish.



**Horizontal
woodgrain
effect slab**

€1194
(8 unit price)



**Light oak
effect slab**

€1194
(8 unit price)



**Grey oak
effect slab**

€1194
(8 unit price)

GoodHome 8-unit example: 1 x 60cm larder cabinet shelf pack, 2 x 50cm base cabinet, 1 x 100cm base cabinet, 1 x 60cm oven housing base cabinet, 2 x 50cm wall cabinet, 1 x 100cm wall cabinet. **Also included:** 3 x 50cm premium drawer with soft close, 1 x standard larder/appliance end panel (pack of 2), 4 x cornice/pelmet, 2 x plinth, 3 x standard wall end panel, 1 x replacement right hand multi drawer base end panel, 2 x 60cm 50/50 larder door, 7 x 50cm highline door, 1 x 50cm 3 drawer door, 1 x 60cm appliance door, 6 x gen brushed nickel effect d-handle, 9 x soft close clip-on 110 degree hinge, 1 x 3.8cm kabsa travertine laminate worktop (300cm), 1 x 3.8cm worktop end cap. Excludes appliances, sinks and taps.



Doors

Width (cm)	Height (cm)
Highline door	
15cm	71.5
25cm	71.5
30cm	71.5
40cm	71.5
50cm	71.5
60cm (can be used as an integrated appliance door)	71.5
Glazed door	
30cm	71.5
50cm	71.5
Drawerline door	
30cm	1 x 15.6 + 1 x 55.7
40cm	1 x 15.6 + 1 x 55.7
50cm	1 x 15.6 + 1 x 55.7
60cm	1 x 15.6 + 1 x 55.7
Single drawer front (for 2 drawer/bi-fold/bridging door configurations)	
40cm	1 x 35.6
50cm	1 x 35.6
60cm	1 x 35.6
80cm	1 x 35.6
100cm	1 x 35.6
Drawer front packs – 3 drawer and 4 drawer	
3 drawer 50cm	1 x 15.6 + 2 x 27.7
3 drawer 60cm	1 x 15.6 + 2 x 27.7
3 drawer 80cm	1 x 15.6 + 2 x 27.7
4 drawer 40cm	3 x 15.6 + 1 x 24.1
4 drawer 50cm	3 x 15.6 + 1 x 24.1
Larder door	
50/50 larder door 60cm (buy 2)	100.1
70/30 larder door 30cm (combine with highline)	128.7
70/30 larder door 50cm (combine with highline)	128.7
70/30 larder door 60cm (combine with highline)	128.7
Appliance door	
60cm (can be used as a belfast sink door)	45.3
60cm	54.3
60cm	62.6
60cm	68.7
Appliance filler panel	
60cm	5.8
60cm	11.5
Tall wall door	
15cm	89.5
25cm	89.5
30cm	89.5
40cm	89.5
50cm	89.5
60cm	89.5
Tall glazed door	
30cm	89.5
50cm	89.5
Tall larder door	
50/50 larder door 60cm (combine with 100.1cm)	118.1
70/30 larder door 30cm (combine with highline)	146.7
70/30 larder door 50cm (combine with highline)	146.7
70/30 larder door 60cm (combine with highline)	146.7
Tall appliance door	
60cm	63.3
60cm	72.3
60cm	80.6
60cm	86.7

Horizontal woodgrain effect slab

3663602474456	€23
3663602474463	€24
3663602474470	€25
3663602474487	€27
3663602474494	€28
3663602474500	€29
3663602474616	€59
3663602474623	€61
3663602474517	€31
3663602474524	€32
3663602474531	€33
3663602474548	€35
3663602474654	€19
3663602474661	€20
3663602474678	€21
3663602474685	€24
3663602474692	€27
3663602474708	€35
3663602474715	€36
3663602474722	€39
3663602474739	€39
3663602474746	€40
3663602474753	€29
3663602474760	€32
3663602474777	€35
3663602474784	€36
3663602474791	€25
3663602474821	€27
3663602474807	€28
3663602474814	€29
3663602474845	€15
3663602474838	€16
3663602474555	€28
3663602474562	€29
3663602474579	€31
3663602474586	€32
3663602474593	€33
3663602474609	€35
3663602474630	€65
3663602474647	€68
3663602474876	€36
3663602474906	€35
3663602474913	€37
3663602474920	€39
3663602474883	€28
3663602474890	€31
3663602474869	€32
3663602474852	€33

Light oak effect slab

3663602654643	€23
3663602654650	€24
3663602654667	€25
3663602654674	€27
3663602654681	€28
3663602654698	€29
3663602654704	€31
3663602654711	€32
3663602654728	€33
3663602654735	€35
3663602654742	€21
3663602654759	€35
3663602654766	€36
3663602655343	€39
3663602654773	€29
3663602654780	€36
3663602654797	€25
3663602654827	€27
3663602654803	€28
3663602654810	€29
3663602654841	€15
3663602654834	€16

Grey oak effect slab

3663602654858	€23
3663602654865	€24
3663602654872	€25
3663602654889	€27
3663602654896	€28
3663602654902	€29
3663602654919	€31
3663602654926	€32
3663602654933	€33
3663602654940	€35
3663602654957	€21
3663602654964	€35
3663602654971	€36
3663602655367	€39
3663602654988	€29
3663602654995	€36
3663602655008	€25
3663602655039	€27
3663602655015	€28
3663602655022	€29
3663602655053	€15
3663602655046	€16

End panels & accessories

Clad on end panels – 1.8cm thick***	
Wall end panel	36 x 96
Appliance larder end panel	61 x 240
Base end panel	61 x 90
Replacement end panels – 1.8cm thick	
Standard wall end panel	32 x 72
Tall wall end panel	32 x 90
Standard larder/appliance end panel**	57 x 201
Tall larder/appliance end panel**	57 x 219
LH multi drawer/base end panel	57 x 72
RH multi drawer/base end panel	57 x 72
Kitchen panels – 1.8cm thick	
End support /base end	59 x 87
Breakfast bar	200 x 89
Cornice & pelmets	
Cornice/pelmet	240 x 3.5
Plinths	
Plinth	240 x 15 x 1.6
Posts	
Standard corner post	5.9 x 5.9 x 71.5
Tall wall corner post	5.9 x 5.9 x 89.5
Other	
Colour matched iron-on edging	19 x 1000

3663602472308	€41
3663602472315	€79
3663602472322	€45
3663602480969	€27
3663602480976	€32
3663602480990	€57
3663602481003	€63
3663602481010	€29
3663602481027	€29
3663602472292	€39
3663602472391	€133
3663602472346	€19
3663602472339	€19
3663602472353	€16
3663602472360	€19
3663602472384	€9

3663602638650	€41
3663602638667	€79
3663602638674	€45
3663602638605	€27
3663602638636	€57
3663602553113	€29
3663602553335	€29
3663602638643	€39
3663602638742	€133
3663602638698	€19
3663602638681	€19
3663602638704	€16
3663602484912	€9

3663602638803	€41
3663602638810	€79
3663602638827	€45
3663602638759	€27
3663602638780	€57
3663602553120	€29
3663602553342	€29
3663602638797	€39
3663602638896	€133
3663602638841	€19
3663602638834	€19
3663602638858	€16
3663602484929	€9

*Home delivery only. **Prices for end panels includes two end panels and a back panel (for standard larder / appliance end panel or tall larder / appliance end panel).

***All clad ons are made oversized so that they can be trimmed and scribed to the wall to allow them to fit neatly against any uneven walls for a perfect fit. Glass door and drawerline door images for this range are shown on page 142. Selected products are available for home delivery only to selected locations. Restrictions apply. Free delivery on orders over €75. All other products available in selected stores, see in store. For delivery charges see page 147.



Balsamita

Matt grey slab

Our Balsamita range is perfect for creating a fuss-free, contemporary space. The matt finish of the doors creates a smooth, uniform look in any light.

- Cut and edged door technology

The foil is applied on the front surface of the panel. The panel is then cut and the four edges are edge-banded. The back of the door is finished in the same material.

- 1.6cm door thickness
- Matt finish.



Matt white slab

€1139

(8 unit price)



Matt grey slab

€1139

(8 unit price)

GoodHome 8-unit example: 1 x 60cm larder cabinet shelf pack, 2 x 50cm base cabinet, 1 x 100cm base cabinet, 1 x 60cm oven housing base cabinet, 2 x 50cm wall cabinet, 1 x 100cm wall cabinet. Balsamita 8 unit price is created using a 60cm 3 drawer unit as the 50cm version is not available in this range.

Also included: 3 x 50cm premium drawer with soft close, 1 x standard larder/appliance end panel (pack of 2), 4 x cornice/pelmet, 2 x plinth, 3 x standard wall end panel, 1 x replacement right hand multi drawer base end panel, 2 x 60cm 50/50 larder door, 7 x 50cm highline door, 1 x 50cm 3 drawer door, 1 x 60cm appliance door, 6 x gen brushed nickel effect d-handle, 9 x soft close clip-on 110 degree hinge, 1 x 3.8cm kabsa travertine laminate worktop (300cm), 1 x 3.8cm worktop end cap. Excludes appliances, sinks and taps.



Doors

Width (cm)	Height (cm)
Highline door	
15cm	71.5
25cm	71.5
30cm	71.5
40cm	71.5
50cm	71.5
60cm (can be used as an integrated appliance door)	71.5
Glazed door	
30cm	71.5
50cm	71.5
Drawerline door	
30cm	1x 15.6 + 1x 55.7
40cm	1x 15.6 + 1x 55.7
50cm	1x 15.6 + 1x 55.7
60cm	1x 15.6 + 1x 55.7
Single drawer front (for 2 drawer/bi-fold/bridging door configurations)	
40cm	1x 35.6
50cm	1x 35.6
60cm	1x 35.6
80cm	1x 35.6
100cm	1x 35.6
Drawer front packs – 3 drawer and 4 drawer	
3 drawer 50cm	1x 15.6 + 2 x 27.7
3 drawer 60cm	1x 15.6 + 2 x 27.7
3 drawer 80cm	1x 15.6 + 2 x 27.7
4 drawer 40cm	3 x 15.6 + 1x 24.1
4 drawer 50cm	3 x 15.6 + 1x 24.1
Larder door	
50/50 larder door 60cm (buy 2)	100.1
70/30 larder door 30cm (combine with highline)	128.7
70/30 larder door 50cm (combine with highline)	128.7
70/30 larder door 60cm (combine with highline)	128.7
Appliance door	
60cm (can be used as a belfast sink door)	45.3
60cm	54.3
60cm	62.6
60cm	68.7
Appliance filler panel	
60cm	5.8
60cm	11.5
Tall wall door	
15cm	89.5
25cm	89.5
30cm	89.5
40cm	89.5
50cm	89.5
60cm	89.5
Tall glazed door	
30cm	89.5
50cm	89.5
Tall larder door	
50/50 larder door 60cm (combine with 100.1cm)	118.1
70/30 larder door 30cm (combine with highline)	146.7
70/30 larder door 50cm (combine with highline)	146.7
70/30 larder door 60cm (combine with highline)	146.7
Tall appliance door	
60cm	63.3
60cm	72.3
60cm	80.6
60cm	86.7

End panels & accessories

	W x H (cm)
Clad on end panels – 1.8cm thick***	
Wall end panel	36 x 96
Appliance larder end panel	61 x 240
Base end panel	61 x 90
Replacement end panels – 1.8cm thick	
Standard wall end panel	32 x 72
Tall wall end panel	32 x 90
Standard larder/appliance end panel**	57 x 201
Tall larder/appliance end panel**	57 x 219
LH multi drawer/base end panel	57 x 72
RH multi drawer/base end panel	57 x 72
Kitchen panels – 1.8cm thick	
End support /base end	59 x 87
Breakfast bar	200 x 89
Cornice & pelmets	
Cornice/pelmet	240 x 3.5
Plinths	
Plinth	240 x 15 x 1.6
Posts	
Standard corner post	5.9 x 5.9 x 71.5
Tall wall corner post	5.9 x 5.9 x 89.5
Other	
Colour matched iron-on edging	19 x 1000

Matt white slab

3663602655459	€19
3663602655466	€20
3663602655473	€21
3663602655275	€23
3663602655480	€24
3663602655497	€25
5059340099293*	€55
5059340099309*	€57
5059340099200	€27
3663602655503	€28
5059340099217	€29
5059340099224	€31
5059340099330*	€17
5059340099347*	€19
3663602655510	€20
5059340099354*	€23
5059340099361*	€25
5059340099378	€32
3663602655527	€33
5059340099385*	€36
5059340099392*	€36
5059340099408	€37
3663602655534	€25
5059340099415*	€28
5059340099422*	€31
3663602655282	€32
3663602655299	€21
5059340099439	€23
3663602528630*	€24
3663602655541	€25
5059340099446	€13
3663602528647	€15
5059340099231	€24
5059340099248	€25
5059340099255	€27
5059340099262	€28
5059340099279	€29
5059340099286	€31
5059340099316	€61
5059340099323	€64
5059340099477	€32
5059340099507	€31
5059340099514	€33
5059340099521	€35
5059340099484	€24
5059340099491	€27
5059340099460	€28
5059340099453	€29

Matt grey slab

3663602655572	€19
3663602655589	€20
3663602655596	€21
3663602655305	€23
3663602655602	€24
3663602655619	€25
5059340099651*	€55
5059340099668*	€57
5059340099569	€27
3663602655626	€28
5059340099576	€29
5059340099583	€31
5059340099699*	€17
5059340099705*	€19
3663602655633	€20
5059340099712*	€23
5059340099729*	€25
5059340099736	€32
3663602655640	€33
5059340099743*	€36
5059340099750*	€36
5059340099767	€37
3663602655657	€25
5059340099774*	€28
5059340099781*	€31
3663602655312	€32
3663602655329	€21
5059340099798	€23
3663602528661*	€24
3663602655664	€25
5059340099804	€13
3663602528678	€15
5059340099590	€24
5059340099606	€25
5059340099613	€27
5059340099620	€28
5059340099637	€29
5059340099644	€31
5059340099675	€61
5059340099682	€64
5059340099835	€32
5059340099866	€31
5059340099873	€33
5059340099880	€35
5059340099842	€24
5059340099859	€27
5059340099828	€28
5059340099811	€29

*Home delivery only. **Prices for end panels includes two end panels and a back panel (for standard larder / appliance end panel or tall larder / appliance end panel).

***All clad ons are made oversized so that they can be trimmed and scribed to the wall to allow them to fit neatly against any uneven walls for a perfect fit.

Selected products are available for home delivery only to selected locations.

Restrictions apply. Free delivery on orders over €75. All other products available in selected stores, see in store. For delivery charges see page 147.



Verbena*

Natural oak shaker

Even if your house isn't traditional, the right kitchen can add character and warmth, like our Verbena range. Made from solid timber that's built to last.

Matt cashmere painted natural ash shaker

- Solid timber door frames with a veneered centre panel

Door frames are made from Ash whilst the centre panel is made from a veneer on chipboard. The door is then painted to create the colour and allows the natural grain to show through.

- 2cm door thickness
- Painted ash finish.

Natural oak shaker

- Solid timber door frames with a veneered centre panel

The door frame is made from oak whilst the centre panel is oak veneer on chipboard. The finish is natural oak.

- 2cm door thickness
- Natural oak finish.



Matt cashmere painted natural ash shaker

€2652
(8 unit price)



Natural oak shaker

€2652
(8 unit price)

GoodHome 8-unit example: 1 x 60cm larder cabinet shelf pack, 2 x 50cm base cabinet, 1 x 100cm base cabinet, 1 x 60cm oven housing base cabinet, 2 x 50cm wall cabinet, 1 x 100cm wall cabinet. **Also included:** 3 x 50cm premium drawer with soft close, 1 x standard larder/appliance end panel (pack of 2), 4 x cornice/pelmet, 2 x plinth, 3 x standard wall end panel, 1 x replacement right hand multi drawer base end panel, 2 x 60cm 50/50 larder door, 7 x 50cm highline door, 1 x 50cm 3 drawer door, 1 x 60cm appliance door, 6 x gen brushed nickel effect d-handle, 9 x soft close clip-on 110 degree hinge, 1 x 3.8cm kabsa travertine laminate worktop (300cm), 1 x 3.8cm worktop end cap. Excludes appliances, sinks and taps.



Doors

Width (cm)	Height (cm)
Highline door	
15cm	71.5
25cm	71.5
30cm	71.5
40cm	71.5
50cm	71.5
60cm (can be used as an integrated appliance door)	71.5
Glazed door	
30cm	71.5
50cm	71.5
Drawerline door	
30cm	1 x 15.6 + 1 x 55.7
40cm	1 x 15.6 + 1 x 55.7
50cm	1 x 15.6 + 1 x 55.7
60cm	1 x 15.6 + 1 x 55.7
Single drawer front (for 2 drawer/bi-fold/bridging door configurations)	
40cm	1 x 35.6
50cm	1 x 35.6
60cm	1 x 35.6
80cm	1 x 35.6
100cm	1 x 35.6
Drawer front packs – 3 drawer and 4 drawer	
3 drawer 50cm	1 x 15.6 + 2 x 27.7
3 drawer 60cm	1 x 15.6 + 2 x 27.7
3 drawer 80cm	1 x 15.6 + 2 x 27.7
4 drawer 40cm	3 x 15.6 + 1 x 24.1
4 drawer 50cm	3 x 15.6 + 1 x 24.1
Larder door	
50/50 larder door 60cm (buy 2)	100.1
70/30 larder door 30cm (combine with highline)	128.7
70/30 larder door 50cm (combine with highline)	128.7
70/30 larder door 60cm (combine with highline)	128.7
Appliance door	
60cm (can be used as a belfast sink door)	45.3
60cm	54.3
60cm	62.6
60cm	68.7
Appliance filler panel	
60cm	5.8
60cm	11.5
Tall wall door	
15cm	89.5
25cm	89.5
30cm	89.5
40cm	89.5
50cm	89.5
60cm	89.5
Tall glazed door	
30cm	89.5
50cm	89.5
Tall larder door	
50/50 larder door 60cm (combine with 100.1cm)	118.1
70/30 larder door 30cm (combine with highline)	146.7
70/30 larder door 50cm (combine with highline)	146.7
70/30 larder door 60cm (combine with highline)	146.7
Tall appliance door	
60cm	63.3
60cm	72.3
60cm	80.6
60cm	86.7

Matt cashmere painted natural ash shaker

3663602653462	€104
3663602653479	€105
3663602653486	€106
3663602653493	€108
3663602653516	€109
3663602653523	€110
3663602653660	€140
3663602653677	€142
3663602653530	€112
3663602653547	€113
3663602653554	€114
3663602653561	€116
3663602653707	€67
3663602653714	€68
3663602653721	€69
3663602653738	€72
3663602653745	€75
3663602653752	€116
3663602653769	€117
3663602653776	€120
3663602653783	€120
3663602653790	€121
3663602653806	€109
3663602653813	€117
3663602653820	€120
3663602653837	€121
3663602653844	€106
3663602653875	€108
3663602653851	€109
3663602653868	€110
3663602653899	€57
3663602653882	€59
3663602653578	€109
3663602653585	€110
3663602653592	€112
3663602653608	€113
3663602653622	€114
3663602653639	€116
3663602653684	€153
3663602653691	€156
3663602653929	€117
3663602653950	€125
3663602653967	€128
3663602653974	€129
3663602653936	€109
3663602653943	€112
3663602653912	€113
3663602653905	€114
3663602653981	€104
3663602653998	€105
3663602654001	€106
3663602654018	€108
3663602654032	€109
3663602654049	€110
3663602654186	€140
3663602654193	€142
3663602654056	€112
3663602654063	€113
3663602654070	€114
3663602654087	€116
3663602654223	€67
3663602654230	€68
3663602654247	€69
3663602654254	€72
3663602654261	€75
3663602654278	€116
3663602654285	€117
3663602654292	€120
3663602654308	€120
3663602654315	€121
3663602654322	€109
3663602654339	€117
3663602654346	€120
3663602654353	€121
3663602654360	€106
3663602654391	€108
3663602654377	€109
3663602654384	€110
3663602654414	€57
3663602654407	€59
3663602654094	€109
3663602654100	€110
3663602654117	€112
3663602654124	€113
3663602654148	€114
3663602654155	€116
3663602654209	€153
3663602654216	€156
3663602654445	€117
3663602654476	€125
3663602654483	€128
3663602654490	€129
3663602654452	€109
3663602654469	€112
3663602654438	€113
3663602654421	€114

Natural oak shaker

3663602642060	€122
3663602642084	€126
3663602641995	€106
3663602642008	€112
3663602642039	€140
3663602642046	€148
3663602553281	€112
3663602553502	€112
3663602641834	€116
3663602641940	€213
3663602641889	€53
3663602641971	€53
3663602641872	€53
3663602641896	€37
3663602641902	€40
3663602485049	€19
3663602642053	€116
3663602642169	€213
3663602642107	€53
3663602642190	€53
3663602642091	€53
3663602642114	€37
3663602642121	€40
3663602485056	€19

End panels & accessories

W x H (cm)		
Clad on end panels – 1.8cm thick***		
Wall end panel	36 x 96	3663602641841 €122
Appliance larder end panel	61 x 240	5059340078205 €169
Base end panel	61 x 90	3663602641865 €126
Replacement end panels – 1.8cm thick		
Standard wall end panel	32 x 72	3663602641773 €106
Tall wall end panel	32 x 90	3663602641780 €112
Standard larder/appliance end panel**	57 x 201	3663602641810 €140
Tall larder/appliance end panel**	57 x 219	3663602641827 €148
LH multi drawer/base end panel	57 x 72	3663602553274 €112
RH multi drawer/base end panel	57 x 72	3663602553496 €112
Kitchen panels – 1.8cm thick		
End support /base end	59 x 87	3663602641834 €116
Breakfast bar	200 x 89	3663602641940 €213
Cornice & pelmets		
Cornice/pelmet	240 x 3.5	3663602641889 €53
Cornice	240 x 7.5	3663602641971 €53
Plinths		
Plinth	240 x 15 x 1.8	3663602641872 €53
Posts		
Standard corner post	5.9 x 5.9 x 71.5	3663602641896 €37
Tall wall corner post	5.9 x 5.9 x 89.5	3663602641902 €40
Other		
Colour matched iron-on edging	1.9 x 1000	3663602485049 €19

*Home delivery only. **Prices for end panels includes two end panels and a back panel (for standard larder / appliance end panel or tall larder / appliance end panel). ***All clad ons are made oversized so that they can be trimmed and scribed to the wall to allow them to fit neatly against any uneven walls for a perfect fit. Verbena clad ons are also double sided. One side is smooth and the other side offers tongue and groove effect. Glass door and drawerline door images for this range are shown on page 142. **Selected products are available for home delivery only to selected locations.** Restrictions apply. Free delivery on orders over €75. All other products available in selected stores, see in store. For delivery charges see page 147.



Artemisia*

Matt midnight blue classic shaker

Our sophisticated Artemisia range has a modern matt finish, so it'll maintain the same uniformed look from every angle.

Matt white moulded curve door

- Pressed door technology
- White moulded curve door
- 2cm door thickness
- Matt finish
- Covered in a material made from recycled plastic bottles.

Matt white, midnight blue and matt graphite classic shaker doors

- Pressed door technology
- The foil is applied to the surface and on all four sides at the same time by being pressed onto the panel. The back of the door is finished in a melamine foil.
- 1.8cm door thickness
- Matt finish.



Matt white moulded curve

€1969


(8 unit price)



Matt white classic shaker

€1724

(8 unit price)



Midnight blue classic shaker

€1724

(8 unit price)



Matt graphite classic shaker

€1724

(8 unit price)

GoodHome 8-unit example: 1 x 60cm larder cabinet shelf pack, 2 x 50cm base cabinet, 1 x 100cm base cabinet, 1 x 60cm oven housing base cabinet, 2 x 50cm wall cabinet, 1 x 100cm wall cabinet. **Also included:** 3 x 50cm premium drawer with soft close, 1 x standard larder/appliance end panel (pack of 2), 4 x cornice/pelmet, 2 x plinth, 3 x standard wall end panel, 1 x replacement right hand multi drawer base end panel, 2 x 60cm 50/50 larder door, 7 x 50cm highline door, 1 x 50cm 3 drawer door, 1 x 60cm appliance door, 6 x gen brushed nickel effect d-handle, 9 x soft close clip-on 110 degree hinge, 1 x 3.8cm kabsa travertine laminate worktop (300cm), 1 x 3.8cm worktop end cap. Excludes appliances, sinks and taps.

Doors

Width (cm)	Height (cm)
Highline door	
15cm	71.5
25cm	71.5
30cm	71.5
40cm	71.5
50cm	71.5
60cm (can be used as an integrated appliance door)	71.5
Glazed door	
30cm	71.5
50cm	71.5
Drawerline door	
30cm	1 x 15.6 + 1 x 55.7
40cm	1 x 15.6 + 1 x 55.7
50cm	1 x 15.6 + 1 x 55.7
60cm	1 x 15.6 + 1 x 55.7
Single drawer front (for 2 drawer/bi-fold/bridging door configurations)	
40cm	1 x 35.6
50cm	1 x 35.6
60cm	1 x 35.6
80cm	1 x 35.6
100cm	1 x 35.6
Drawer front packs – 3 drawer and 4 drawer†	
3 drawer 50cm	1 x 15.6 + 2 x 27.7
3 drawer 60cm	1 x 15.6 + 2 x 27.7
3 drawer 80cm	1 x 15.6 + 2 x 27.7
4 drawer 40cm	3 x 15.6 + 1 x 24.1
4 drawer 50cm	3 x 15.6 + 1 x 24.1
Larder door	
50/50 larder door 60cm (buy 2)	100.1
70/30 larder door 30cm (combine with highline)	128.7
70/30 larder door 50cm (combine with highline)	128.7
70/30 larder door 60cm (combine with highline)	128.7
Appliance door	
60cm can be used as a belfast sink door)	45.3
60cm	54.3
60cm	62.6
60cm	68.7
Appliance filler panel	
60cm	5.8
60cm	11.5
Tall wall door	
15cm	89.5
25cm	89.5
30cm	89.5
40cm	89.5
50cm	89.5
60cm	89.5
Tall glazed door	
30cm	89.5
50cm	89.5
Tall larder door	
50/50 larder door 60cm (combine with 100.1cm)	118.1
70/30 larder door 30cm (combine with highline)	146.7
70/30 larder door 50cm (combine with highline)	146.7
70/30 larder door 60cm (combine with highline)	146.7
Tall appliance door	
60cm	63.3
60cm	72.3
60cm	80.6
60cm	86.7

End panels & accessories

Clad on end panels – 1.8cm thick***	
Wall end panel	36 x 96
Appliance larder end panel	61 x 240
Base end panel	61 x 90
Replacement end panels – 1.8cm thick	
Standard wall end panel	32 x 72
Tall wall end panel	32 x 90
Standard larder/appliance end panel**	57 x 201
Tall larder/appliance end panel**	57 x 219
LH multi drawer/base end panel	57 x 72
RH multi drawer/base end panel	57 x 72
Kitchen panels – 1.8cm thick	
End support /base end	59 x 87
Breakfast bar	200 x 89
Cornice & pelmets	
Cornice/pelmet	240 x 3.5
Cornice	240 x 7.5
Plinths	
Plinth	240 x 15 x 1.6
Posts	
Standard corner post	5.9 x 5.9 x 71.5
Tall wall corner post	5.9 x 5.9 x 89.5
Other	
Colour matched iron-on edging	19 x 1000

Matt white moulded curve

3663602474937	€67
3663602474944	€68
3663602474951	€69
3663602474968	€71
3663602474975	€72
3663602474982	€73
3663602475095	€102
3663602475101	€105
3663602474999	€75
3663602475002	€76
3663602475019	€77
3663602475026	€79
3663602475132	€40
3663602475149	€41
3663602475156	€43
3663602475163	€45
3663602475170	€48
3663602475187	€79
3663602475194	€80
3663602475200	€83
3663602475217	€83
3663602475224	€84
3663602475231	€73
3663602475248	€81
3663602475255	€84
3663602475262	€85
3663602475279	€69
3663602475309	€71
3663602475286	€72
3663602475293	€73
3663602475323	€36
3663602475316	€37
3663602475033	€72
3663602475040	€73
3663602475057	€75
3663602475064	€76
3663602475071	€77
3663602475088	€79
3663602475118	€116
3663602475125	€118
3663602475354	€81
3663602475385	€89
3663602475392	€92
3663602475408	€93
3663602475361	€72
3663602475378	€75
3663602475347	€76
3663602475330	€77

Matt white classic shaker

3663602649823	€52
3663602649830	€53
3663602649847	€55
3663602649854	€56
3663602649878	€57
3663602649885	€59
3663602650027	€88
3663602650034	€91
3663602649892	€60
3663602649908	€61
3663602649915	€63
3663602649922	€64
3663602650065	€31
3663602650072	€32
3663602650089	€33
3663602650096	€36
3663602650102	€39
3663602650119	€63
3663602650126	€64
3663602650133	€67
3663602650140	€67
3663602650157	€68
3663602650164	€59
3663602650171	€67
3663602650188	€69
3663602650195	€71
3663602650201	€55
3663602650232	€56
3663602650218	€57
3663602650225	€59
3663602650256	€27
3663602650249	€28
3663602649939	€57
3663602649946	€59
3663602649953	€60
3663602649960	€61
3663602649984	€63
3663602649991	€64
3663602650041	€101
3663602650058	€104
3663602650287	€69
3663602650317	€69
3663602650324	€72
3663602650331	€73
3663602650294	€57
3663602650300	€60
3663602650270	€61
3663602650263	€63

Matt midnight blue classic shaker

3663602472537	€52
3663602472544	€53
3663602472551	€55
3663602472568	€56
3663602472575	€57
3663602472582	€59
3663602472698	€88
3663602472704	€91
3663602472599	€60
3663602472605	€61
3663602472612	€63
3663602472629	€64
3663602472735	€31
3663602472742	€32
3663602472759	€33
3663602472766	€36
3663602472773	€39
3663602472780	€63
3663602472797	€64
3663602472803	€67
3663602472810	€67
3663602472827	€68
3663602472834	€59
3663602472841	€57
3663602472858	€69
3663602472865	€71
3663602472872	€55
3663602472902	€56
3663602472889	€57
3663602472896	€59
3663602472926	€27
3663602472919	€28
3663602472636	€57
3663602472643	€59
3663602472650	€60
3663602472667	€61
3663602472674	€63
3663602472681	€64
3663602472711	€101
3663602472728	€104
3663602472957	€69
3663602472988	€69
3663602472995	€72
3663602473008	€73
3663602472964	€57
3663602472971	€60
3663602472940	€61
3663602472933	€63

Matt graphite classic shaker

3663602650348	€52
3663602650355	€53
3663602650362	€55
3663602650379	€56
3663602650393	€57
3663602650409	€59
3663602650546	€88
3663602650553	€91
3663602650416	€60
3663602650423	€61
3663602650430	€63
3663602650447	€64
3663602650584	€31
3663602650591	€32
3663602650607	€33
3663602650614	€36
3663602650621	€39
3663602650638	€63
3663602650645	€64
3663602650652	€67
3663602650669	€67
3663602650676	€68
3663602650683	€59
3663602650690	€67
3663602650706	€69
3663602650713	€71
3663602650720	€55
3663602650751	€56
3663602650737	€57
3663602650744	€59
3663602650775	€27
3663602650768	€28
3663602650454	€57
3663602650461	€59
3663602650478	€60
3663602650485	€61
3663602650508	€63
3663602650515	€64
3663602650560	€101
3663602650577	€104
3663602650805	€69
3663602650836	€69
3663602650843	€72
3663602650850	€73
3663602650812	€57
3663602650829	€60
3663602650799	€61
3663602650782	€63

†For full details of each drawer front type please refer to diy.com

*Home delivery only. **Prices for end panels includes two end panels and a back panel (for standard larder / appliance end panel or tall larder / appliance end panel).

***All clad ons are made oversized so that they can be trimmed and scribed to the wall to allow them to fit neatly against any uneven walls for a perfect fit.

Glass door and drawerline door images for this range are shown on page 142. Selected products are available for home delivery only to selected locations.

Restrictions apply. Free delivery on orders over €75. All other products available in selected stores, see in store. For delivery charges see page 147.



Alpinia

Matt ivory painted wood effect shaker

Our shaker-style Alpinia range combines neutral tones with a wooden effect, adding texture and creating a sense of space.

- **Wrapped door technology**

Foil is applied to the surface of the panel, on two parallel sides but also on the back of the panel for a totally wrapped finish. The foil is applied on both the front and back of the centre panel.

- **1.8cm door thickness.**



**Matt white
tongue &
groove shaker**

€1419
(8 unit price)



**Matt ivory
painted wood
effect shaker**

€1419
(8 unit price)



**Matt grey
painted wood
effect shaker**

€1419
(8 unit price)



**Oak effect
shaker**

€1419
(8 unit price)

GoodHome 8-unit example: 1 x 60cm larder cabinet shelf pack, 2 x 50cm base cabinet, 1 x 100cm base cabinet, 1 x 60cm oven housing base cabinet, 2 x 50cm wall cabinet, 1 x 100cm wall cabinet. **Also included:** 3 x 50cm premium drawer with soft close, 1 x standard larder/appliance end panel (pack of 2), 4 x cornice/pelmet, 2 x plinth, 3 x standard wall end panel, 1 x replacement right hand multi drawer base end panel, 2 x 60cm 50/50 larder door, 7 x 50cm highline door, 1 x 50cm 3 drawer door, 1 x 60cm appliance door, 6 x gen brushed nickel effect d-handle, 9 x soft close clip-on 110 degree hinge, 1 x 3.8cm kabsa travertine laminate worktop (300cm), 1 x 3.8cm worktop end cap. Excludes appliances, sinks and taps.

Doors		Matt white tongue & groove shaker	Matt ivory painted wood effect shaker	Matt grey painted wood effect shaker	Oak effect shaker
Width (cm)	Height (cm)				
Highline door					
15cm	71.5	3663602644620	€33	3663602645146*	€33
25cm	71.5	3663602644637	€35	3663602645153*	€35
30cm	71.5	3663602644644	€36	3663602645160*	€36
40cm	71.5	3663602644651	€37	3663602645177*	€37
50cm	71.5	3663602644675	€39	3663602645191*	€39
60cm (can be used as an integrated appliance door)	71.5	3663602644682	€40	3663602645207*	€40
Glazed door					
30cm	71.5	3663602644828	€69	3663602645344*	€69
50cm	71.5	3663602644835	€72	3663602645351*	€72
Drawerline door					
30cm	1 x 15.6 + 1 x 55.7	3663602644699	€41	3663602645214*	€41
40cm	1 x 15.6 + 1 x 55.7	3663602644705	€43	3663602645221*	€43
50cm	1 x 15.6 + 1 x 55.7	3663602644712	€44	3663602645238*	€44
60cm	1 x 15.6 + 1 x 55.7	3663602644729	€45	3663602645245*	€45
Single drawer front (for 2 drawer/bi-fold/bridging door configurations)					
40cm	1 x 35.6	3663602644866*	€23	3663602645382*	€23
50cm	1 x 35.6	3663602644873*	€24	3663602645399*	€24
60cm	1 x 35.6	3663602644880	€25	3663602645405*	€25
80cm	1 x 35.6	3663602644897*	€28	3663602645412*	€28
100cm	1 x 35.6	3663602644903*	€31	3663602645429*	€31
Drawer front packs – 3 drawer and 4 drawer					
3 drawer 50cm	1 x 15.6 + 2 x 27.7	3663602644910	€45	3663602645436*	€45
3 drawer 60cm	1 x 15.6 + 2 x 27.7	3663602644927	€47	3663602645443*	€47
3 drawer 80cm	1 x 15.6 + 2 x 27.7	3663602644934*	€49	3663602645450*	€49
4 drawer 40cm	3 x 15.6 + 1 x 24.1	3663602644941*	€49	3663602645467*	€49
4 drawer 50cm	3 x 15.6 + 1 x 24.1	3663602644958	€51	3663602645474*	€51
Larder door					
50/50 larder door 60cm (buy 2)	100.1	3663602644965	€35	3663602645481*	€35
70/30 larder door 30cm (combine with highline)	128.7	3663602644972*	€36	3663602645498*	€36
70/30 larder door 50cm (combine with highline)	128.7	3663602644989*	€37	3663602645504*	€37
70/30 larder door 60cm (combine with highline)	128.7	3663602644996	€39	3663602645511*	€39
Appliance door					
60cm (can be used as a belfast sink door)	45.3	3663602645009	€35	3663602645528*	€35
60cm	54.3	3663602645030	€36	3663602645559*	€36
60cm	62.6	3663602645016*	€37	3663602645535*	€37
60cm	68.7	3663602645023	€39	3663602645542*	€39
Appliance filler panel					
60cm	5.8	3663602645054	€17	3663602645573*	€17
60cm	11.5	3663602645047	€19	3663602645566*	€19
Tall wall door					
15cm	89.5	3663602644736*	€39	3663602645252*	€39
25cm	89.5	3663602644743*	€40	3663602645269*	€40
30cm	89.5	3663602644750*	€41	3663602645276*	€41
40cm	89.5	3663602644767*	€43	3663602645283*	€43
50cm	89.5	3663602644781*	€44	3663602645306*	€44
60cm	89.5	3663602644798*	€45	3663602645313*	€45
Tall glazed door					
30cm	89.5	3663602644842*	€76	3663602645368*	€76
50cm	89.5	3663602644859*	€79	3663602645375*	€79
Tall larder door					
50/50 larder door 60cm (combine with 100.1cm)	118.1	3663602645085*	€44	3663602645603*	€44
70/30 larder door 30cm (combine with highline)	146.7	3663602645115*	€44	3663602645634*	€44
70/30 larder door 50cm (combine with highline)	146.7	3663602645122*	€47	3663602645641*	€47
70/30 larder door 60cm (combine with highline)	146.7	3663602645139*	€48	3663602645658*	€48
Tall appliance door					
60cm	63.3	3663602645092*	€37	3663602645610*	€37
60cm	72.3	3663602645108*	€40	3663602645627*	€40
60cm	80.6	3663602645078*	€41	3663602645597*	€41
60cm	86.7	3663602645061*	€43	3663602645580*	€43

End panels & accessories		W x H (cm)					
Clad on end panels – 1.8cm thick***							
Wall end panel	36 x 96	3663602639343	€52	3663602639565*	€52	3663602639787*	€52
Appliance larder end panel	61 x 240	3663602639350	€95	3663602639572*	€95	3663602639794*	€95
Base end panel	61 x 90	3663602639367	€56	3663602639589*	€56	3663602639800*	€56
Replacement end panels – 1.8cm thick							
Standard wall end panel	32 x 72	3663602639275	€36	3663602639497*	€36	3663602639718*	€36
Tall wall end panel	32 x 90	3663602639282*	€41	3663602639503*	€41	3663602639725*	€41
Standard larder/appliance end panel**	57 x 201	3663602639312	€65	3663602639534*	€65	3663602639756*	€65
Tall larder/appliance end panel**	57 x 219	3663602639329*	€71	3663602639541*	€71	3663602639763*	€71
LH multi drawer/base end panel	57 x 72	3663602553151	€41	3663602553168*	€41	3663602553175*	€41
RH multi drawer/base end panel	57 x 72	3663602553373	€41	3663602553380*	€41	3663602553397*	€41
Kitchen panels – 1.8cm thick							
End support /base end	59 x 87	3663602639336	€44	3663602639558*	€44	3663602639770*	€44
Breakfast bar	200 x 89	3663602639442*	€160	3663602639664*	€160	3663602639886*	€160
Cornice & pelmets							
Cornice/pelmet	240 x 3.5	3663602639381	€27	3663602639602*	€27	3663602639824*	€27
Cornice	240 x 7.5	3663602639473	€27	3663602639695*	€27	3663602639916*	€27
Plinths							
Plinth	240 x 15 x 1.6	3663602639374	€27	3663602639596*	€27	3663602639817*	€27
Posts							
Standard corner post	5.9 x 5.9 x 71.5	3663602639398	€24	3663602639619*	€24	3663602639831*	€24
Tall wall corner post	5.9 x 5.9 x 89.5	3663602639404*	€27	3663602639626*	€27	3663602639848*	€27
Other							
Colour matched iron-on edging	19 x 1000	3663602484936	€9	3663602484943*	€9	3663602484950*	€9

*Home delivery only. **Prices for end panels includes two end panels and a back panel (for standard larder / appliance end panel or tall larder / appliance end panel).
 ***All clad ons are made oversized so that they can be trimmed and scribed to the wall to allow them to fit neatly against any uneven walls for a perfect fit.
 Glass door and drawerline door images for this range are shown on page 142. Selected products are available for home delivery only to selected locations.
 Restrictions apply. Free delivery on orders over €75. All other products available in selected stores, see in store. For delivery charges see page 147.

Our glass door range

Showcase
your best
crocery with
glass doors.



Alisma

High gloss white doors (see p16), also available in high gloss grey.



Pasilla

Matt white doors (see p18), also available in matt carbon.



Garcinia integrated handle shaker

Only available in matt stone (see p20).



Garcinia

Gloss anthracite doors (see p20), also available in gloss white. Integrated handle version available in white and anthracite.



Stevia

Cream gloss slab doors (see p22), also available in white gloss slab and anthracite gloss slab.



Chia

Horizontal woodgrain effect slab doors (see p24).




Verbena

Matt cashmere painted natural ash doors (see p28), also available in natural oak shaker.



Artemisia classic shaker

Matt graphite doors (see p30), also available in matt white and matt midnight blue.



Artemisia moulded curve

Matt white doors (see p30).



Alpinia

Matt ivory painted wood effect shaker doors (see p32), also available in matt grey painted wood effect.



Alpinia

Matt white tongue and groove (see p32), also available in oak effect.

Winterana

Glass doors

Winterana glass doors can be added to any of our kitchen ranges.

Description	Size (cm) WxH	EAN	€
30cm frosted glass door	30 x 71.5	3663602654506	€72
40cm frosted glass door	40 x 71.5	3663602654513	€73
50cm frosted glass door	50 x 71.5	3663602654520	€75
60cm frosted glass door	60 x 71.5	3663602654537	€76
50cm frosted glass bridging door	50 x 35.7	3663602654544	€59
60cm frosted glass bridging door	60 x 35.7	3663602654551	€60
80cm frosted glass bridging door	80 x 35.7	3663602654568	€63
30cm smoked glass door	30 x 71.5	3663602654575	€72
40cm smoked glass door	40 x 71.5	3663602654582	€73
50cm smoked glass door	50 x 71.5	3663602654599	€75
60cm smoked glass door	60 x 71.5	3663602654605	€76
50cm smoked glass bridging door	50 x 35.7	3663602654612	€59
60cm smoked glass bridging door	60 x 35.7	3663602654629	€60
80cm smoked glass bridging door	80 x 35.7	3663602654636	€63

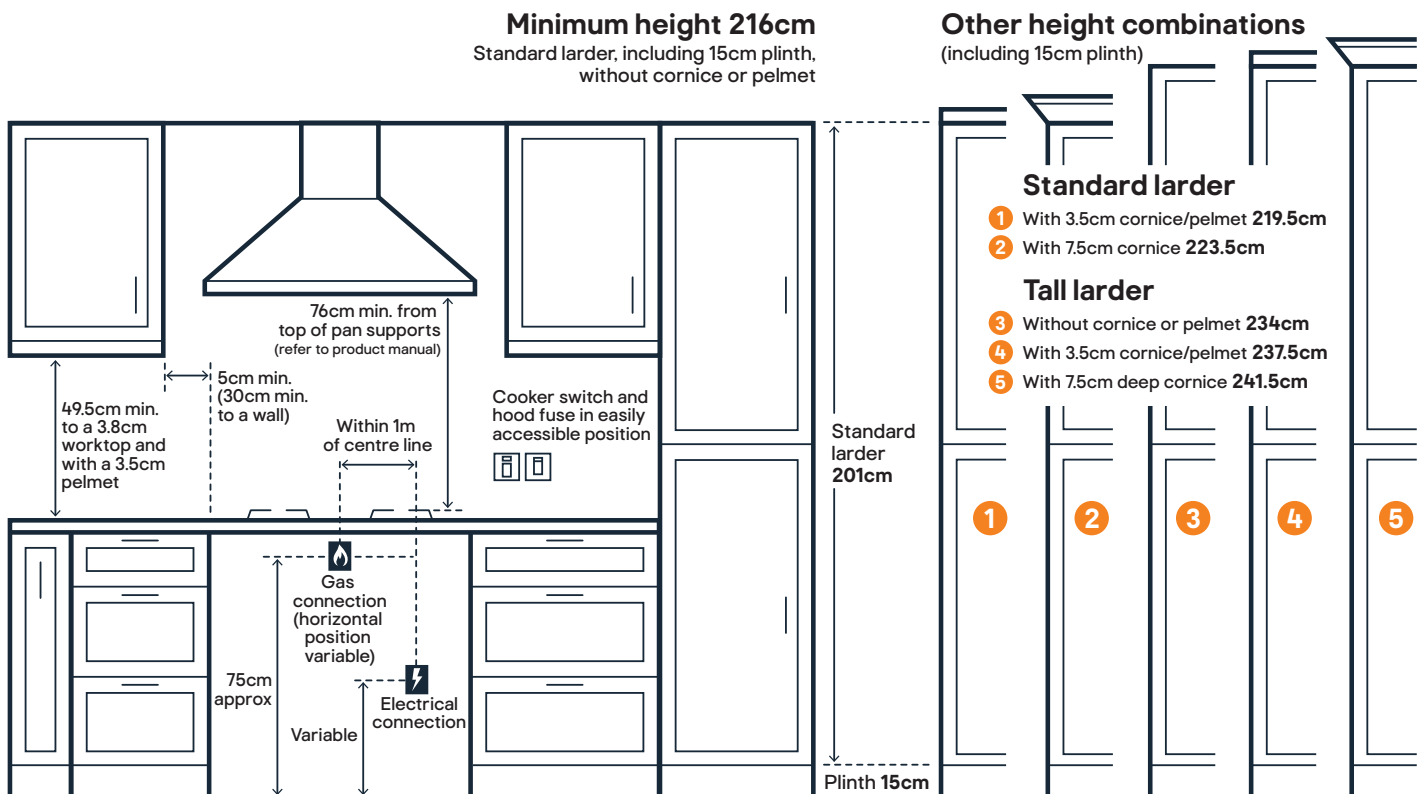


Smoked glass on a black frame or frosted glass on white frame door. If used with a cornice/ pelmet these doors need to be used in conjunction with push to open buffers.

Cabinet combinations to fit every kitchen

There are cabinet options for every space that fit all the essentials. Create the perfect combination to really get the most of your kitchen.

Our larders with cornice/pelmet and pelmet detailing are taller, so check to see if you have the height in your room to fit these.



Gas and electrical regulations

CE marking on a product is a manufacturer's declaration that the product complies with the essential requirements of the relevant European health, safety and environmental protection legislation.

Choosing an RECI (Registered Electric contractor Ireland) is a householder's best way to ensure a safe job. All REC's are required to have in place insurance cover and are required to certify all electric work completed by them.

Any gas work must be carried out by a registered gas installer.

Remember...

Hobs should have a minimum of 30cm work surface either side. (Ideally 40cm either side of an electric hob and 50cm either side of a gas hob.)

Ovens shouldn't be located near entrances or where there is through traffic.

Electrical sockets can't be fitted within 30cm of a sink.
















Ovens should be separated from adjacent walls or end panels by at least 30cm.

Gas hobs can't be fitted within 30cm of any window and electric hobs within 5cm.

Your kitchen essentials

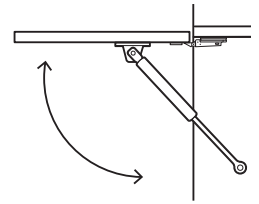
Cabinet accessories

Hinges & door lifts

	EAN	Description/size	Pack size	Colour/finish	Soft close	€
Standard hinges						
	3838682406202	Titus standard slide on 110 degree hinge	Pair	Nickel plated effect	No	€7
	3838682406219	Titus standard slide on 165 degree hinge	Pair	Nickel plated effect	No	€8
	3838682406226	Titus standard slide on 100 degree hinge for integrated hinge for fridge freezer	Pair	Nickel plated effect	No	€11
Soft close add-ons						
	3838682406233	Universal soft close hinge adaptor	Single	Grey	Yes	€2
Soft close hinges						
	3663602643784	Kombu soft close clip on 110 degree hinge	Pair	Nickel plated effect	Yes	€9
	3663602643791	Soft close clip on 165 degree hinge	Pair	Nickel plated effect	Yes	€11
Door buffers						
	3663602643104	turun self adhesive door buffer	100	Clear	No	€5
Push to open adaptor						
	3663602643135	turun push to open plunger	Single	Chrome effect	No	€8
Hinge repair kit						
	3663602643142	Replacement hinge repair kit	Single	Galvanised	No	€3
Bridging door lifts (see table for compatibility with bridging doors)						
	3663602643159	Enden bridging door lift A	Single	Silver effect	No	€7
	3663602643166*	Enden bridging door lift B	Single	Silver effect	No	€8
Lift up kit (see table for compatibility with bridging doors)						
	3663602643173	Enden lift up kit A	Pair	Anthracite effect	Yes	€33
	3663602643180*	Enden lift up kit B	Pair	Anthracite effect	Yes	€40
Bi-fold door lift** (see table for compatibility with bi-fold doors)						
	3663602643197	Bi-fold kit A	Pair	Grey	Yes	€106
	3663602643203	Bi-fold kit B	Pair	Grey	Yes	€106

Enden bridging door lifts

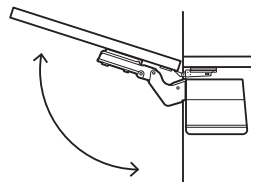
A bridging door lift assists the opening of a bridging door and holds it fully open. Needs standard or soft close hinges.



	Bridging Door size 35.6cm height/hinge required				
Range name	40cm	50cm	60cm	80cm	100cm
Balsamita	N/A	N/A	2A	N/A	N/A
Alpinia	A	A	A	2 x A	2 x B
Stevia	A	2 x A	2 x B	2 x B	2 x B
Artemisia	A	2 x A	2 x A	2 x B	2 x B
Garcinia	A	2 x A	2 x A	2 x B	2 x B
Alisma	A	2 x A	2 x A	2 x B	2 x B
Verbena	A	A	A	2 x A	2 x B
Chia	A	2 x A	2 x A	2 x B	2 x B
Pasilla	A	2 x A	2 x A	2 x B	2 x B
Winterana	N/A	2 x A	2 x A	2 x B	2 x B
No. of hinges required	2	2	2	3	3

Enden lift up kit for bridging doors

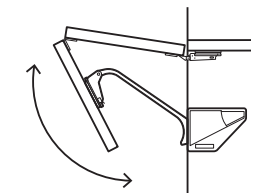
An opening mechanism that'll hold the door in place at a place you can reach. Includes soft close.



	Bridging Door size 35.6cm height/hinge required				
Range name	40cm	50cm	60cm	80cm	100cm
Balsamita	N/A	N/A	A	N/A	N/A
Alpinia	A	A	A	A	A
Stevia	A	A	A	B	B
Artemisia	A	A	A	B	B
Garcinia	A	A	A	B	B
Alisma	A	A	A	A	B
Verbena	A	A	A	A	A
Chia	A	A	A	A	B
Pasilla	A	A	A	B	B
Winterana	N/A	A	A	B	B

Bi-fold kit

Lifts two equally split bi-fold doors fully open and comes complete with a hinge kit. It allows doors to stay open in any position before soft closing.



	Bridging-bi fold Door size 35.6cm height				
Range name	2 x 40cm	2 x 50cm	2 x 60cm	2 x 80cm	2 x 100cm
Balsamita	N/A	N/A	A	N/A	N/A
Alpinia	A	A	A	A	A
Stevia	A	A	A	B	B
Artemisia	A	A	A	B	B
Garcinia	A	A	A	B	B
Alisma	A	A	A	B	B
Verbena	A	A	A	A	A
Chia	A	A	A	A	B
Pasilla	A	A	A	B	B
Winterana	N/A	A	A	B	N/A

*Home delivery only.

**Bi-fold door lift kit image for illustration purposes only. Kit contents may vary from that shown.

Accessories, legs & extras

Small extras that make a big difference to your cabinets. From legs to shelf supports, these accessories will optimise your kitchen storage.

Cicely cover caps

Cabinet
Pack of 250
White
3663602643272

€5



Hinge hole

Pack of 4
White
3663602528357
Grey
3663602528364

€5



Cicely cabinet connector bolts

Chrome
Pack of 20
3663602643265

€4



Caraway cabinet shelves

Pack of 2 – contains instructions on how to cut down for all cabinet sizes

Base shelf
W100 x D44.1 x H1.8cm
3663602643418 €11

Wall shelf
W100 x D27.7 x H1.8cm
3663602643425 €9



Unika cover caps

MDF
Pair
5023778909400

€7



Unika cabinet panel & plinth lock

Pack of 6
5023778021546

€12



Caraway 15cm legs and clips

Black
Pack of 2
Contains 2 legs
and 2 clips
3663602439820

€4



Cicely 15cm round metal decorative legs

Brushed steel effect
Pack of 4
3663602643524

€15



Caraway plinth clips

Black
Pack of 4
3663602439844

€4



Cicely stainless steel effect plinth

L240 x H15 x D1.6cm
Stainless steel effect
3663602643654

€45



Cicely clad on end panel decorative strip – 1.8cm

Brushed steel effect
3663602643678

€8



Cicely wall hanging brackets and supports

White
Pack of 2
3663602643319


€8



Cicely door straps

Silver
Pack of 2
3663602643289

€4



Cicely plinth connectors

Clear straight connector
3663602643722
Internal / external
corner connector
3663602643715

€3



Cicely 2.4m plinth sealing strip

Brushed steel effect
3663602643685
Clear
3663602643692

€9



Cicely plinth vent

Silver
3663602643647

€4



Unika clad on panel scribing kit

5023778908793

€12



Unika mitre glue pen

5023778901374

€13



Cicely kitchen handle drilling guide

Clear
3663602643746

€4



Cicely 45cm Slimline dishwasher conversion kit

White
3663602484899

€27



Cicely oven filler panel channel

White
3663602643562
















€7



Worktop joints

	EAN	Description/size	Colour/finish	€
	3663602635482	End cap 24mm (Suitable for Algiata post-formed)	Black	€7
	3663602635819	Butt joint connector 24mm (Suitable for Algiata post-formed)	Black	€7
	3663602635857	Corner joint connector 24mm (Suitable for Algiata post-formed)	Black	€7
	3663602635505	End cap 24mm (Suitable for Algiata post-formed)	Brushed	€7
	3663602635833	Butt joint connector 24mm (Suitable for Algiata post-formed)	Brushed	€7
	3663602635871	Corner joint connector 24mm (Suitable for Algiata post-formed)	Brushed	€7
	3663602634621	End cap 28mm (Suitable for 28mm laminate)	Black	€7
	3663602634683	Butt joint connector 28mm (Suitable for 28mm laminate)	Black	€7
	3663602635345	Corner joint connector 28mm (Suitable for 28mm laminate)	Black	€7
	3663602634638	End cap 28mm (Suitable for 28mm laminate)	Brushed	€7
	3663602634690	Butt joint connector 28mm (Suitable for 28mm laminate)	Brushed	€7
	3663602635352	Corner joint connector 28mm (Suitable for 28mm laminate)	Brushed	€7
	3663602634645	End cap 38mm (Suitable for kabsa)	Black	€11
	3663602634706	Butt joint connector 38mm (Suitable for kabsa)	Black	€11
	3663602635369	Corner joint connector 38mm (Suitable for kabsa)	Black	€11
	3663602634652	End cap 38mm (Suitable for kabsa)	Brushed	€11
	3663602634713	Butt joint connector 38mm (Suitable for kabsa)	Brushed	€11
	3663602635376	Corner joint connector 38mm (Suitable for kabsa)	Brushed	€11
	3663602634676	End cap 38mm square (Suitable for kala and berberis)	Brushed	€11
	3663602634669	End cap 38mm square (Suitable for kala and berberis)	Black	€11

Worktop installation

	EAN	Description/size	€
	3604199	Contact adhesive	€8
	5023778900070	Reflective foil sheet	€11
	5023778900087	Reflective foil tape	€11
	3663602634485	Edging trimmer tool	€7
	3663602634560	Worktop connector bolt 3 pack	€4
	3663602634577	Worktop connector bolt 30 pack	€16
	3663602634607	Hot rods 6 pack	€11
	3663602636199	Solid surface under mount sink brackets	€13
	5708055033701	Worktop oil 750ml	€24
	5708055033718	Worktop protector top up gel natural 400ml	€19
	5708055039871	Worktop protector top up gel dark wood 200ml	€19
	5708055033732	Solid timber worktop installation kit	€60
	5708055033695	Solid timber maintenance pre-treatment	€11
	5023778908809	Compact laminate installation kit	€33

Terms and conditions

Available for home delivery

Selected items are available to order for delivery direct to your home. Available for selected locations, delivery charges may apply. Free delivery on orders over €350. See in store for further details. Delivery times vary depending on the product. When placing an order in store please ask.

Store delivery service

If you're not able to get your items home from store why not use our store delivery service? This service enables you to have your items delivered to the ground floor of choice in your home. Ask your local store for details on their delivery area. Charges apply. Delivery charges apply.

Ordering and delivery

Some items may only be available for collection from store. You will be advised at the time of placing your order.

Order type†	Delivery charge
Small items	€10 free over €75
Large items	€15 free over €350

†Charges refer to the value of goods being delivered and exclude services. Delivery charges are correct at time of going to print and may be subject to change.

Ordering and delivery FAQs

Will all of my home delivered items arrive together?

Items delivered by different partners may arrive separately and at different times.

Do you deliver to my address?

Bulk products will be delivered to the kerbside outside of your address. You'll be advised at the checkout if this is the case, and you'll be responsible for moving these items onto your property.

Can B&Q let me know the time of my delivery?

Some of our delivery partners may contact you in advance by phone or by text message and may let you know either an estimated arrival time or confirm an am/pm delivery slot. If this applies to your order, we'll let you know before you checkout and in your confirmation email.

When will my home delivery order arrive?

For all other products, we'll let you know that we'll be in touch by phone or text message to arrange a delivery date.

Deliveries may be made between 8am and 6pm.

About our products

All products are subject to availability.

All prices are correct at time of going to press and maybe subject to change. Whilst we try to ensure accurate colour representation, please be aware that the photographic process may sometimes alter colours. Some items in our photographs

are included for display purposes and are not necessarily intended to be installed as shown with regard to proximity. Please refer to the instructions supplied with your product before installation. A summary of this price guide is available in Braille, large print or on audio cassette. Please ask at your local store for more details.

Doing your bit

Waste Electrical and Electronic Equipment (WEEE) and waste batteries must never be placed in any of your household wheellie bins. WEEE is taken back free of charge at electrical retail outlets on a one-on-one like-for-like basis. There is a container for small waste batteries in your local store. Local authority civic amenity facilities also take back WEEE and waste batteries free of charge. WEEE and waste battery recycling is free.

Returns policy

Please keep your receipt for anything you buy from us. It'll ensure we can help you if you need to bring something back.

If you return a product unused, with the original receipt within 45 days of purchase (or delivery where applicable) we'll exchange the product or issue a refund based on the original method of payment. For purchases made by debit/credit card, the same card must be used to process the refund. B&Q customer sales forms are an acceptable form of receipt.

Products that have been cut, made to measure or mixed to your requirements cannot be exchanged or refunded.

Your consumer rights are not affected.

If the product you purchase is faulty, or not as described, we may offer an exchange, refund or repair as appropriate, in accordance with your consumer rights.

You can return your items by:

In the first instance, return via Home Delivery

Contact us on 1800 946 327.

Lines are open 8am-8pm Monday to Saturday and 10am-4pm Sunday.

Email us at home.delivery@b-and-q.co.uk

Write to us at B&Q Customer Services Centre, North Avenue, Clydebank, West Dunbartonshire, G81 2NT.

Alternatively, return the product to your local B&Q store.

You'll need to take the product, your receipt/sales advice and the debit/credit card you used for payment with you.

GoodHome 25 year kitchen guarantee

Guarantee for 25 years from date of purchase.

Covers: GoodHome kitchen cabinets, door and drawer fronts, cabinet panels, cornice, pelmet, plinths, hinges, worktops and drawers.

Excludes: Kitchen appliances, taps, sinks, internal and external kitchen storage, bins, cabinet accessories, handles, under cabinet lighting, cabinet hanging brackets. see diy.com/customer-support/policies/terms/.

contacts

If you would like to leave feedback about your experience in our stores please let us know.

Email us You can contact us using our customer support form.

Call or write to us For questions relating to orders placed for home delivery, please call our dedicated line on 1800 946 327.

Monday-Saturday 8am-8pm, Sunday 10am-4pm.

For general enquiries call 1800 818 950. Monday-Friday 8am-8pm, Saturday 8am-5pm, Sunday 10am-4pm.

Or write to us at B&Q Customer Services Centre, North Avenue, Clydebank, West Dunbartonshire, G81 2NT.

Registered office B&Q, Chestnut Avenue, Chandlers Ford, Hampshire SO53 3LE

Where to find us

Store listed in **orange** is a large B&Q store. Our stores are open from early morning to late evening Monday to Saturday with reduced hours on Sunday.

Athlone Arcadia Centre	090 644 9199
Cork Mahon Point	0868159814
Galway Knocknacarra	091 573 400
Liffey Valley Liffey Valley Retail Park	016 299 499
Limerick City East Retail Park	061 422 499
Naas Newhall Retail Park	045 609 300
Swords Airside Retail Park	018 708 599
Tallaght Belgard Retail Park	016 804 650



The mark of responsible forestry

*Look for FSC® Certified products



When you have finished with this brochure please recycle it

Prices correct as of 10 April 2020. Prices and availability may have changed since the publication of this brochure. Customers are advised to check current prices and availability in store before purchasing.

Get the look



Book a planning appointment

Our team will help you imagine and design your dream kitchen. We'll help you get those creative juices flowing and give you a budget-friendly quote.

diy.com/roiplanningappointment

