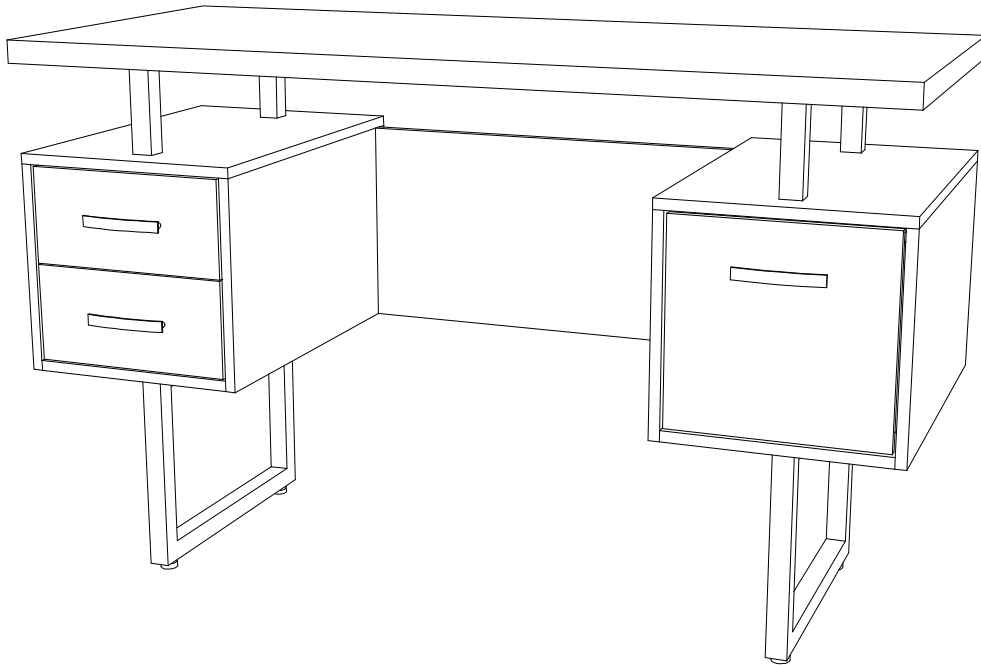


ASSEMBLY INSTRUCTIONS
INSTRUCTIONS DE MONTAGE
INSTRUCCIONES DE MONTAJE



Item No./Numéro d'article/Artículo No: G104000500



WE HAVE YOU IN MIND, LET US SERVE YOU!

Questions? Issues?

CONTACT US

24 hours / 7 days a week



www.sunjoyonline.com



customer.care@sunjoygroup.com

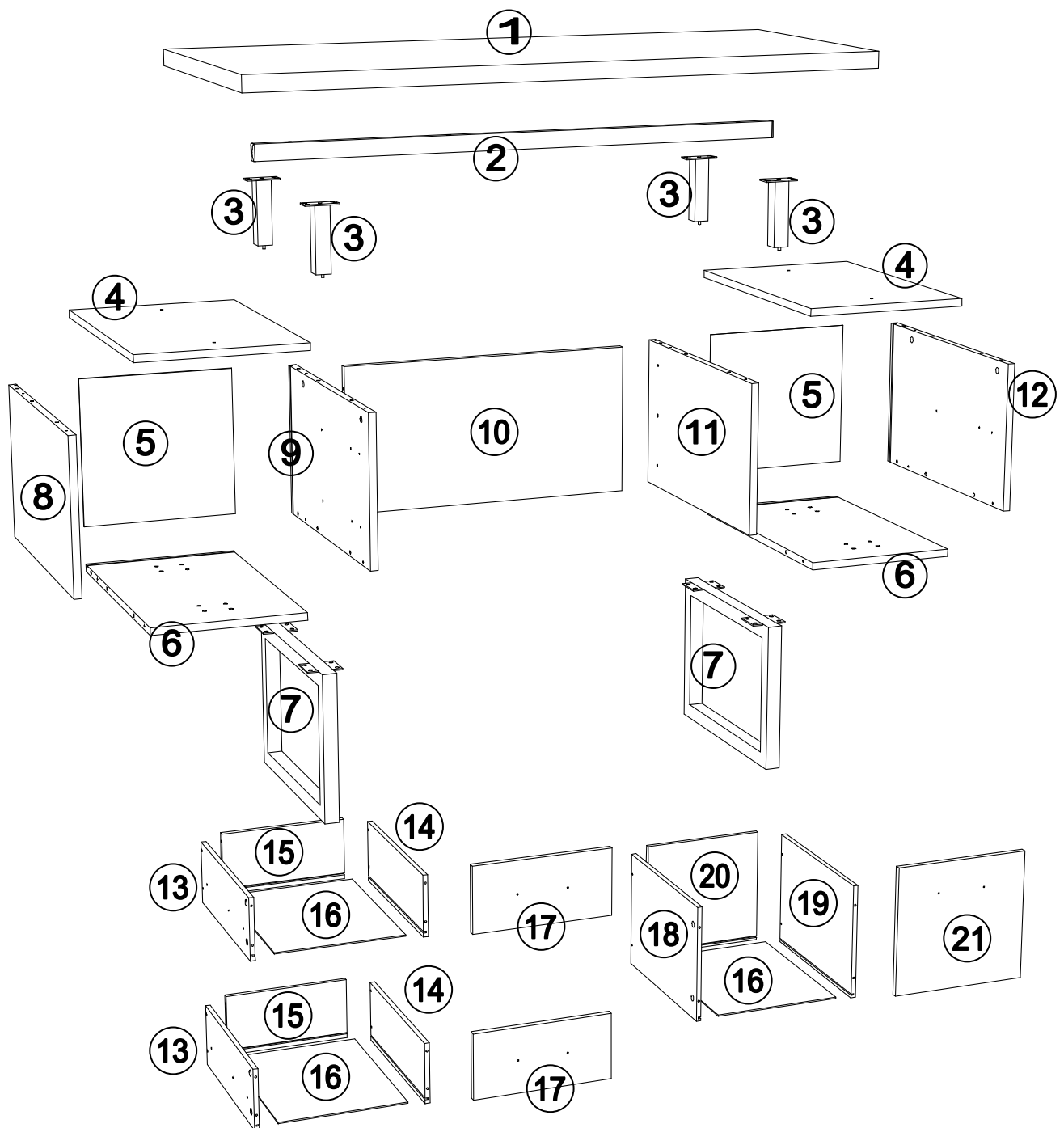


G10400050021



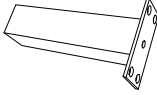
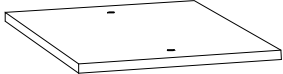

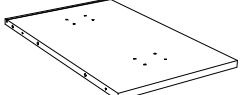
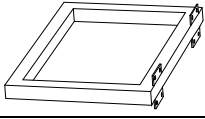
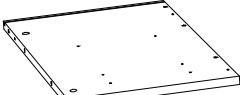
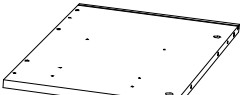

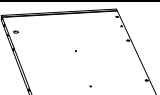

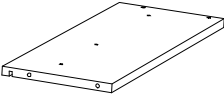
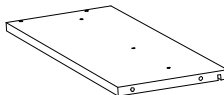
Country of Origin: China
Pais d'origine: Chine
Pais de origen: China

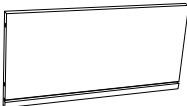
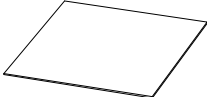
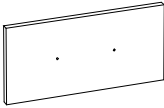
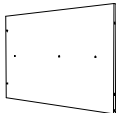
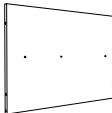

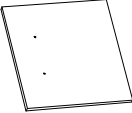
Production Number: xxxxxxxxxx
Numéro de fabrication: xxxxxxxxxx
Número de producción: xxxxxxxxxx

Exploded Drawing / Diagramme Agrandi / Diagrama Agrandad

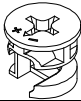

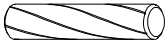

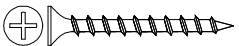
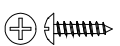



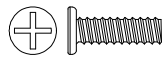

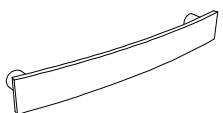

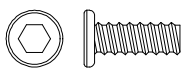


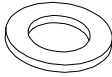
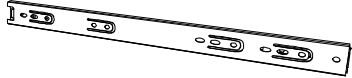
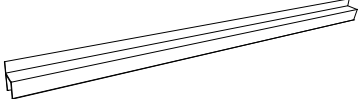
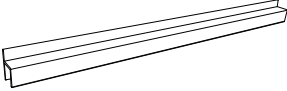


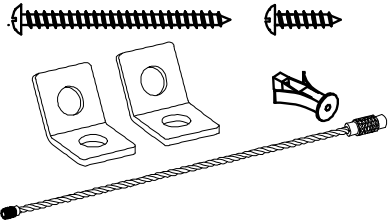
Parts List / Liste de Pièces / Lista de Piezas

Label Étiquette Etiqueta	Part Number Diagramme de la Pièce Diagrama de la pieza	Description Description Descripción	Qty Quantité Cantidad	Part Image Diagramme de la Pièce Diagrama de la pieza
1	P002100171	Desktop Dessus du Bureau Mesa del Escritorio	1	
2	P005700211	Support Bar Barre de Support Barra de Apoyo	1	
3	P005000205	Support Leg Patte de Support Pata de Apoyo	4	
4	P003700003	Top Panel Left Pedestal Piédestal Supérieure Du Panneau Gauche Pedestal del Panel Superior Izquierdo	2	
5	P004000099	Back Panel Left Pedestal Piédestal Du Panneau Arrière Gauche Pedestal del Panel Trasero Izquierdo	2	
6	P004300022	Bottom Panel Left Pedestal Piédestal Inférieure du Panneau Gauche Pedestal del Panel Inferior Izquierdo	2	
7	P005400197	Leg Patte Pata	2	
8	P003800203	Left Panel Left Pedestal Piédestal Gauche du Panneau Gauche Pedestal Izquierdo del Panel Izquierdo	1	
9	P003800204	Right Panel Left Pedestal Piédestal Droit du Panneau Gauche Pedestal Derecho del Panel Izquierdo	1	
10	P004000100	Support Panel Panneau de Support Panel de Apoyo	1	
11	P003800205	Left Side Right Pedestal Piédestal Droit du Côté Gauche Pedestal Derecho del Lado Izquierdo	1	
12	P003800206	Right Side Right Pedestal Piédestal Droit du Côté Droit Pedestal Derecho del Lado Derecho	1	
13	P003800207	Left Side Drawer Côté Gauche du Tiroir Cajón del Lado Izquierdo	2	
14	P003800208	Right Side Drawer Côté Droit du Tiroir Cajón del Lado Derecho	2	

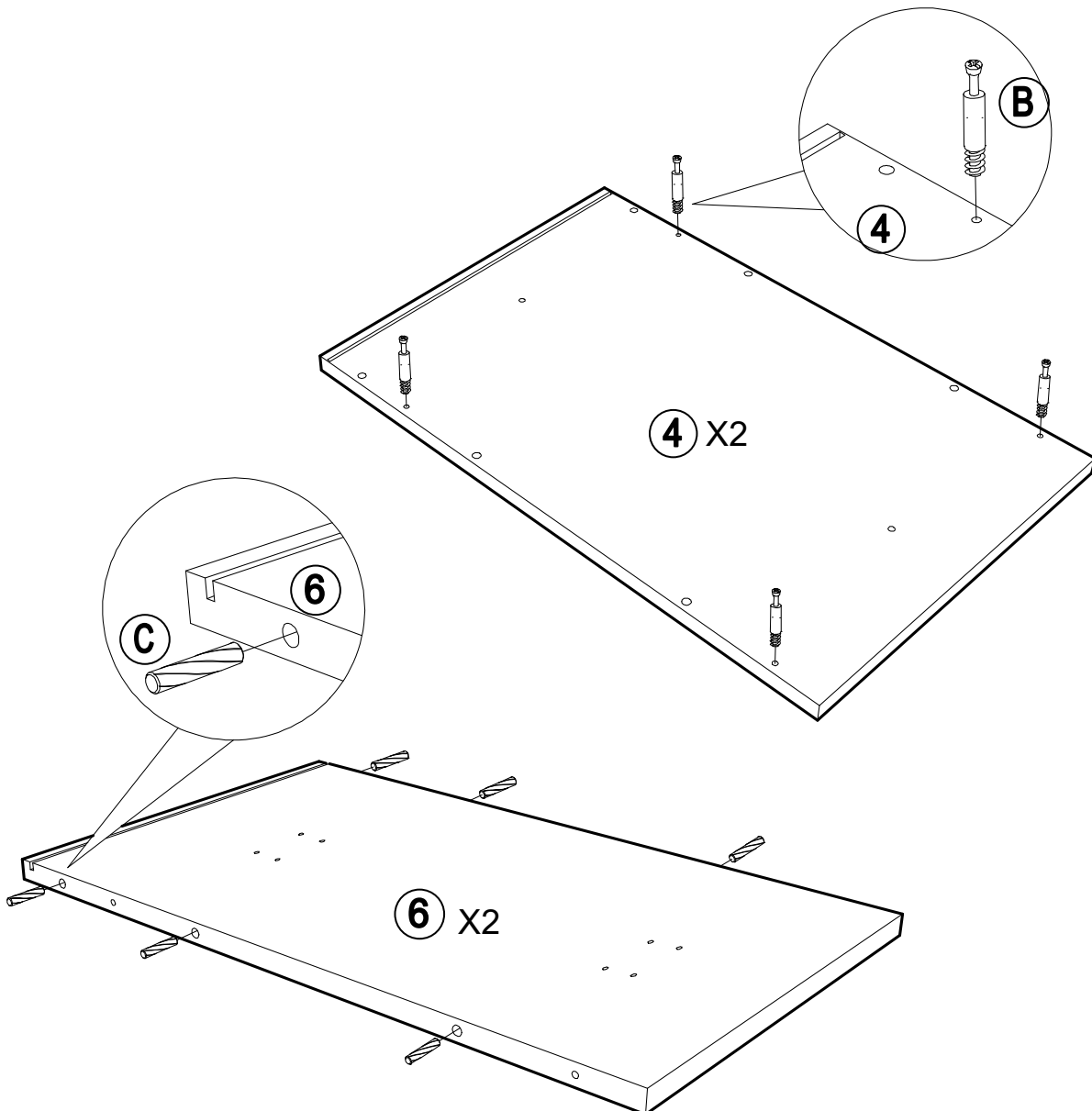
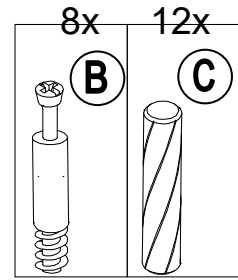
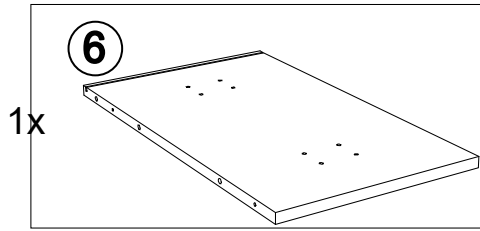
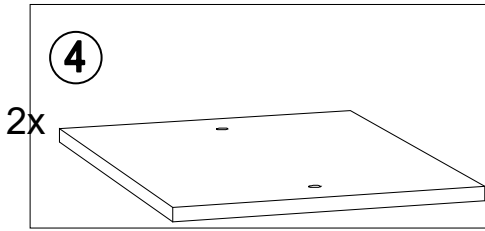
15	P004000101	Back Drawer Arrière du Tiroir Cajón Trasero	2	
16	P004300023	Drawer Bottom Fond Du Tiroir Cajón Inferior	3	
17	P003900044	Drawer Front Façade du Tiroir Cajón Frontal	2	
18	P003800209	File Drawer Left Côté Gauche du Tiroir du Fichier Cajón De Archivo Izquierdo	1	
19	P003800210	File Drawer Right Côté Droit du Tiroir du Fichier Cajón de Archivo Derecho	1	
20	P004000102	File Drawer Back Arrière du Tiroir du Fichier Cajón de Archivo Trasero	1	
21	P003900045	File Drawer Front Façade du Tiroir du Fichier Cajón de Archivo Frontal	1	

Hardware Pack / Sachet de Quincaillerie / Bolsa de Ferretería

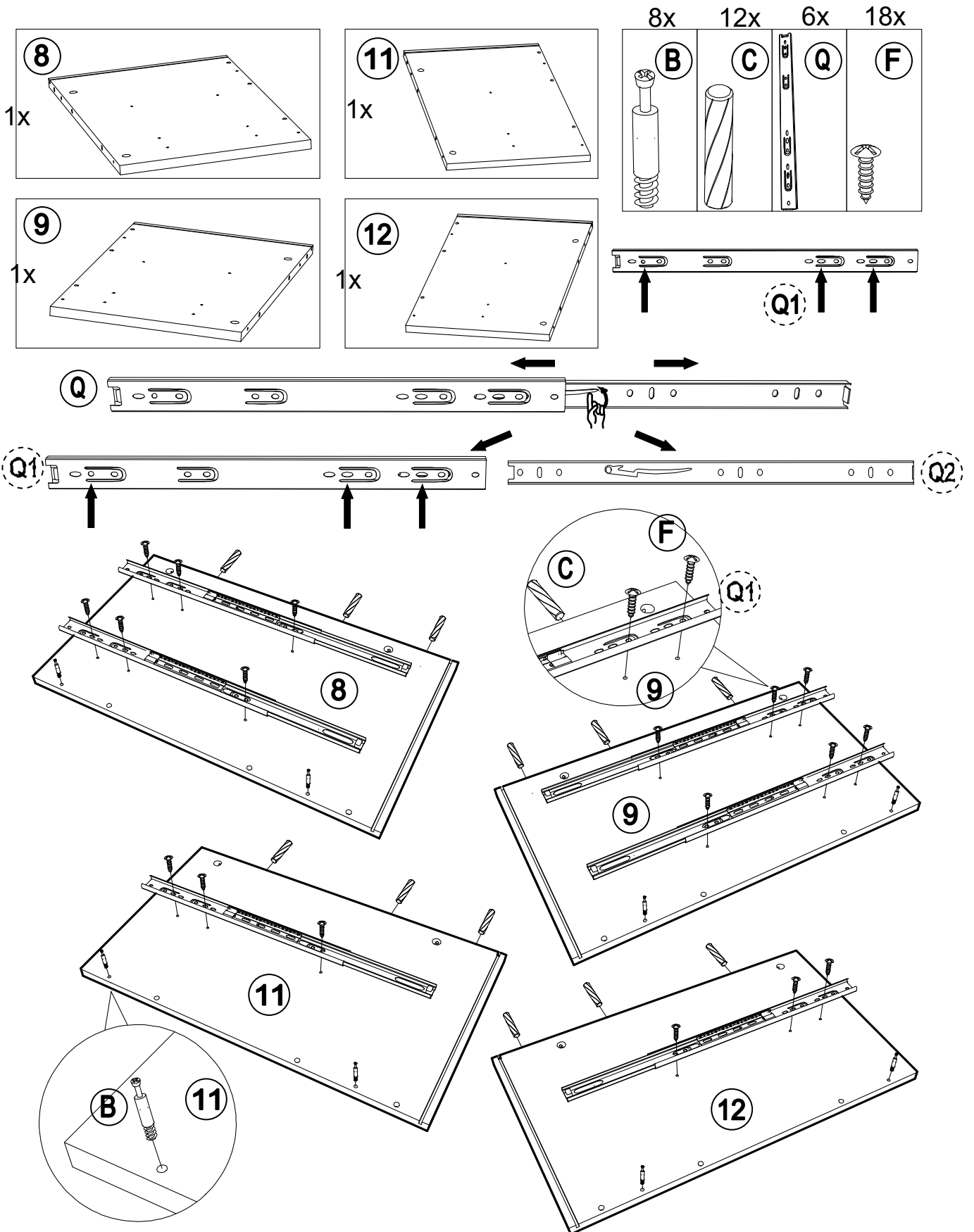
Label Étiquette Etiqueta	Part Number Diagramme de la Pièce Diagrama de la pieza	Description Description Descripción	Qty Quantité Cantidad	Spare De rechange Repuesto	Part Image Diagramme de la Pièce Diagrama de la pieza
A	H100020003	Hidden Cam Came Camouflée Traba Oculta	20	2	
B	H100010064	Cam Screw Vis Occulte Tornillo Oculto	32	2	
C	H060030003	Wood Dowel Goujon en Bois Clavija de Madera	26	2	
D	H990010006	Cap Bouchon Tapón	16	1	
E	H030050022	Screw ST4.2 *38 Vis ST4.2 *38 Tornillo ST4.2 *38	12	1	
F	H030070407	Screw ST3.5 *12 Vis ST3.5 *12 Tornillo ST3.5 *12	36	4	
G	H010070001	Bolt M4*22 Boulon M4*22 Tornillo M4*22	6	0	
H	H010150003	Bolt M6*25 Boulon M6*25 Tornillo M6*25	16	1	
I	H010150004	Bolt M6*60 Boulon M6*60 Tornillo M6*60	4	0	
J	H010150005	Bolt M6*20 Boulon M6*20 Tornillo M6*20	16	1	
K	P005300029	Floor Leveler Niveleur de Sol Nivelador de Piso	4	0	
L	P00510032901	Handle Manche Mango	3	0	
M	H100020001	Hidden Cam Écrou Occulte Tuerca Oculta	12	1	
O	H010030049	Bolt M6*16 Boulon M6*16 Tornillo M6*16	4	1	

P	H050010036	M6 Flat Washer M6 Rondelle Plate M6 Arandela Plana	4	1	
Q	P005100145	Extension Rail Rail d'Extension Raíl de Extensión	6	0	
R	P005100325	File Bar Barre du Fichier Barra de Archivo (398mm)	2	0	
S	P005100326	File Bar Barre du Fichier Barra de Archivo (308mm)	1	0	
T	P00510033001	File Bar Barre du Fichier Barra de Archivo	1	0	
U	H090030002	Allen Key Size 4 M4 Clé Hexagonale M4 Llave Hexagonal	1	0	
V	H099990076	Wall Anchor Kit Trousse d'Ancrage au Mur Juego de Ancla Mural	2	0	

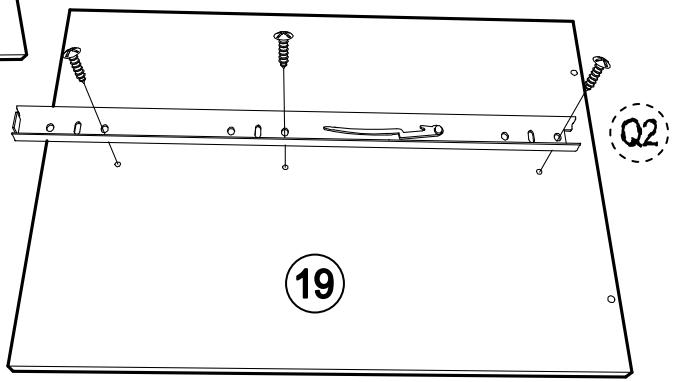
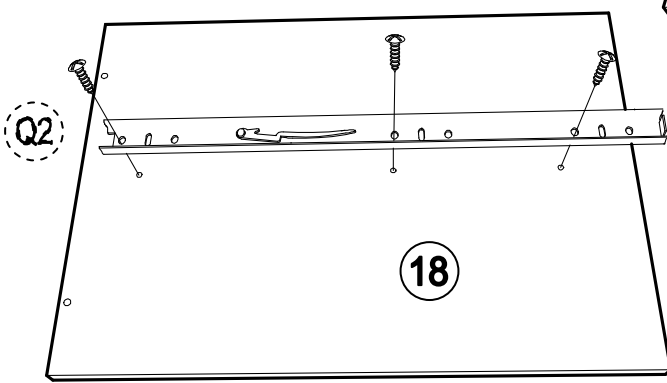
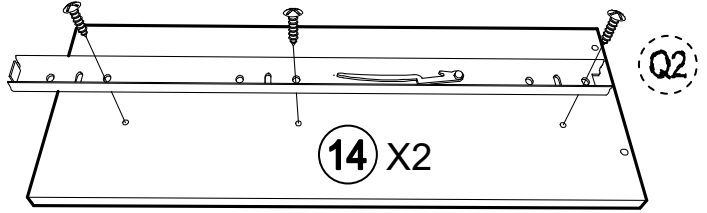
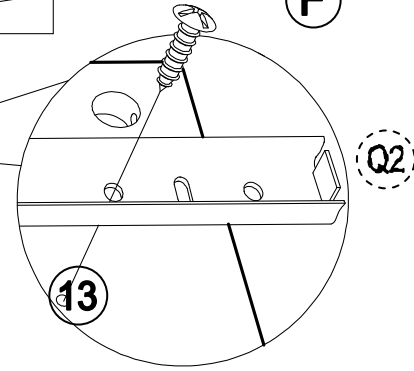
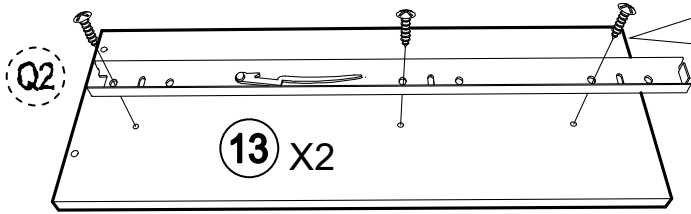
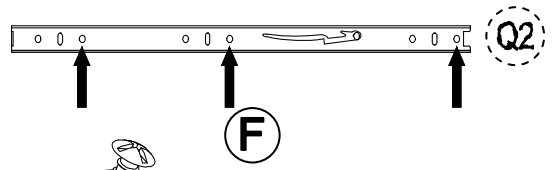
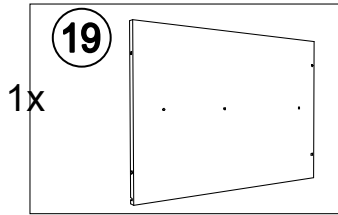
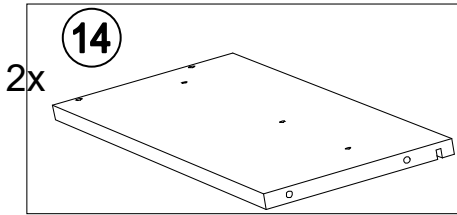
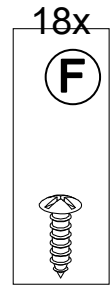
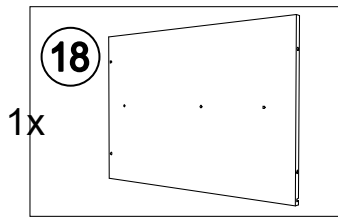
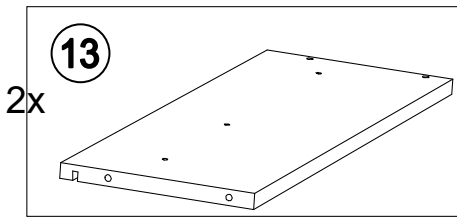
1



2

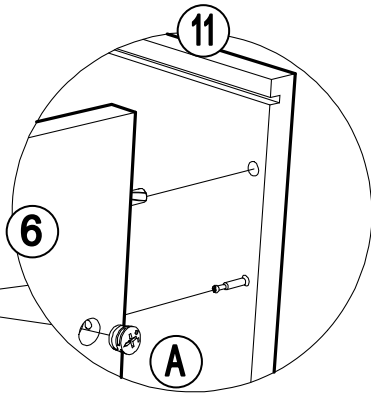
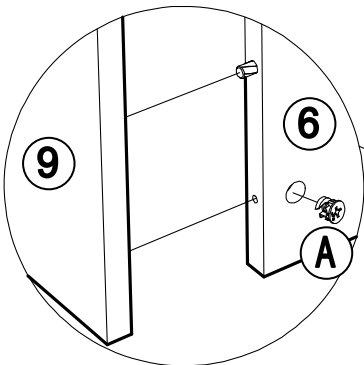
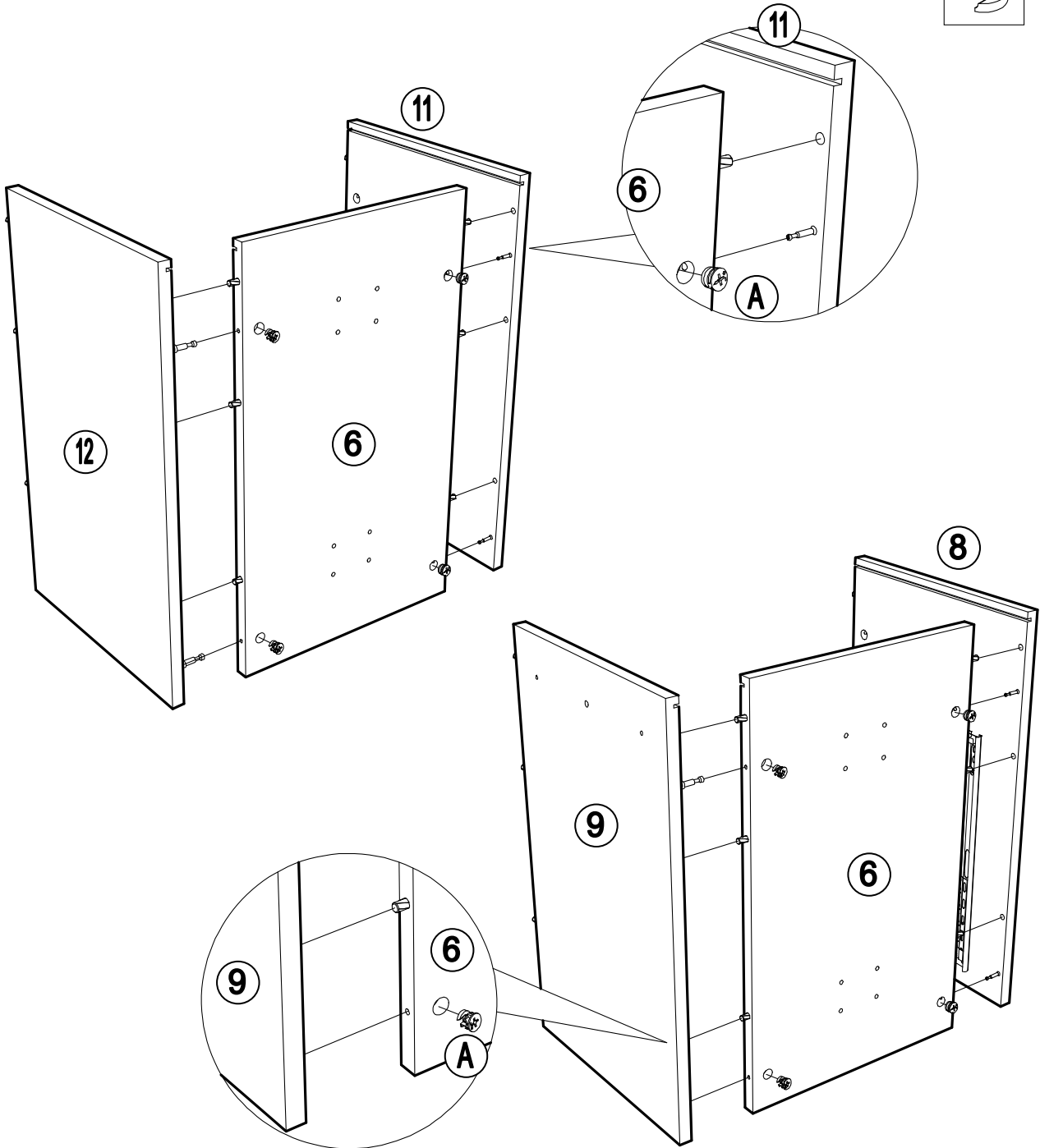


3

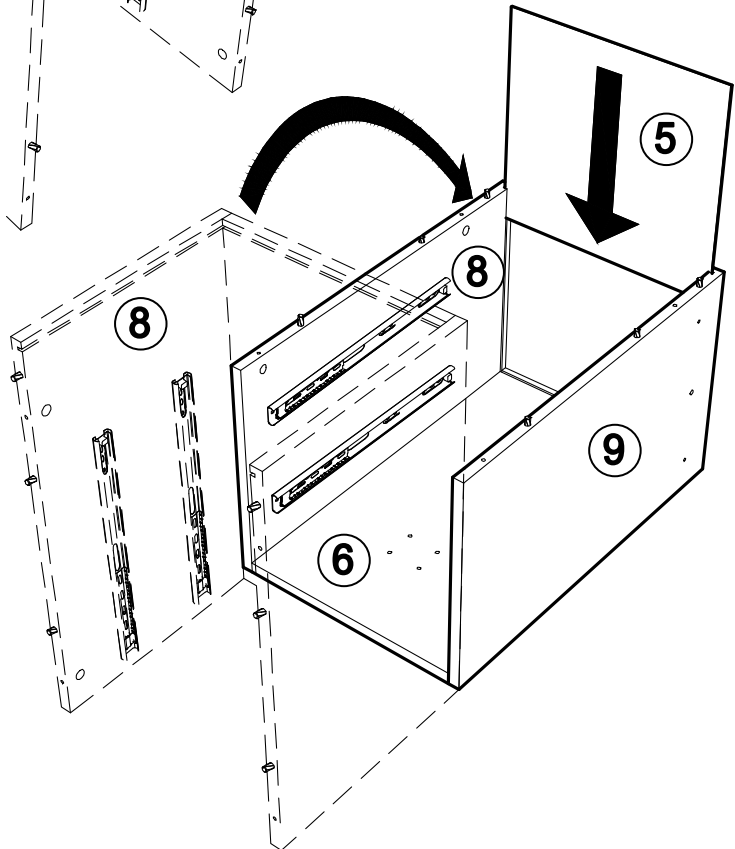
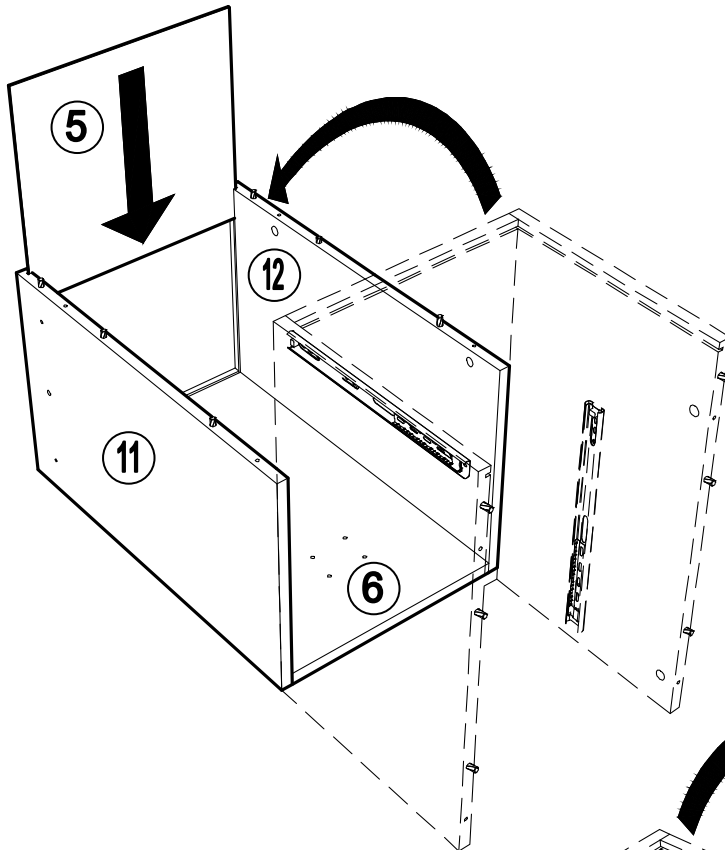
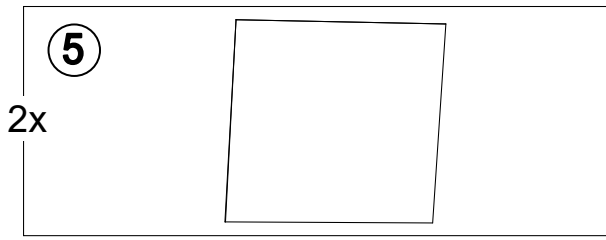


8x

A

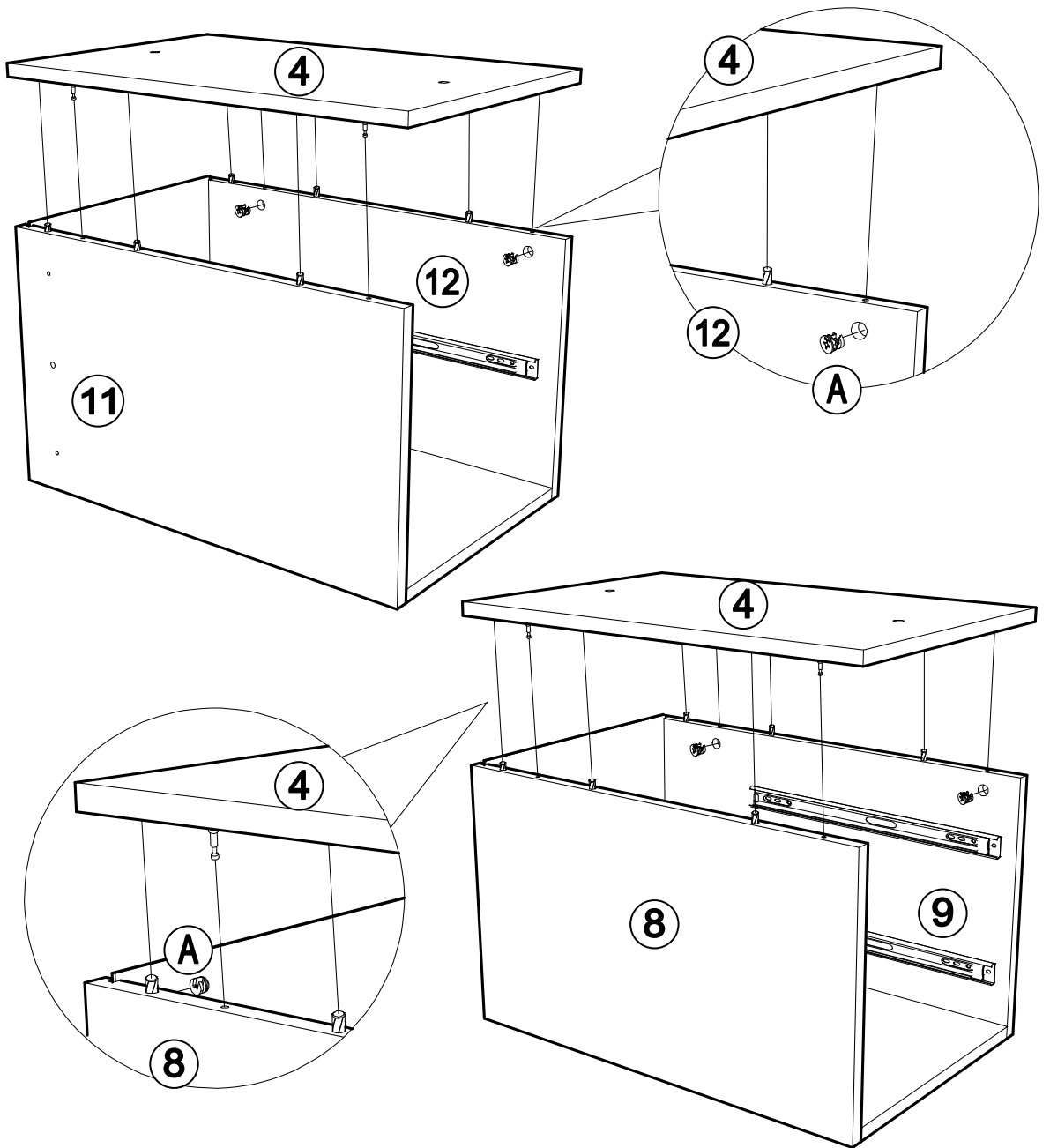


5

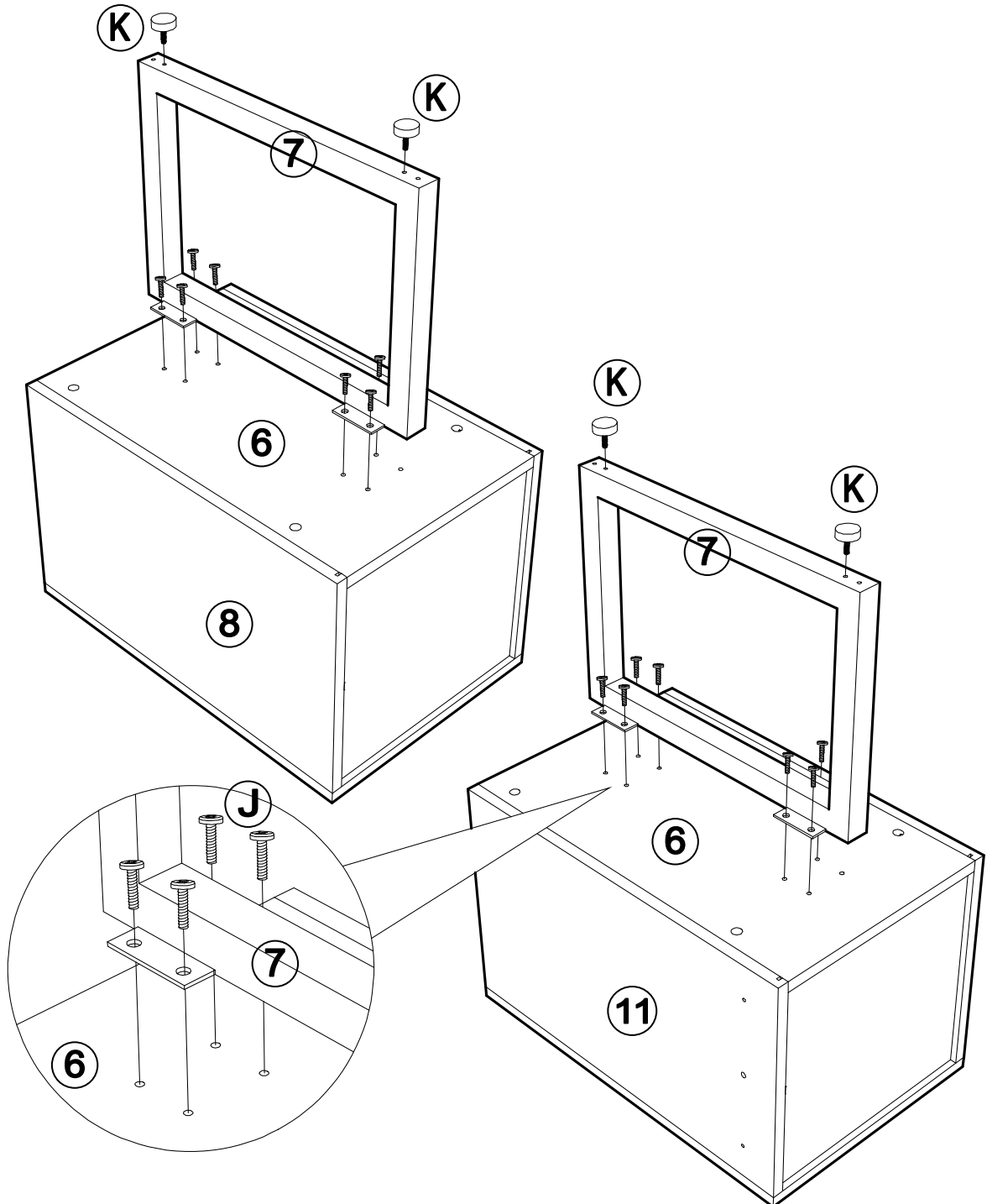
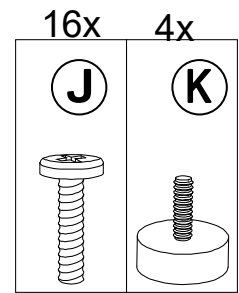
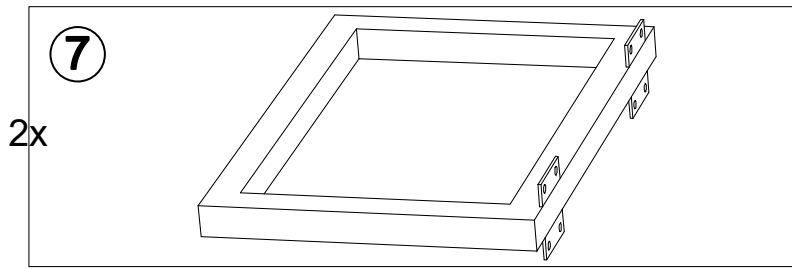


8x

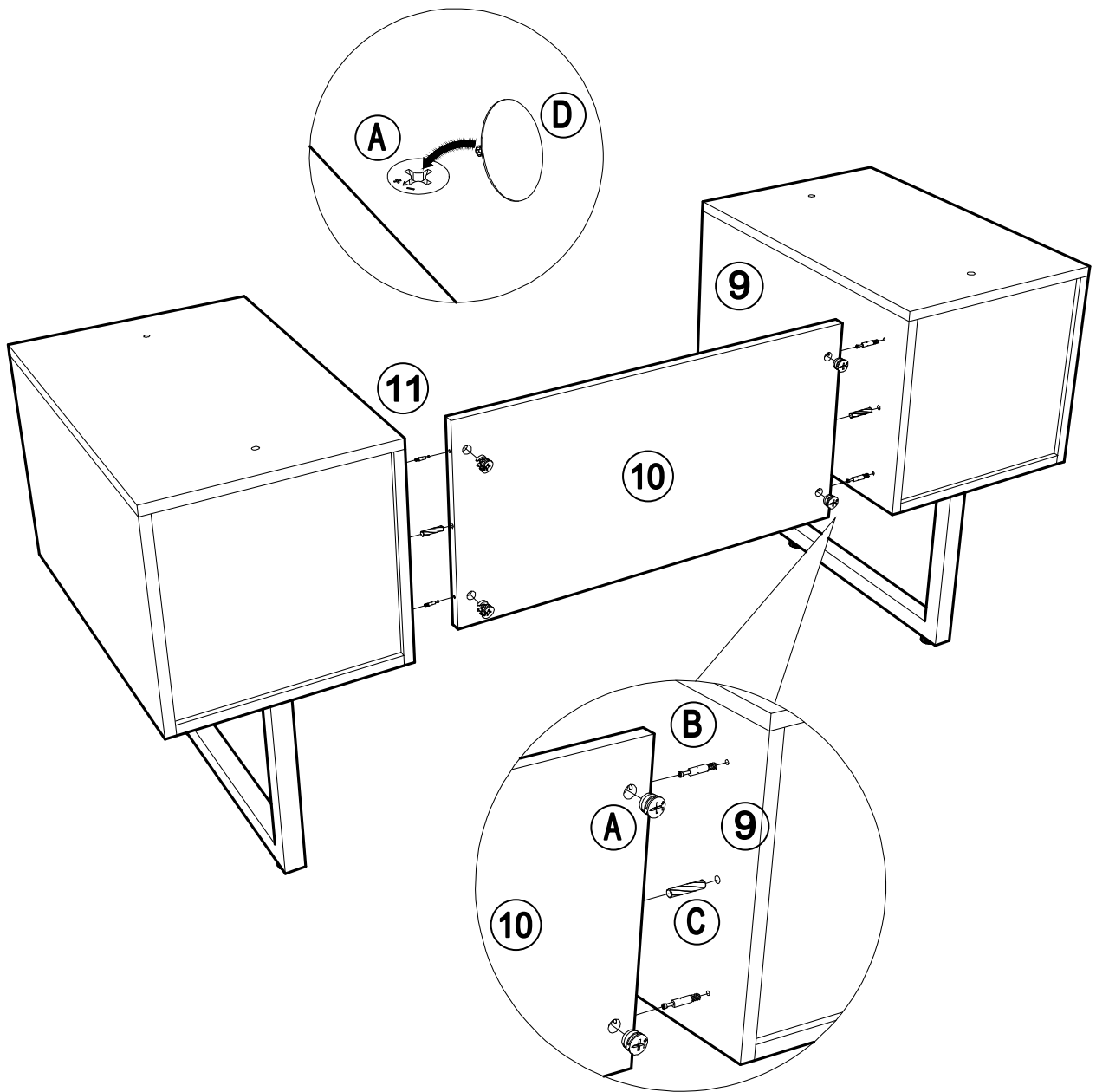
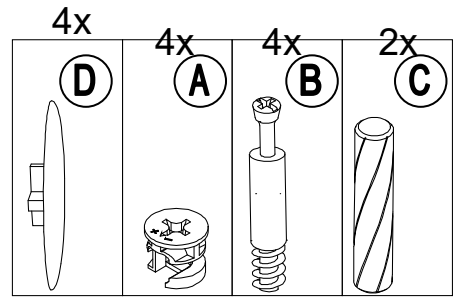
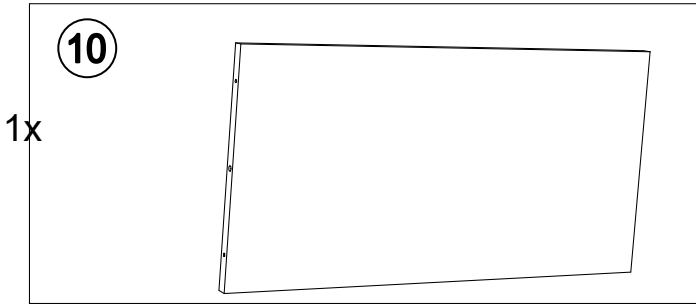
A



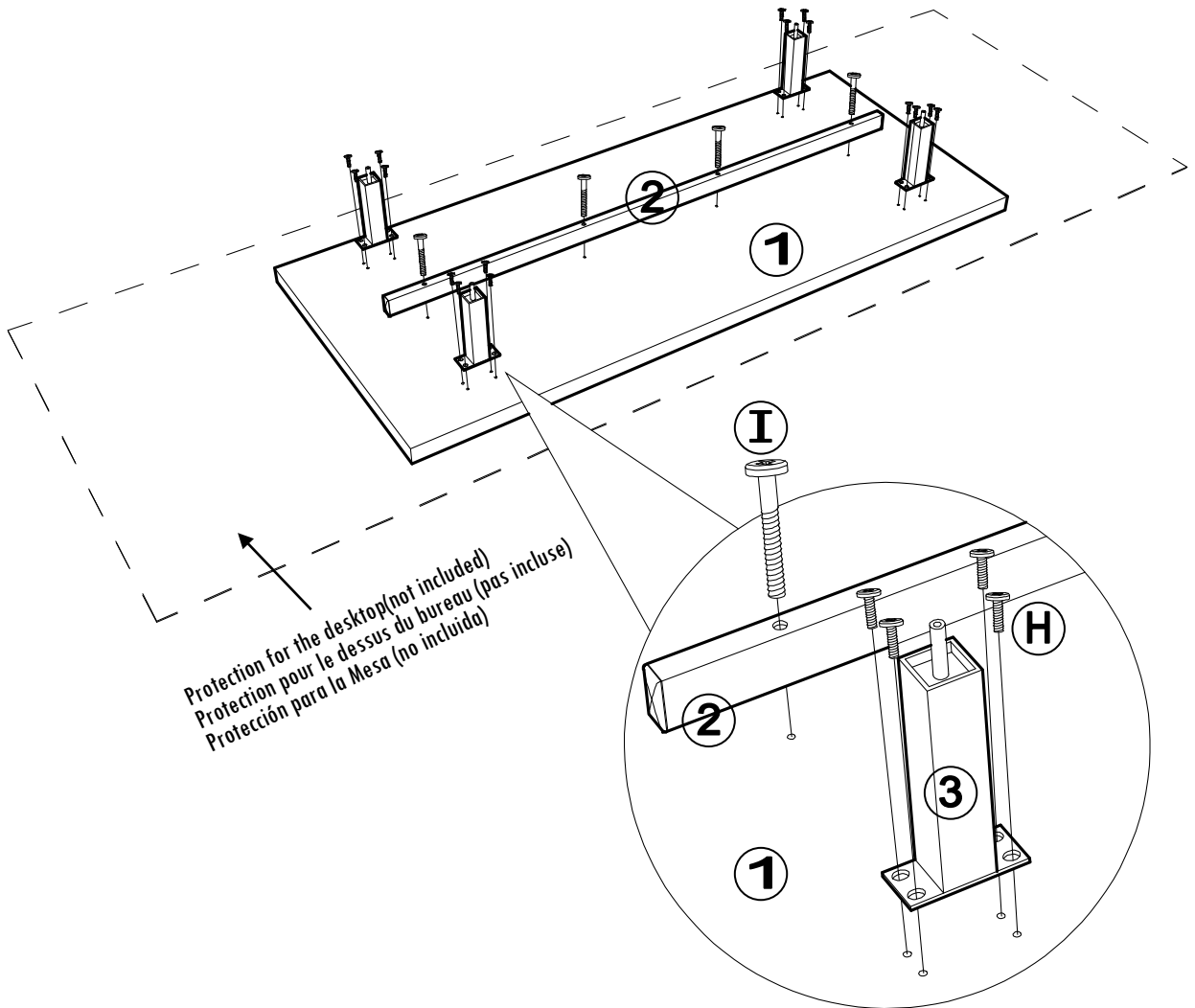
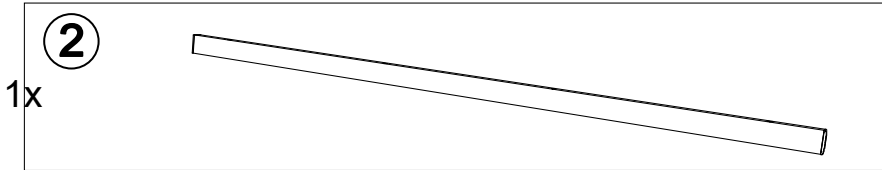
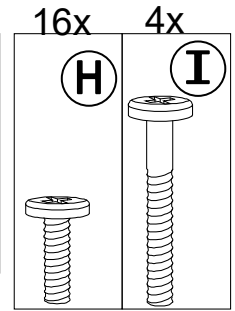
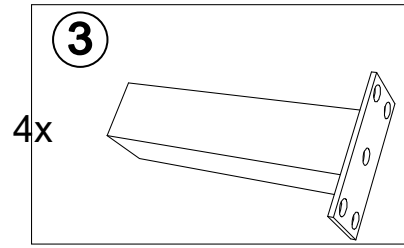
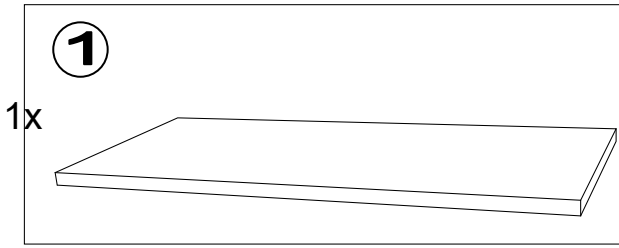
7

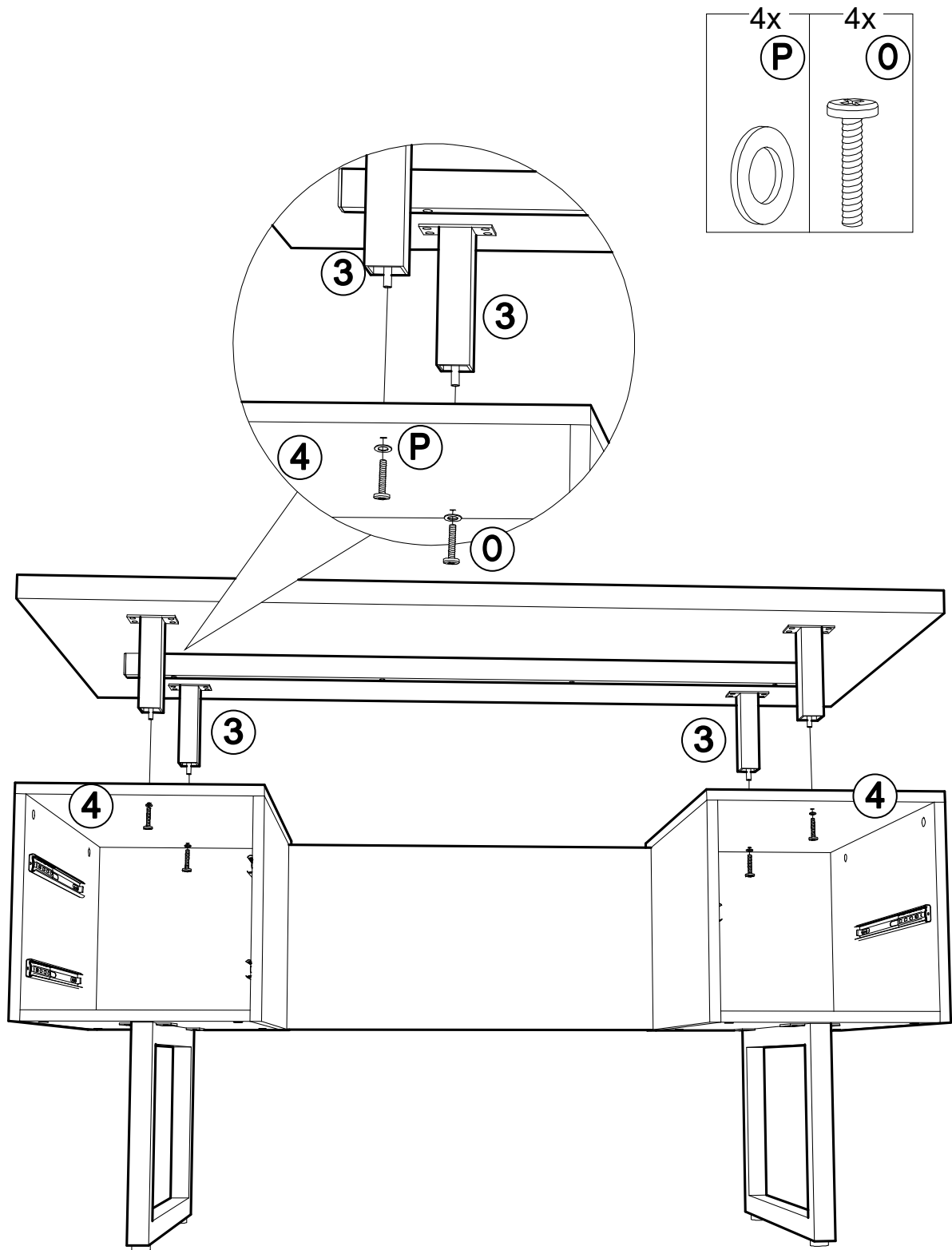


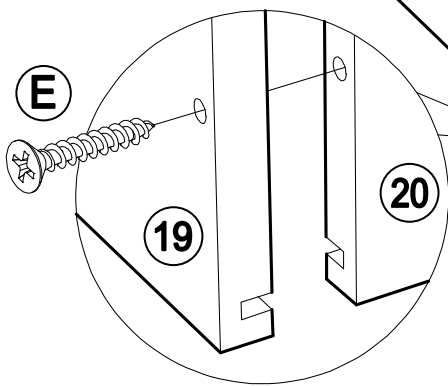
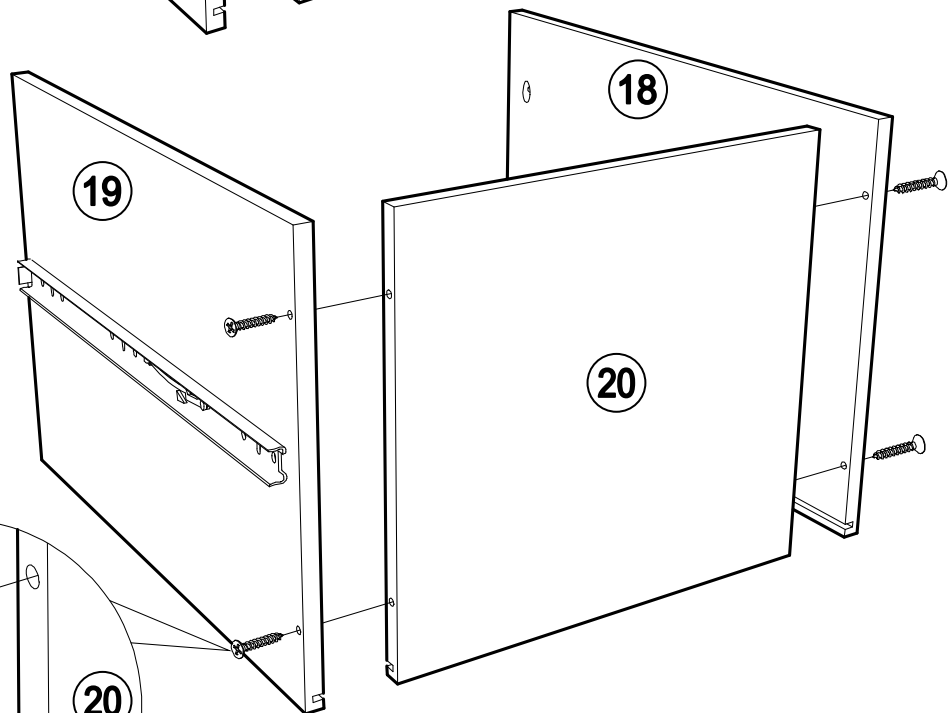
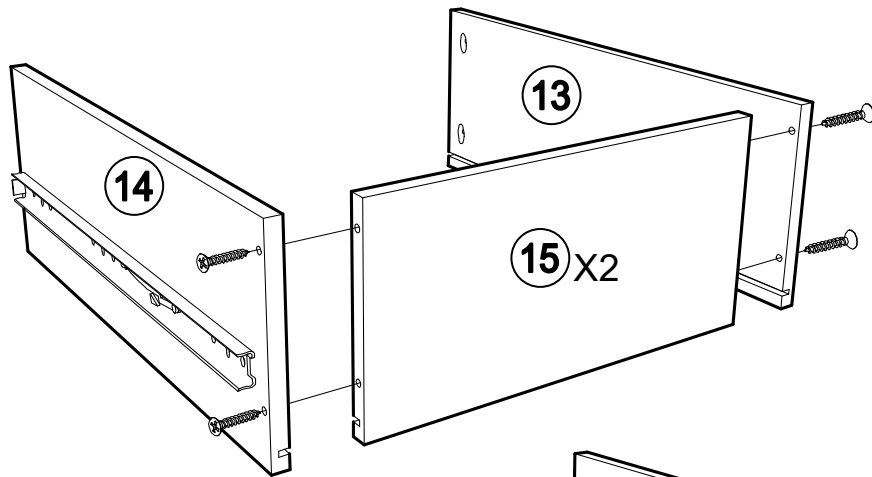
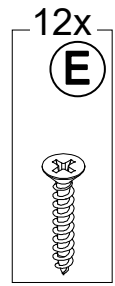
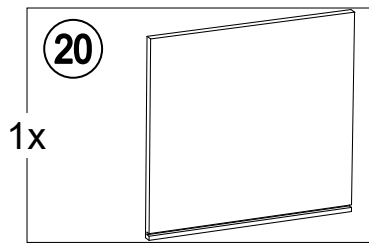
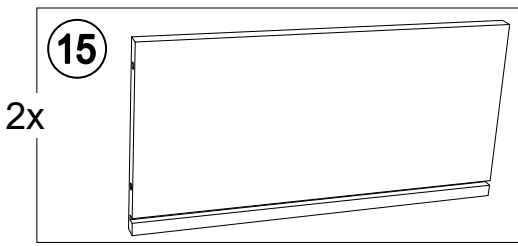
8



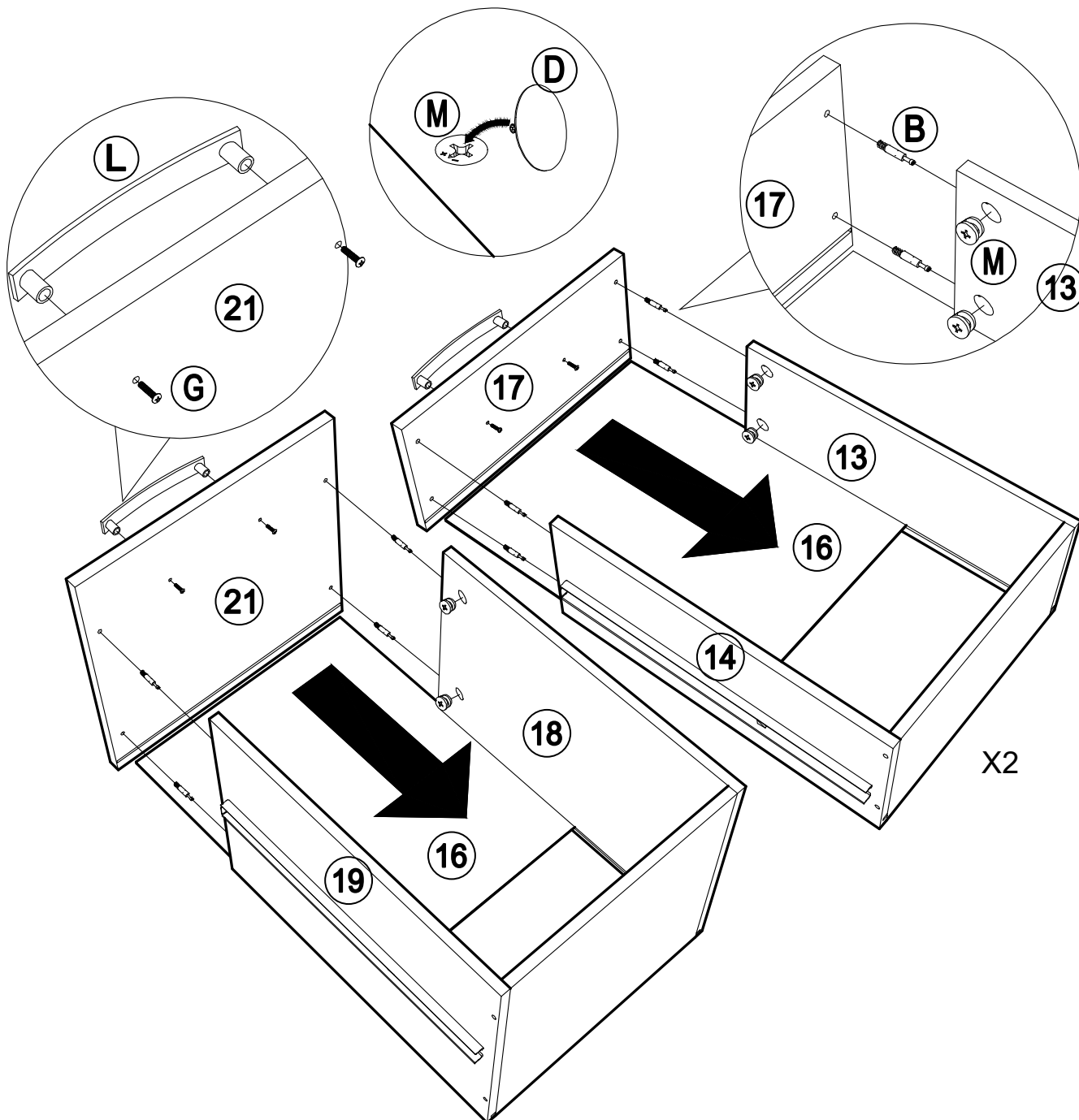
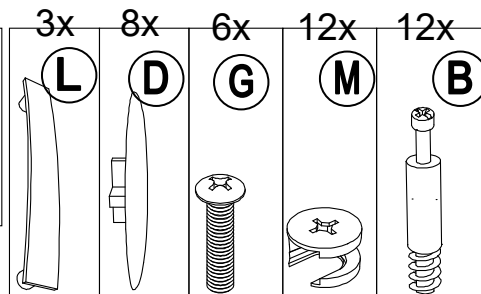
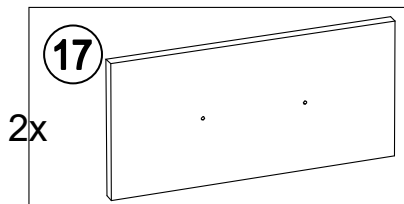
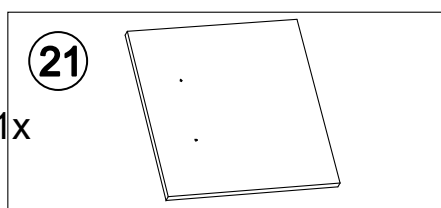
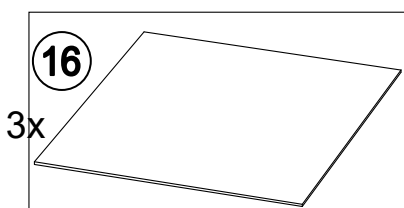
9



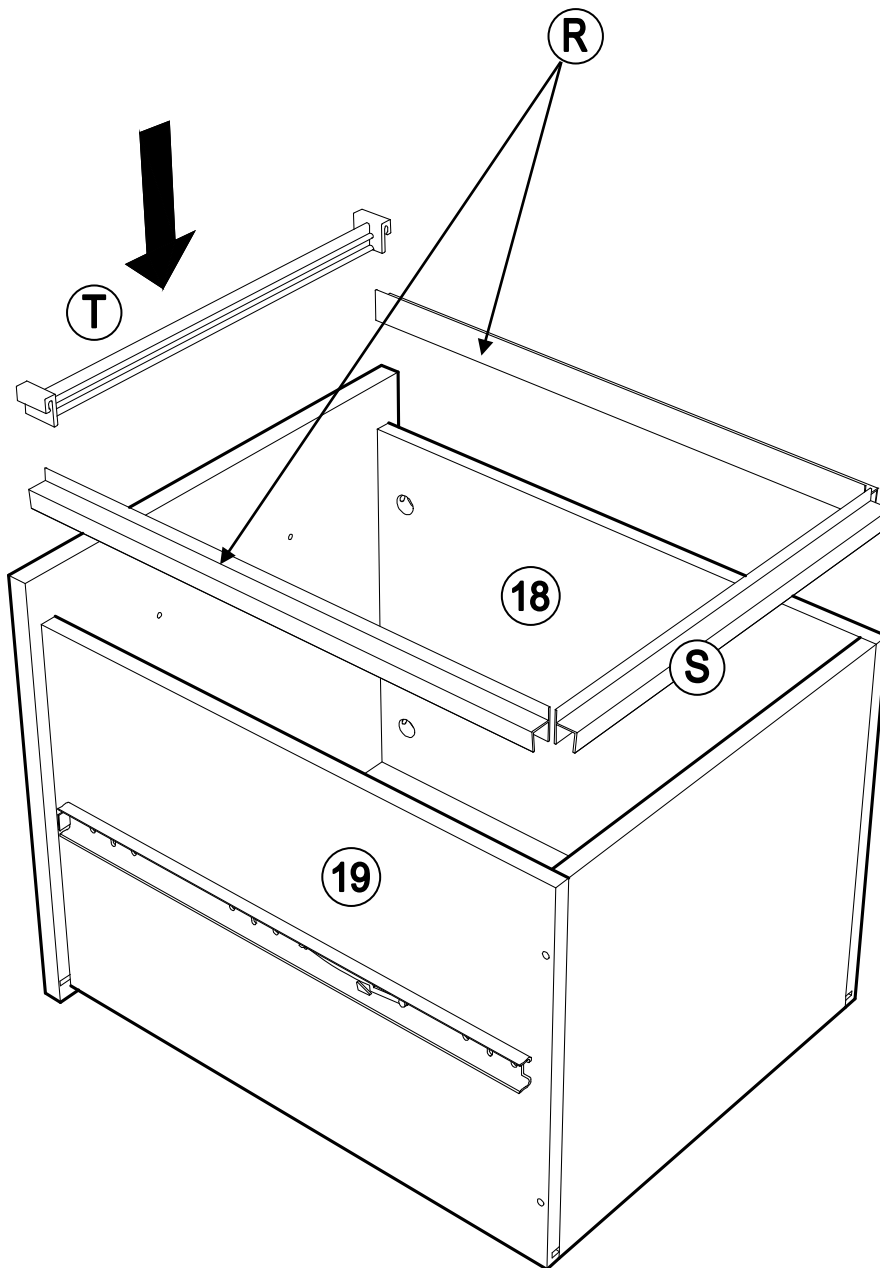
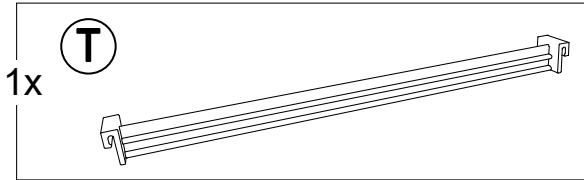
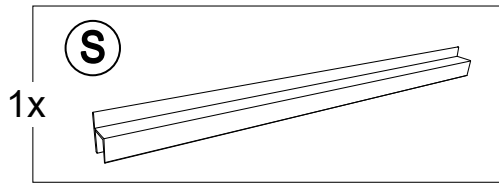
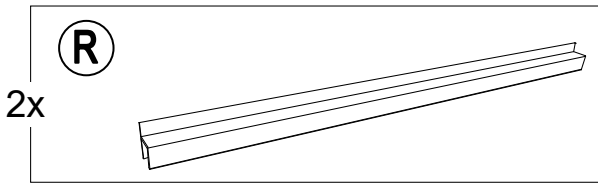


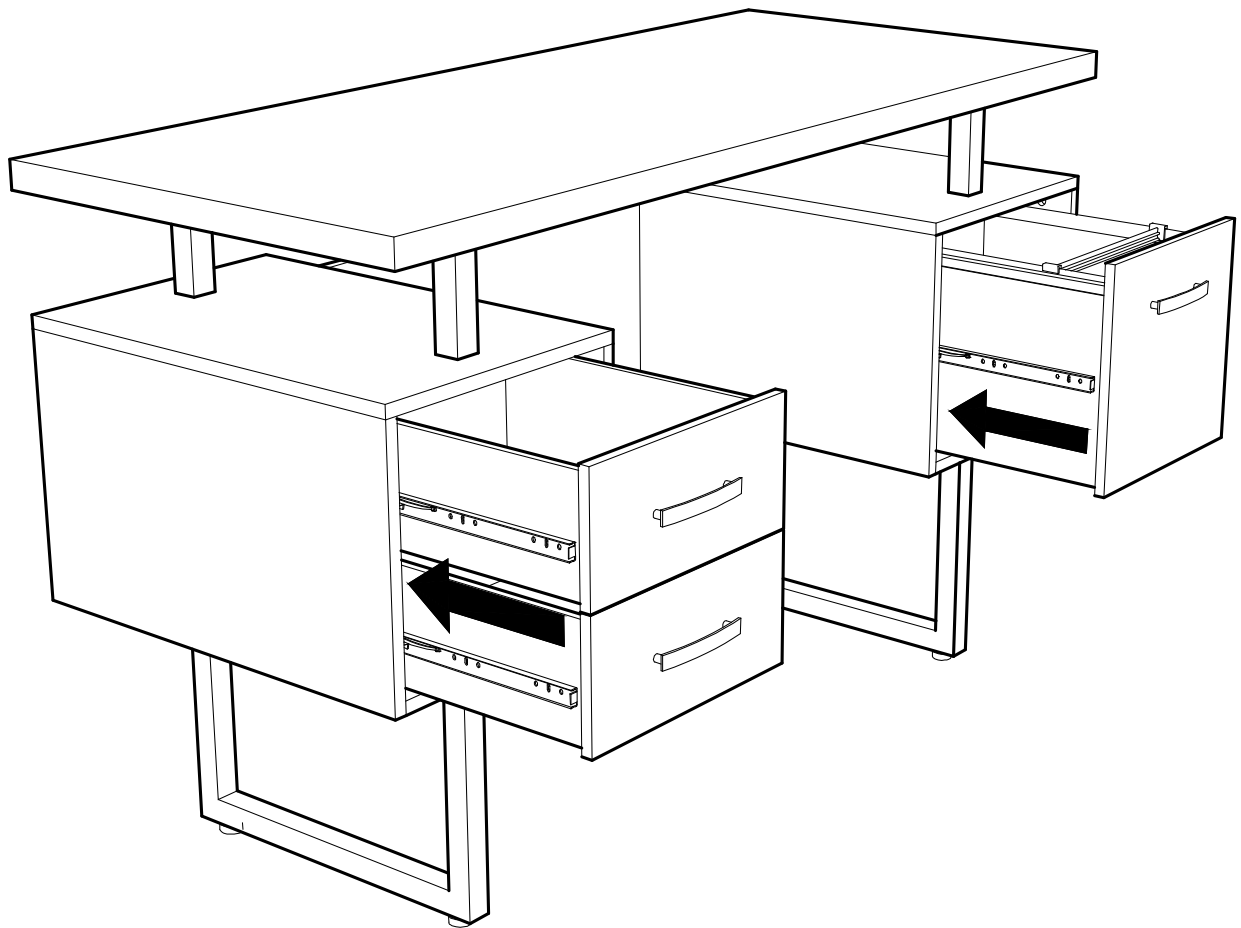


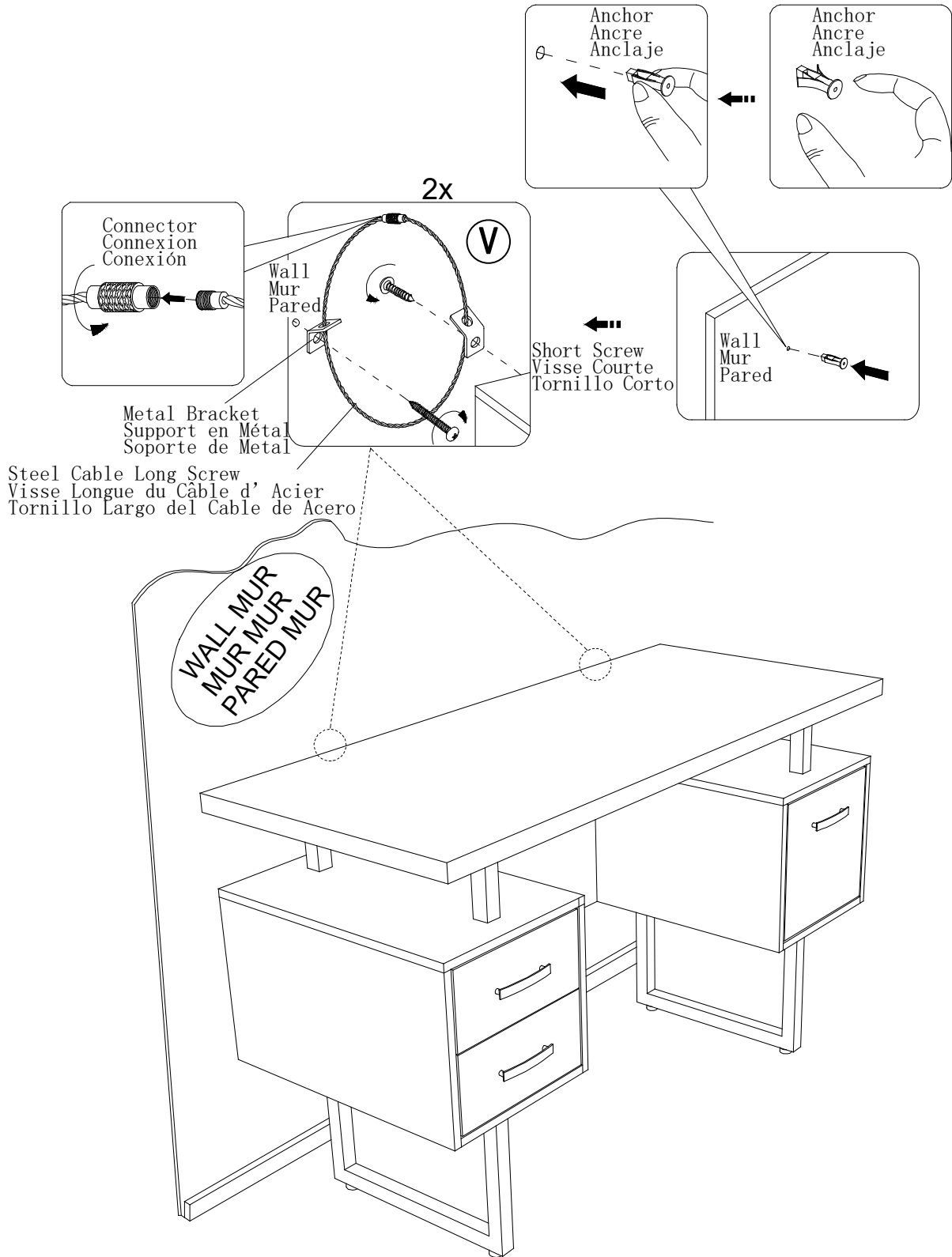
12



13







CARE AND MAINTENANCE / SOIN ET ENTRETIEN / CUIDADO Y MANTENIMIENTO

- Use a soft, clean cloth that will not scratch the surface when dusting.
- Using solvents of any kind on your furniture may damage the finish.
- Never use water to clean your furniture as it may cause damage to the finish.
- Liquid spills should be removed immediately. Using a soft, clean cloth, blot the spill gently. Avoid rubbing.
- Always use protective pads under hot dishes and plates. Heat can cause chemical changes that may create potting within the furniture finish.
- It is best to keep your furniture in a climate-controlled environment. Extreme temperature and humidity changes can cause fading, warping, shrinking and splitting of wood. It is advised to keep furniture away from direct sunlight as sun may damage the finish.
- Proper care and cleaning at home will extend the life of your purchase. Following these important and helpful tips will enhance your furniture as it ages.
- Utilisez un chiffon doux et propre qui ne va pas égratigner la surface quand vous faites la poussière.
- Vous pouvez endommager la finition de votre meuble si vous utilisez des dissolvants quelconques.
- N'utilisez jamais de l'eau pour nettoyer votre meuble pour éviter les dommages à la finition.
- Si vous renversez du liquide, nettoyez immédiatement. Utilisez un chiffon doux et propre et tamponnez délicatement la tache. Ne frottez pas.
- Utilisez toujours des coussinets protecteurs sous les plats et les assiettes chaudes. La chaleur peut causer un changement chimique qui peut créer des taches dans la finition du meuble.
- Il est préférable de garder votre meuble dans un environnement climatisé. Les températures extrêmes et l'humidité peuvent affaiblir, déformer, rétrécir, et fissurer le bois. Nous recommandons de garder le meuble hors de la lumière directe du soleil pour éviter les dommages à la finition.
- Les soins nécessaires et le nettoyage chez vous prolongera la vie de votre achat. Suivre ces conseils importants et utiles rehaussera votre meuble à mesure qu'il vieillit.
- Utilice un trapo suave y limpio que no vaya a arañar la superficie cuando limpia el polvo.
- Puede dañar el acabado de su mueble si utiliza cualquier disolvente.
- No utilice nunca agua para limpiar su mueble para evitar los daños al acabado.
- Si derrama algún líquido, límpielo inmediatamente. Utilice un trapo suave y limpio y dele toquecitos suaves a la mancha. No se debe restregar.
- Utilice siempre almohadillas protectoras bajo los platos y vajilla calientes. El calor puede causar un cambio químico que puede provocar manchas en el acabado del mueble.
- Es preferible guardar su mueble en un entorno climatizado. Las temperaturas extremas y la humedad pueden atenuar, deformar, estrechar y rajar la madera. Se recomienda guardar el mueble fuera de la luz directa del sol para evitar daños al acabado.
- Los cuidados y limpieza adecuada en su casa pueden alargar la vida de su compra. Seguir estos consejos importantes y útiles realzará su mueble a medida que los años pasan.

ONE-YEAR LIMITED WARRANTY / GARANTIE LIMITÉE DE UN AN / UN AÑO DE GARANTÍA LIMITADA

This limited warranty is extended to the original purchaser and applies to defects in material and workmanship of your item provided the item is maintained with care and used only for personal, residential purposes. The manufacturer warrants this item is free of defects in material and workmanship for a period of one year. If any defect is found, please email at customer.care@sunjoygroup.com for help. The manufacturer will not cover transportation or delivery costs or compensate the individual or any outside party for assembling or disassembling the product.

Cette garantie limitée ne s'applique qu'à l'acheteur original et aux défauts en matériel et en main d'oeuvre de votre produit, à condition que l'article a été maintenu avec soin et utilisé uniquement pour emploi personnel et résidentiel.

Le fabricant garantit que cet article n'a aucun défaut matériel et de main d'oeuvre pendant une période de deux ans. Si vous trouvez un défaut, veuillez email à customer.care@sunjoygroup.com pour de l'aide. Le fabricant ne couvre pas pour frais de transport ni de livraison et n'indemnise ni l'individu, ni n'importe quelle autre personne pour le montage et démontage du produit.

Esta garantía limitada se concede al comprador original y se aplica a defectos materiales y de mano de obra de su producto, siempre y cuando el artículo haya sido mantenido con cuidado y utilizado solo para uso personal y residencial.

El fabricante garantiza que este artículo no tiene ningún defecto material y de mano de obra durante un periodo de dos años. Si encuentra algún defecto, llame, por favor, por correo E a staples@sunjoygroup.com para que le ayuden. El fabricante no cubre por los gastos de transporte o de entrega, ni compensa al individuo o cualquier otra persona por el montaje o desmontaje del producto.