

**WALTHER
STRONG®**




We are rated 4.8 out of 5

**IF YOU'RE A PROFESSIONAL
YOU'RE USING WALTHER STRONG**



4MM THICK



DRAMATICALLY REDUCE NOISE & VIBRATIONS

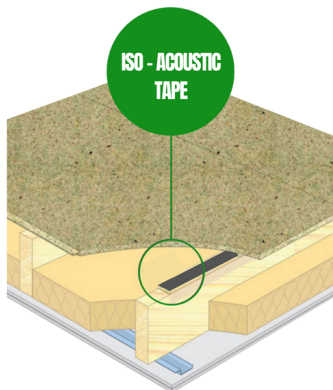
WHEN SOUNDPROOFING GARDEN ROOMS, LOFT CONVERSIONS & ALL WALLS, FLOORS AND CEILINGS

AVAILABLE IN STORE OR ONLINE



1 - Prepare Surface
[remove all debris & dust]

2 - Apply Tape
[apply evenly to the top of
each joist]



3 - Press Firmly
[apply firm pressure along tape]

4- If Joists Are Wet
[Staple tape down & as the joists
dry the adhesive will bond]

5- Don't Over-Tighten Screws
[Don't counter sink screw heads]




30MM x 30M
WS-ACT-30X30PR



50MM x 30M
WS-ACT-50X30PR



70MM x 30M
WS-ACT-70X30PR



95MM x 30M
WS-ACT-95X30PR

Acoustic Soundproofing EN specialist tape

- Strong self-adhesive
- Fully trialled & tested
- 4MM thick
- Used on all wall & floor systems
- Use on timber, steel stud & zinc joists
- Reduces noise & vibrations