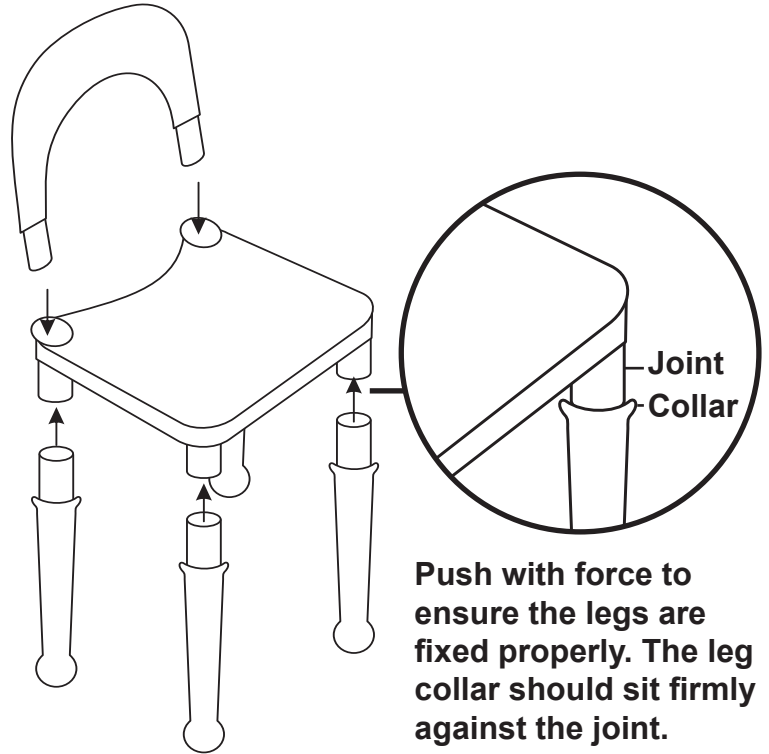
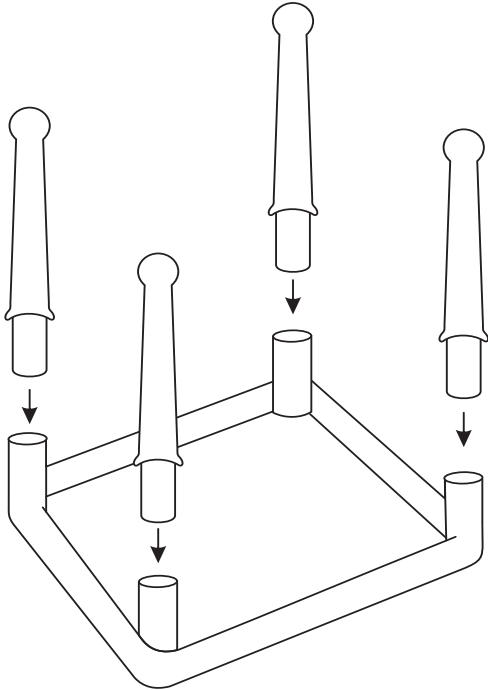


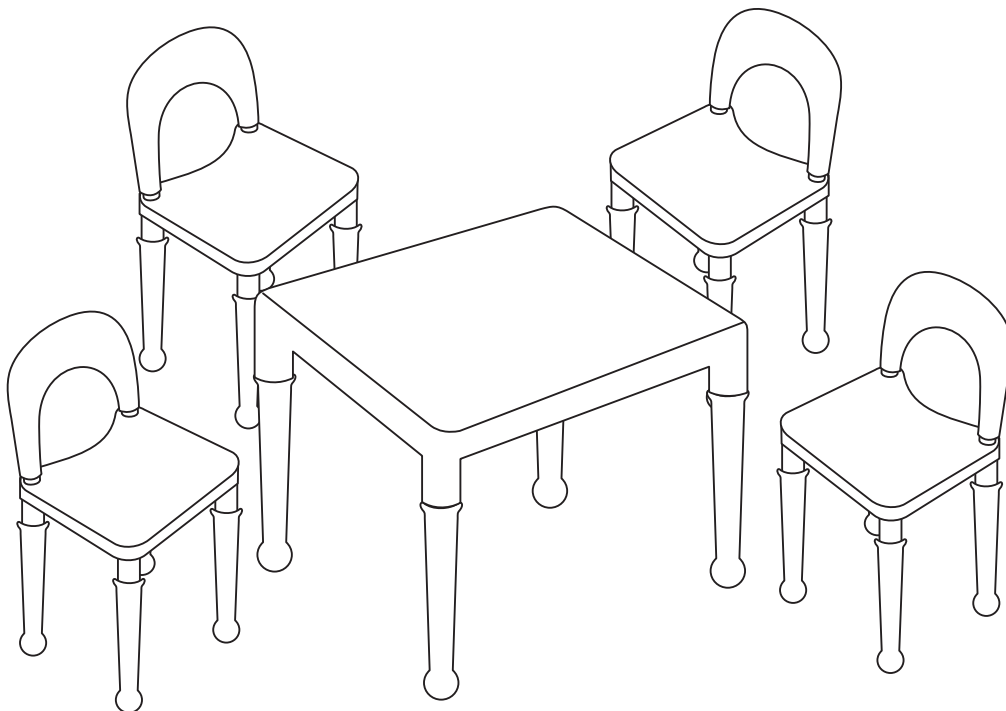
**IMPORTANT! RETAIN THESE INSTRUCTIONS FOR FUTURE REFERENCES.
ASSEMBLY TO BE CARRIED OUT BY A COMPETENT ADULT ONLY.**

Fully insert all table and chair legs correctly.



Push with force to ensure the legs are fixed properly. The leg collar should sit firmly against the joint.

COMPLETE



CARE/CLEANING INSTRUCTIONS

- Wipe clean with a damp cloth to ensure that the product is completely dry and tidy before storing.
- Store in a dry and ventilated area to prevent mildew.
- DO NOT use bleach or chemical solutions to clean the product.
- DO NOT expose to sunlight or other heat sources for a prolonged period.

SAFETY TESTED

The product conforms to:
EN71 Part 1:2014+A1:2018 / EN71 Part 2:2020 / EN71 Part 3:2019+A1:2021
FIRA FRQG C001:2021 / FIRA FRQG C003:2021
BS EN17191:2021

WARNINGS

1. DO NOT use this product if any part is broken, torn or missing. Please contact your supplier and spare parts can be supplied – please use only parts approved by the manufacturer.
2. DO NOT place this product near a window, as it can be used as a step by the child and cause the child to fall out of the window.
3. DO NOT place this product near a window where cords from blinds or curtains may strangle a child
4. Be aware of the risk of open fires and other sources of strong heat in the vicinity of the product.
5. Please keep children away from the work area during assembly of this product – due to possible risk of injury.
6. The maximum loading weight of the product is 30 KG.
7. This product is suitable for children in the age range of 18 months to 6 years old.
8. No tools are required to assemble this product.