

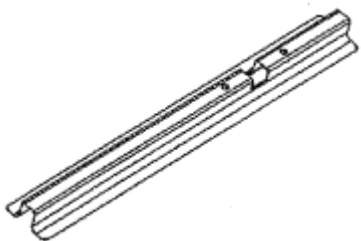


CANTILEVER PARASOL

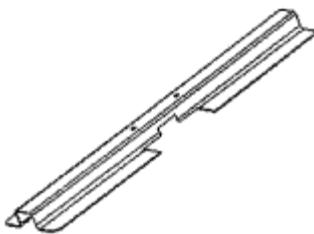
SAFETY & WARNINGS

- This umbrella was made for the explicit purpose of providing outdoor functions and is not to be used as a toy.
- This product is intended for normal outdoor use; however, the manufacturer recommends storing and / or covering this umbrella when any formidable severe weather is approaching.
- Do not locate this product near open flames.
- Do not use this product as a support.
- Do not shake, lean or climb on the product.
- Children under the age of 10, near the product, should be supervised by a competent adult at all times.
- **WARNING:** Please keep children out of the assembly area before assembly.
- Do not locate the product near any heat source.
- Never use the umbrella in high wind conditions. Damage to the umbrella can occur.
- When not in use, secure the product in a cool and covered location.
- Umbrella should not be used in the event of wind, rain, hail, sleet, snow or any other inclement weather.
- Always close and secure the product when not in use.

COMPONENTS



A: Leg (x1)



B: Leg (x1)



C: Column (x1)



D: Screw (x4)
M8x18



E: Ring (x4)
M8

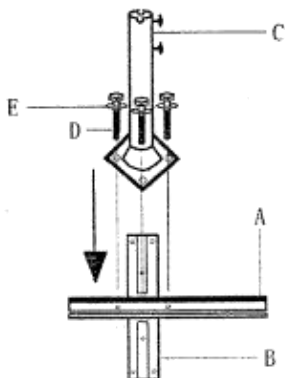


F: Umbrella
(x1)

INSTALLATION

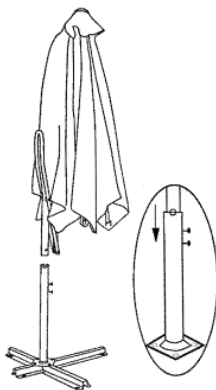
Step 1

Lay legs (A and B) across each other on a clean surface as shown. Attach column (C) to legs (A and B) with rings (E) and screws (D).



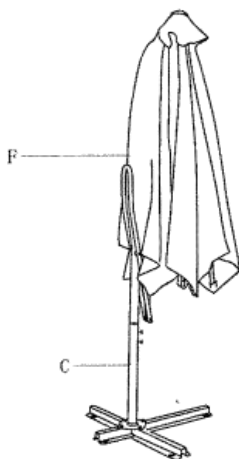
Step 2

Attach the umbrella (F) to the column (C).



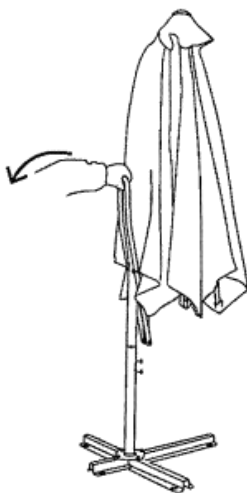
Step 3

Check that umbrella (F) and column (C) are securely installed.



Step 4

Open the umbrella by pulling down the wrench.



Step 5

Check to see if the umbrella opens securely by adjusting the wrench.



CLEANING & CARE

- For best results, clean the umbrella with damp cloth and dry thoroughly. This will help prevent mildew by removing dirt particles that may accumulate.
- Do not clean with abrasive materials, bleach, or solvents.
- Store the umbrella in a dry, sheltered place when not in use.
- Keep the umbrella away from fire, extreme heat, freezing conditions, and inclement weather such as rain, hail, sleet, snow, or wind.

Living and Home

A Home is for Living in

For comfort and style update your living space.

Browse contemporary and classic designs and find the perfect home to your look and the perfect spot to lounge.

Put your feet up and sink into our stylish home decor.

We are mainly engaged in home, outdoor, home appliances, office, bathroom, provided high quality and affordable products for you. We value every one of our customers and our professional service team is always available to help you.

livingandhome.co.uk