



STORAGE BENCH

SAFETY & WARNINGS

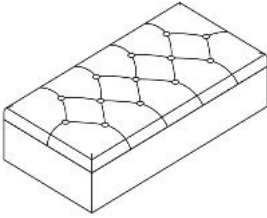
Warning

- Do not put HOT items directly on furniture surface.
- Do not clean furniture with HARSH cleansers or polish.
- Do not place furniture under DIRECT sunlight.
- Do not place furniture near heating or cooling vents.
- Do not write on furniture without a padded barrier to protect the surface.
- For indoor use only. Do not place furniture outside.
- Stains may be removed with mild soap solution and damp cloth.
- Dust and pick-up spills using a clean, non-colored, lint-free cloth.

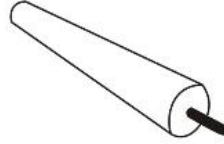
Safety Information

- Identify all the parts and hardware.
- Do not discard of the packaging until you have checked that you have all of the parts and hardware required.
- Hardware package may have spare parts.
- Attention! This item contains small parts which can be swallowed by children and pets.
- Keep children and pets away during assembly.
- To avoid danger of suffocation, always keep plastic bags away from children and pets.
- We recommend that you assemble this unit on a carpeted floor to avoid scratches.
- We do not recommend the use of power tools for assembly as this could damage the unit. Only use manual tools.

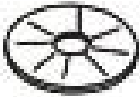
COMPONENTS



A: Seat (x1)



B: Leg (x4)

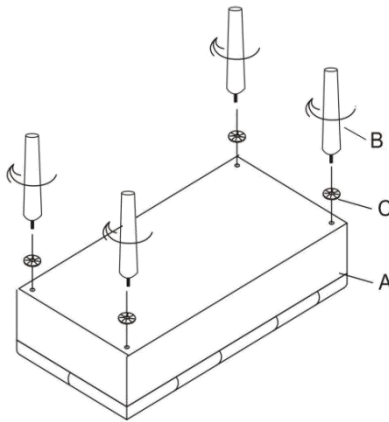


C: Washer (x4)

INSTALLATION

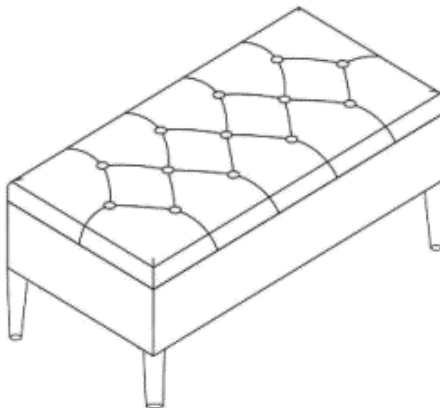
Step 1

Place the seat (A) upside down on a flat and non-abrasive surface. Attach the legs (B) to the seat (A) with washers (C) and tighten the legs (B) by turning clockwise.



Step 2

Turn the bench upright and finish assembly.



CLEANING & CARE

- Wipe regularly with clean water and a damp, clean, soft white cloth.
- General cleaning can be done as needed with a mild detergent and water solution.
- Always rinse with clean water and dry. For heavy soiling, dampen a soft white cloth or soft bristle brush. Use care as scrubbing can damage the surface.
- More difficult stains can be treated, but this should be occasional, not daily, cleaning.
- ANY cleaning solution used must be removed with clean water and a clean white cloth. Cleaning residue left on the material can cause it to dry out and crack, or affect the color.
- DO NOT use any cleaners with corrosive ingredients (lye, acids or ammonia).

Living and Home

A Home is for Living in

For comfort and style update your living space.

Browse contemporary and classic designs and find the perfect home to your look and the perfect spot to lounge.

Put your feet up and sink into our stylish home decor.

We are mainly engaged in home, outdoor, home appliances, office, bathroom, provided high quality and affordable products for you. We value every one of our customers and our professional service team is always available to help you.

livingandhome.co.uk