



FLOOR LAMP

SAFETY & WARNINGS

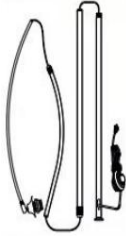
Warning

- To reduce the risk of fire, electrical shock, or personal injury: always turn off and unplug this lighting fixture and allow it to cool before attempting to replace the light bulb.
- Do not touch light bulb while fixture is turned on.
- Keep flammable materials away from this lighting fixture.
- Never look directly at a lit bulb.


Safety Information

- Before assembly, place all parts out on a clean flat surface and inspect each part for defects that may have occurred during shipping.
- Inspect wire insulation for any cuts, abrasions or exposed copper that may have resulted during shipping. If there are any defects in the wire, DO NOT continue to assemble. Please send an email to our Customer Service immediately.
- Consult a qualified electrician if you have any electrical questions.
- Never drape clothes over the lamp.
- To reduce the likelihood of tipping over, we recommend placing the lamp behind furniture and keep children and pets away.
- To prevent children from suffocating and choking, keep them away from packing materials.
- Please read this manual carefully and keep it for future reference.

COMPONENTS



CO1: Lamp Poles (x1)



CO2: Lampshade (x1)



CO3: Base (x1)



CO4: Washer (x1)



CO5: Screw (x1)



CO6: Wrench (x1)

INSTALLATION

Step 1-3

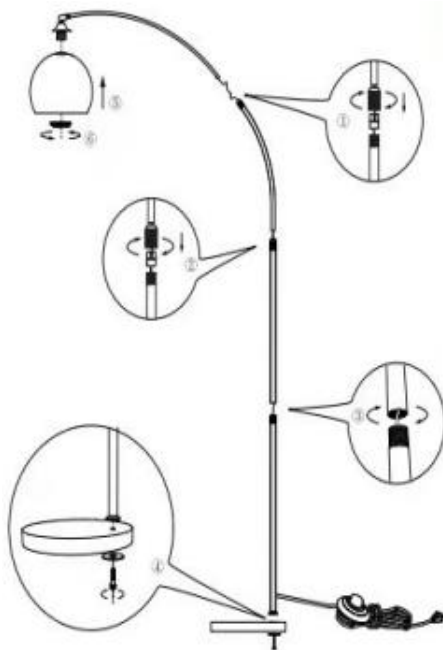
Tighten each section of CO1 clockwise and secure as shown in the picture.

Step 4

Attach the base (CO3) to the bottom of the pole with washer (CO4) and screw (CO5) using the wrench (CO6).

Step 5

Attach the lampshade (CO2) to the top of the floor lamp, then insert and thread the lamp holder by turning anticlockwise until secure.



CLEANING & CARE

- Unplug lamp before cleaning.
- Wipe clean with a soft, dry cloth or static duster.
- Always avoid the use of harsh chemicals or abrasive cleaners as they may cause damage to the fixture's finish.
- This product should not be discarded with household waste. Take to your local authority waste disposal centre.

Living and Home

A Home is for Living in

For comfort and style update your living space.

Browse contemporary and classic designs and find the perfect home to your look and the perfect spot to lounge.

Put your feet up and sink into our stylish home decor.

We are mainly engaged in home, outdoor, home appliances, office, bathroom, provided high quality and affordable products for you. We value every one of our customers and our professional service team is always available to help you.

livingandhome.co.uk