

RETRACTABLE SIDE AWNING

WARNING

- When mounting the awning, keep the cassette part and stand column on the horizon, or the fabric will deform and become difficult to open and close.
- We recommend that two or more people are required to lift the awning into place.

COMPONENTS



A: (x1)



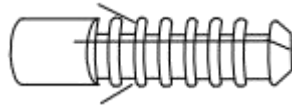
B: (x1)



C: (x2)



D: (x4)
M8*60mm



E: (x4)

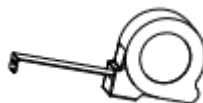


F: (x4)
ST5*30mm



G: (x1)

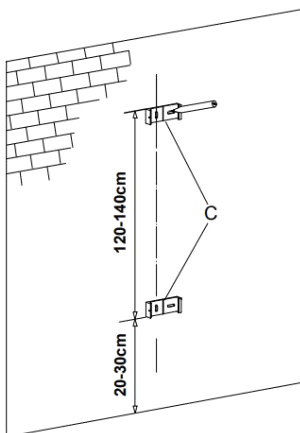
TOOLS RECOMMENDED



INSTALLATION

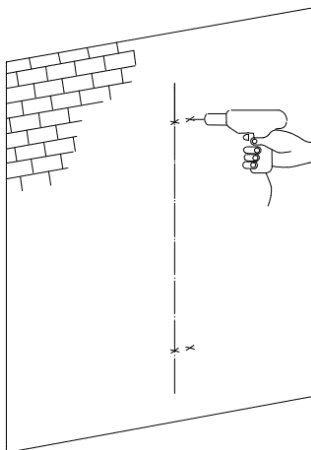
Step 1

Mark the height of the awning on the wall.



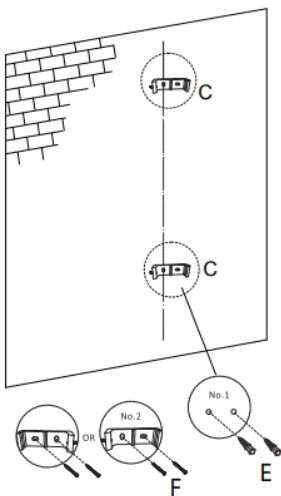
Step 2

Drill holes.



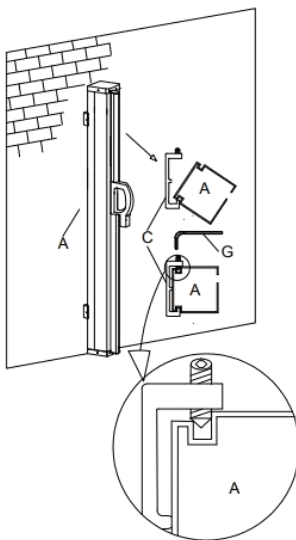
Step 3

Fix C with E and F.



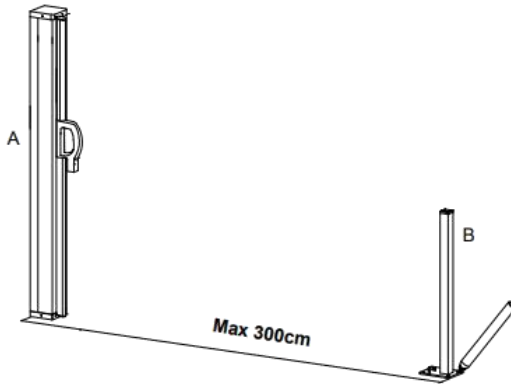
Step 4

Attach A to C using G as shown in the picture.



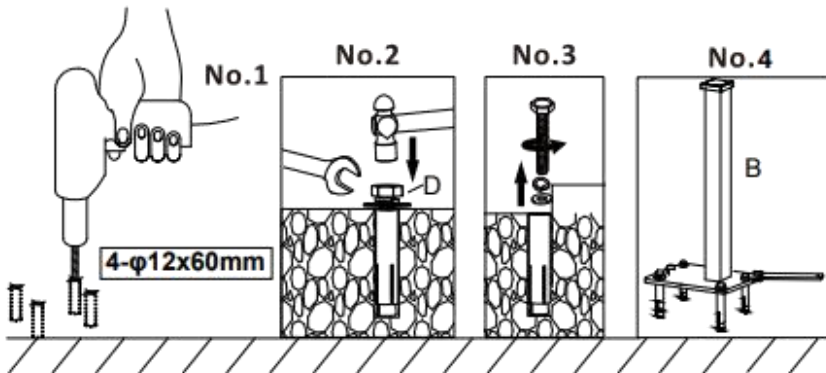
Step 5

The maximum expanded size of the awning is 300cm, which can mark the position of B.



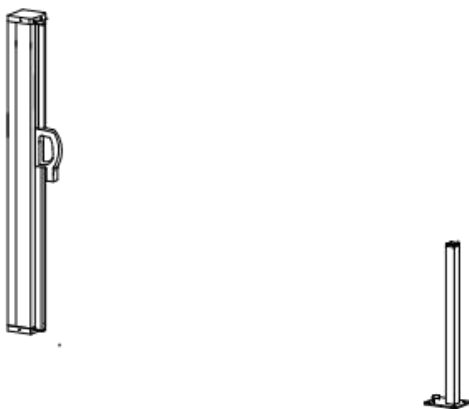
Step 6

- 1) Use a drill, drill 4 holes into the marked place, corresponding to the holes in B.
- 2) Insert D into the holes with a wrench and a hammer.
- 3) Turn out the screws and gaskets in D by counterclockwise as shown.
- 4) Attach B to D with screws and washers of D with a spanner as shown in the picture.



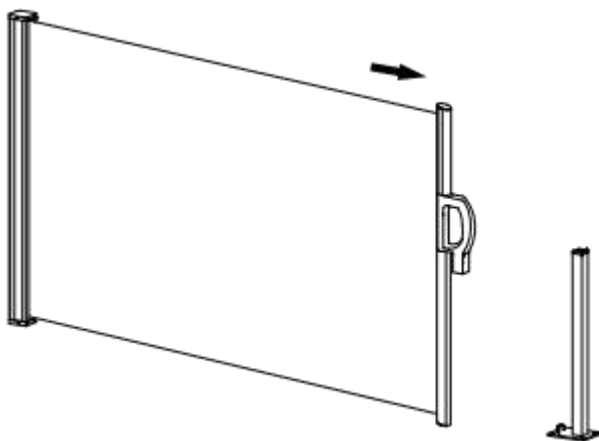
Step 7

Retractable side awning has been installed.



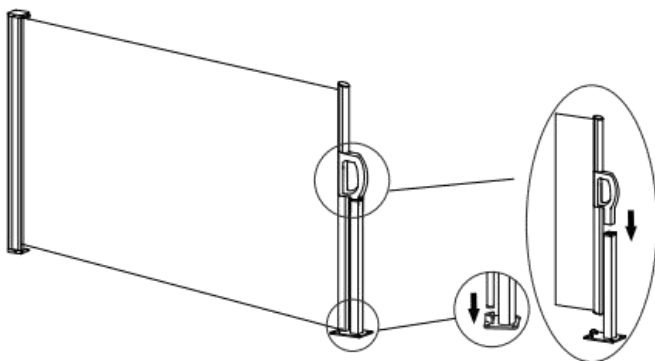
Step 8

Hold the handle of A and pull it over the B.



Step 9

Attach the handle of A to B, attach the bottom part of A to B as shown.



CLEANING & CARE

- Awnings should be cleaned at least once a year.
- Cleaning consist of brushing off debris with broom, brushing on a non-detergent cleaning compound (such as 1/2 vinegar, 1/2 water), letting it sit for 20 minutes and rinsing.
- Remember that your awning is an exterior product, you must clean your awning to preserve and extend its beauty and life.
- Do not use any cleaners with chemicals, solvents, or harsh abrasives.

Living and Home

A Home is for Living in

For comfort and style update your living space.

Browse contemporary and classic designs and find the perfect home to your look and the perfect spot to lounge.

Put your feet up and sink into our stylish home decor.

We are mainly engaged in home, outdoor, home appliances, office, bathroom, provided high quality and affordable products for you. We value every one of our customers and our professional service team is always available to help you.

livingandhome.co.uk