


**WALTHER
STRONG**




**PROFESSIONALS
USE WALTHER STRONG**

RILICONE[®] SMOOTHING SPRAY 500ML

**RESILIENT
ROBUST
RELIABLE**

**Best used with
the whole family
of the RILICONE
range.**



READY-TO-USE SMOOTHING SPRAY

AVAILABLE IN STORE OR ONLINE



STEP 1



Apply RILICONE in an even bead

STEP 2



Spray RILICONE bead evenly with smoothing spray

STEP 3




Choose RILICONE finishing bead and run joint spatula down the silicone, pressing firmly

- ✓ SAVES TIME & HASSLE
- ✓ CREATES A SMOOTH SURFACE & CLEAN EDGES
- ✓ MAKES A VISUALLY FLAWLESS SEALANT FINISHING BEAD
- ✓ HELPS PREVENTS MOULD



HAVE YOU SEEN OUR JOINT SPATULAS?



Specifically designed to press the sealant into the joint to create a complete water-tight seal