



HUG



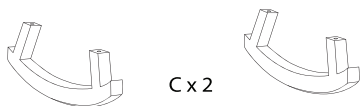
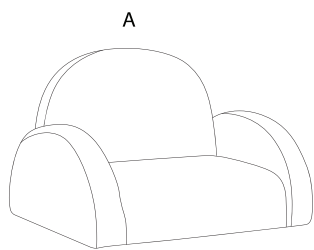
10'

1

1/3

2171/HUG/241025/

A x 1	B x 4	C x 2
---------------------	---------------------	---------------------



D M6 x 18 x 12	E x 1
------------------------------------	---------------------

2/3

2171/HUG/241025/

1 x 2

B x 2	C x 1	D M6 x 18 x 2	E x 1
---------------------	---------------------	-----------------------------------	---------------------

C

2

D M6 x 18 x 8	E x 1
-----------------------------------	---------------------

3/3

2171/HUG/241025/