



LEIRA



1/5

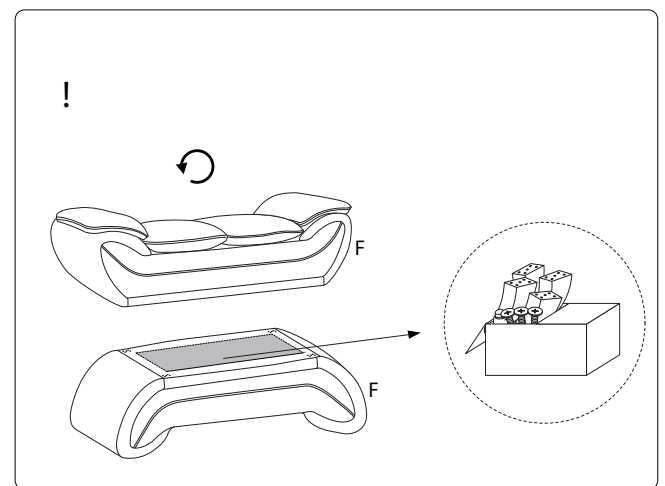
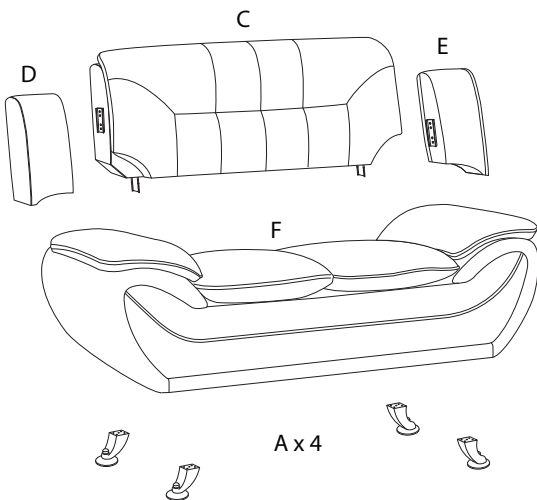
15'

2

2/5

1129/LEIRA/160426/

| | | |
|---------------------|---------------------------------------|---------------------|
| A x 4 | B M4 x 25 x 20 | C x 1 |
|---------------------|---------------------------------------|---------------------|



| | | |
|---------------------|---------------------|---------------------|
| D x 1 | E x 1 | F x 1 |
|---------------------|---------------------|---------------------|

1

 x 4

M4
 x
 25
 x 20

x 1

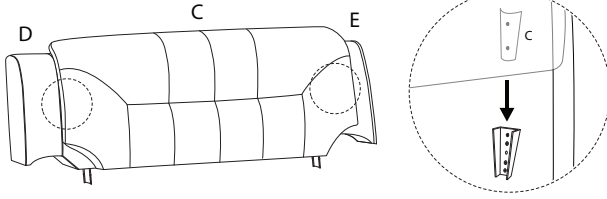
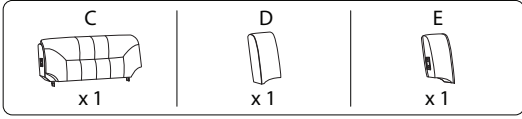
3/5

4/5

1129/LEIRA/160426/

1129/LEIRA/160426/

2



3

