

Fitting Instructions for VARILIGHT Real Wood Wiring Accessories

Please read these instructions carefully before beginning any electrical work and retain them for future reference. The product should be installed in accordance with the current addition of the IEE Wiring regulations. If in doubt, consult a qualified electrician.

1. Always switch OFF the mains supply and remove the appropriate fuse or switch off the appropriate circuit breaker before beginning electrical work.
2. Always use cable of the correct rating and type.
3. The layout of the terminals may differ between fittings so check the location of terminal connections carefully before wiring.
4. Make electrical connections according to the relevant diagram ensuring no bare wires protrude from the terminals. Please ensure all terminals on each product are securely tightened, including factory tightened terminals
5. If the product has an earth terminal connect the fixed earth wire to it and then connect a short length of wire from the earth terminal on the product to the earth terminal on the wall box. The earth wire should be sheathed with green and yellow sleeving.
6. Screw plate to wall using fixing screws supplied.
7. Switch on the mains supply.

Real Wood Faceplates

Please note this accessory is a natural product manufactured from sustainable hardwood, therefore the grain and timber colour may vary between plates.

Care Instructions for Real Wood Faceplates

IMPORTANT:

DO NOT mount on freshly plastered or newly painted walls. Wait for the wall to fully dry before installing.

NOT SUITABLE for mounting on damp walls.

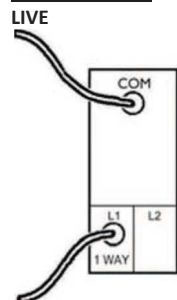
DO NOT over-tighten fixing screws as this may damage the product and invalidate the guarantee. Use a hand screwdriver only.

DO NOT use solvents or abrasive cleaners on this product.

MAINTENANCE & CLEANING:

To maintain the finish of this product, clean only using a non-abrasive wax polish. Spray a small amount of polish onto a soft cloth and wipe gently. DO NOT spray polish directly onto the product.

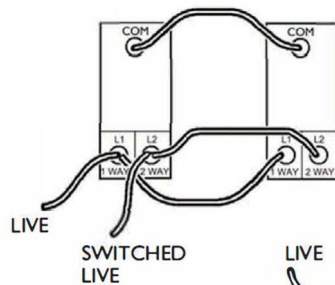
EXAMPLE WIRING - 1 WAY SWITCH



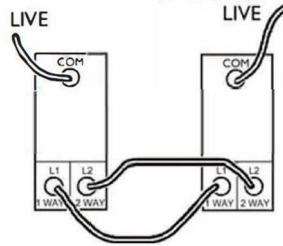
SWITCHED LIVE

For 2 or more gangs the live wire may be connected to each COM terminal by means of a short length of sleeved wire.

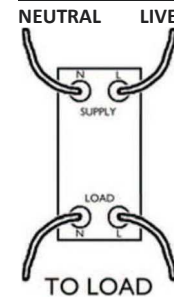
EXAMPLE WIRING - 2 WAY SWITCHES



There are two common forms of wiring for 2-way circuits. Either may be used.



EXAMPLE WIRING DOUBLE POLE SWITCH



FAN ISOLATORS

Can be wired using the above configuration. The third pair of terminals should be used for fan units incorporating timers.

WIRING - 2A, 5A, 13A SOCKETS

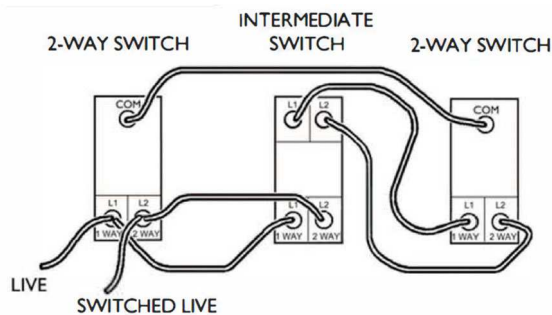
All sockets must be earthed and check earth leads adequately sleeved. Connect the earth wire(s) to the terminal marked with an earth symbol. Connect the live wire(s) to the terminal marked L. Connect the neutral wire(s) to the terminal marked N.

SOCKETS WITH USB CHARGING PORTS

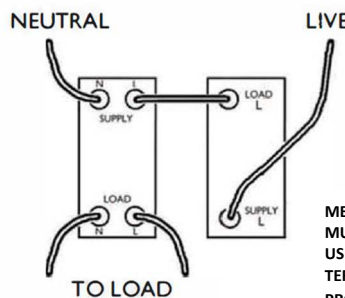
These products feature VARILIGHT Smart Charging Port technology making them suitable for all types of device.

Each USB port detects the connected device and optimises its output accordingly to achieve the fastest possible charging speed.

EXAMPLE WIRING - INTERMEDIATE SWITCHES



EXAMPLE WIRING FUSE HOLDER USED WITH DOUBLE POLE SWITCH



METAL GRIDPLATE MUST BE EARTHED USING THE TERMINAL PROVIDED.

VARILIGHT Lifetime Guarantee: If this item becomes defective, Varilight undertakes to repair or replace the item, at its discretion, and solely as a result of faulty materials or workmanship, provided that the unit has been correctly fitted according to the instructions, has not been used overloaded beyond its rating, tampered with or taken apart. Pack the unit securely and return it to: Service Department, Carylls Lea, Faygate, Horsham, West Sussex, RH12 4SJ (Tel. +44(0)1293) 223333), together with a letter stating the guarantee registration number below, the date and place of purchase, the type and wattage of the lighting or other load being controlled and the details of the fault. This guarantee states Varilight's entire liability, which does not extend to cover consequential loss or damage or installation costs arising from a defective product. This guarantee does not in any way affect the statutory rights of the purchaser and is offered so that you may have the benefit of our technical facilities.

Guarantee Registration Number: WA006W

Recycling services for end-of-life electrical products should be offered by your local authority. Recycling services for metal faceplates may also be available in your locality.

Doyle & Tratt Products Ltd, Carylls Lea, Faygate, Horsham, W. Sussex, RH12 4SJ, UK. +44 (0)1293 223333
Varilight Europe Kft, 2600 Vác, Althann Mihály Frigyes utca 2, Hungary.