


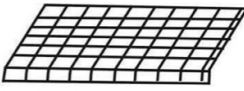


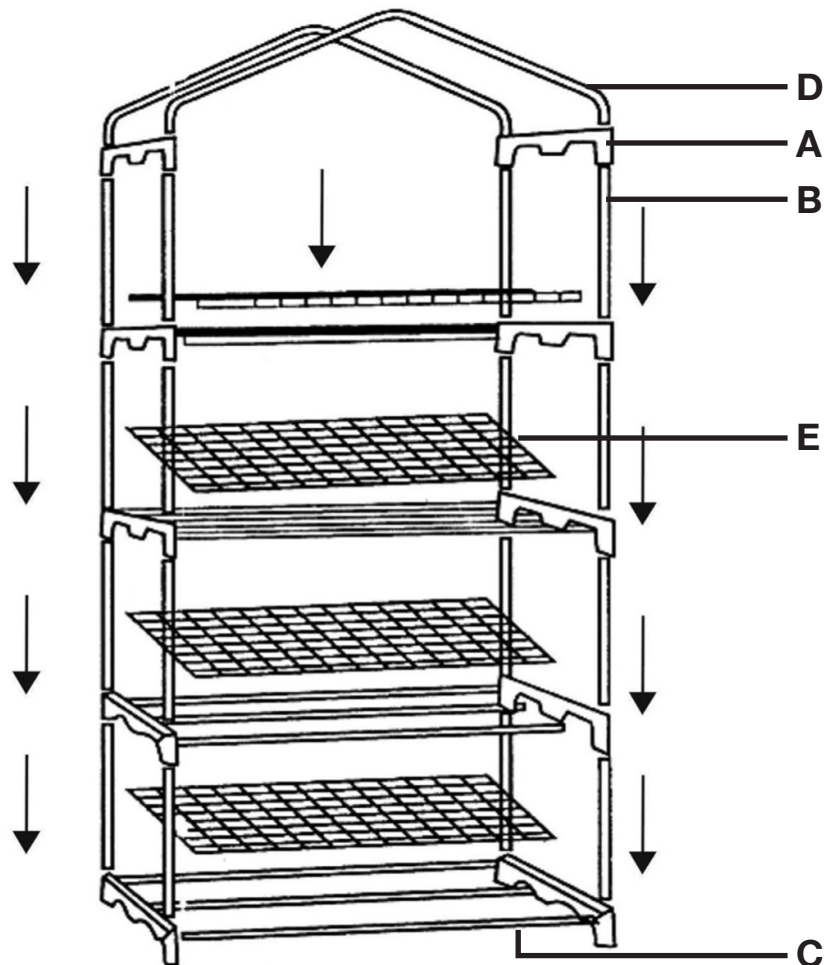


## 4 Tier Greenhouse Assembly Instructions

Part Number: W520

Serial No.	Picture	Qty	Serial No.	Picture	Qty
<b>A</b>		<b>10</b>	<b>D</b>		<b>2</b>
<b>B</b>		<b>16</b>	<b>E</b>		<b>4</b>
<b>C</b>		<b>12</b>	<b>F</b>	 PVC COVER	<b>1</b>



**CAUTION:** Please place heavier things on the lower tiers and lighter things on the upper tiers, this is to prevent your greenhouse from falling down.