

YOUR RANGEMASTER GUARANTEE

At Rangemaster, we take all our customer feedback seriously. Feel free to contact our Customer Service Team, on **0330 1230 596**, who will be more than happy to assist you.

This product is guaranteed for 24 months from the date of the original purchase. Register your appliance within 28 days of purchase to qualify for an additional year free of charge. If any defect arises due to faulty materials or workmanship, the faulty product must be returned to the place of purchase. Refund or replacement is at the discretion of the retailer.

The following conditions apply:

- The product must be returned to the retailer with the original proof of purchase.
- The product must be installed and used in accordance with the instructions contained in this instruction guide and any other instructions for use which are supplied.
- It must be used for domestic purposes only and for its intended use.
- This warranty does not cover wear and tear, damage, misuse or consumable parts.

This does not affect your statutory rights.
Imported by G2S LIMITED, WIGAN, WN2 4AY.

RANGEMaster

CLASSIC COLLECTION



4 SLICE TOASTER

RANGEMaster

For Customer Services
please call **0330 123 0596**
Or visit us at
www.rangemaster.co.uk

Show off your kitchen with...

This is
#MyRangemaster



WHY RANGEMASTER?

Rangemaster's original range cooker, made in 1830, was a revelation to the cooking fraternity. They are still manufactured in Royal Leamington Spa, Warwickshire, benefiting from over 200 years of manufacturing excellence.

Built from experience Rangemaster is famous for its distinctive design, style and functionality. The Classic kettle and toaster collection share this original dedication for quality and innovation.

Our products are made from the highest quality materials to ensure longevity, and are built to stand the test of time with everyday use in mind. They're a perfect addition to any kitchen. The Classic kettle and toaster collection has a two year guarantee plus you can register your appliance within 28 days of purchase to qualify for an additional year free of charge. Behind the guarantee sits a host of internationally recognised standards and strict quality controls that are in place at every stage during design, development and manufacture.

YOUR RANGEMaster CLASSIC COLLECTION TOASTER





RMCL4S201
ALSO AVAILABLE IN BLACK

BEFORE YOU START

Remove all stickers & labels, and wipe away any residue with a damp cloth.

Adjust the length of the cord by wrapping around the base as desired, then plug into a wall socket.

 Ensure the toaster is not too close to the power socket or any object that may melt, as heat from the toaster can cause deformation and melting of nearby objects and cause an electrical hazard.

 Bread may burn so do not use near combustible materials, such as curtains.

Ensure the toaster is placed on a flat and stable surface.

Ensure air can circulate freely around the toaster.


USING YOUR TOASTER


Select the desired setting for brownness level, 1 is the least toasted, 6 being the most toasted. Place bread into the slots, and press the handle down.


The handle will not stay down unless the toaster is connected to a power source.


To toast bread from frozen, press the 'defrost' button after lowering the handle.

To reheat bread that has already been toasted, press the reheat button after lowering the handle. If you wish to cancel the toasting, press the cancel button. Take care as bread may 'pop up' up sharply.

 There are several surfaces of the toaster that will become hot during use. Take care not to touch any exposed surface.

 NEVER put any implement into the toaster to retrieve trapped bread whilst plugged in, as this could result in a short circuit, injury to your person, and death.

 NEVER use metal objects to retrieve trapped food from the toaster.


 Never use the toaster if it has liquid anywhere on or in it as this could result in short circuit, injury to your person, and death.


Remove the plug from the socket when not in use.

CLEANING & MAINTENANCE

Unplug the toaster before cleaning

Let the toaster cool before cleaning

 Do not use abrasive detergents or cleaning materials

 Do not use any chemicals containing bleach, chlorine or ammonia

IMPORTANT SAFETY INSTRUCTIONS

It is hazardous for anyone other than a competent person to carry out a service or repair operation that involves the removal of a cover that gives protection against electrical parts.

If the power cord is damaged, the appliance must not be used and must either be returned to the manufacturer, its service agent, or similarly qualified person for repair, or it must be disposed of.

This product is intended for household use only.

This product must only be used on a firm, flat surface with sufficient ventilation around the appliance.

Children should not play with this appliance.


It can be used by children from 8 years and above, and those people with reduced physical, sensory, or mental capabilities or lack of experience and knowledge if they have/are given supervision and instruction in use of the appliance in a safe method, and understand the hazards involved.

Do not immerse any part of the appliance in water.

Do not place the appliance on or near a burning gas or electrical stove or oven.

Do not use an extension cord.

Switch off the appliance at the socket after use.

 NEVER try to put out a fire or flames with water. In case of fire, immediately switch off at the socket, remove the plug and smother the flames with a fire blanket or an appropriate cover.

Do not modify this appliance.

Keep the appliance and its cord out of reach of children less than 8 years.

The appliance is not intended to operated with an external timer or separate remote-control system



This symbol is known as the 'Crossed-out wheeled bin Symbol'. When this symbol is marked on a product/batteries, it means that the product/batteries should not be disposed of with your general household waste. Only discard electrical/electronic/battery items in separate collection schemes, which cater for the recovery and recycling of materials contained within. Your co-operation is vital to ensure the success of these schemes and for the protection of the environment. For your nearest disposal facility, visit www.recycle-more.co.uk or ask in store for details.

We reserve the right, due to possible changes to design, to alter the instruction manual without prior notice.