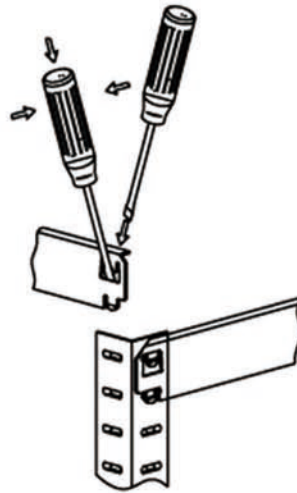
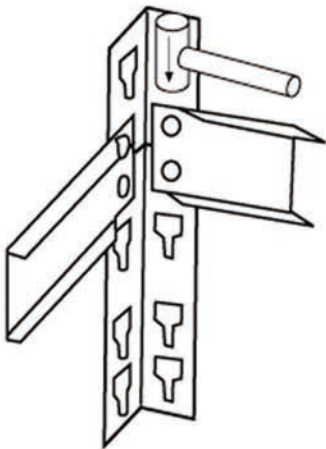
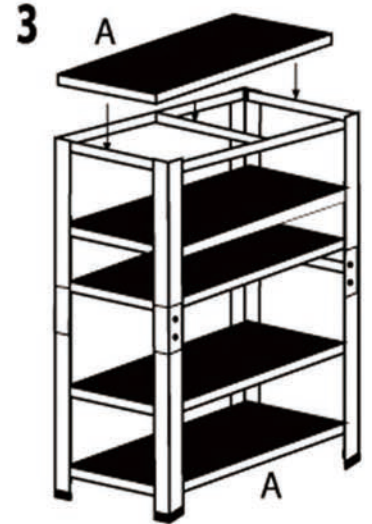

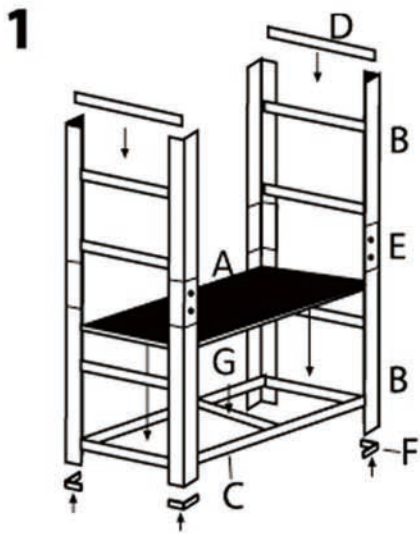


# ASSEMBLY INSTRUCTIONS



# Assembly Instructions



- A: MDF board 5pcs
- B: Upright 8pcs
- C: Long beam 10pcs
- D: Short beam 10pcs
- E: Connector 4pcs
- F: Protective feet 8pcs
- G: Middle support 5pcs

A		D	
B		E	
C		F	
		G	

# ASSEMBLY INSTRUCTIONS

1.



2.




3.



4.



N.B. Always tilt the bottom of the boards first so that the clipped corners are placed in first



## Caution

During assembly:



Take care when handling heavy items, particularly when lifting or stretching



Wear appropriate safety clothing - protective gloves and footwear are recommended



Build on a suitable level floor surface, which is strong enough to support the load



Allow adequate working space and be aware of others working around you



Dispose of packaging materials responsibly