

CIRCLE DISCO LIGHT

Please read this manual carefully before using this product and keep for future reference

Specifications

Battery type: Rechargeable lithium-ion battery (included)

Battery specification: 3.7V 1200mAh

Input: 5V 1A 5W

Running Time: Up to 3 hours

Charging time: 1-1.5 hours

Product size: 240 x 100 x 225mm
(9.45 x 3.94 x 8.86 inches)

Charging cable type: Type C to Type A




Charging cable length: 100cm

6 LED lights: 2 x red lights, 2 x blue lights, 2 x green lights

How to charge

- Your light has a built in rechargeable battery. Before using it for the first time, please fully charge.
- To fully charge this light, it will take approximately 2-3 hours.
- Please only use the cable provided.
- Connect the USB charging cable supplied into the light.
- Connect the other end of the USB cable into a USB port on your computer or a DC 5V USB power supply.
- When this light is being charged, you will see a red indicator light through the back of the light. When this is fully charged, the red light will disappear.
- When fully charged, the battery on this light should last approximately 2.5 hours.
- When the light is fully charged, please remove the USB cable and disconnect from the power supply.
- Do not charge overnight.

How to use:

- Press and hold the  to switch this light on.
- You will see the lights flash alternatively to indicate this is switched on.
- Press the 'VOX' button to enter the flashing lights mode.
- Press the  button to enter sound reactive mode. When you press this button, the lights will react to any sounds made.
- Press and hold the  to switch this light off.

Warnings

- This is not a toy. Keep out of reach of children.
- For indoor use only.
- Store the device in a clean, dry environment.
- Keep device away from heat sources and open flames.
- Safety precautions should always be followed when using electrical appliances to reduce risk of fires, electric shock and any injuries.
- Ensure this appliance is used in the way indicated on these instructions.
- Device should be placed on a flat, stable and heat resistant surface.
- Only use the accessories and parts supplied with this product.
- Do not use this device for anything other than its intended use.
- Do not immerse the device or cable into water or any liquid.
- Do not use the appliance if it is wet or your hands are wet.
- Product must not be used in humid or damp conditions.
- Lighting effects are generated by LEDs, may not be suitable for photosensitive epilepsy.

This product bears the selective sorting symbol for waste electrical and electronic equipment (WEEE). This means that this product must be handled pursuant to European Directive 2012/19/EU in order to be recycled or dismantled to minimize its impact on the environment. For further information, please contact your local or regional authorities. Electronic products not included in the selective sorting process are potentially dangerous for the environment and human health due to the presence of hazardous substances.

NOTE: This equipment has been tested and found to comply with the limits for a Class B digital device, pursuant to part 15 of the FCC Rules. These limits are designed to provide reasonable protection against harmful interference in a residential installation. This equipment generates, uses and can radiate radio frequency energy and, if not installed and used in accordance with the instructions, may cause harmful interference to radio communications. However, there is no guarantee that interference will not occur in a particular installation. If this equipment does cause harmful interference to radio or television reception, which can be determined by turning the equipment off and on, the user is encouraged to try to correct the interference by one or more of the following measures:

- Reorient or relocate the receiving antenna.
- Increase the separation between the equipment and receiver.
- Connect the equipment into an outlet on a circuit different from that to which the receiver is connected.
- Consult the dealer or an experienced radio/TV technician for help.

- Keep the battery away from flammable materials.
- Do not leave the battery in direct sunlight.
- You must charge the lithium polymer battery in a safe area away from flammable materials.
- Rechargeable batteries are only to be charged either by adults or under adult supervision. Do not leave charging batteries unattended. You should always remain in constant observation to monitor the charging process and react immediately to any potential problem that may occur.
- Allow the device to cool for 30 minutes after use before charging the battery.
- Non-rechargeable batteries are not to be recharged.
- The device is not to be connected to more than the recommended number of power supplies.
- If the battery appears to swell or balloon, stop use immediately and take out from product.



Points de collecte sur www.quefairedemesdechets.fr



RED5

Manufactured & Imported by
The Source Wholesale
The Atrium, Curtis Road, Dorking,
Surrey RH4 1XA

The Source Wholesale BV

Joop Geesinkweg 701,
1114 AB Amsterdam-Duivendrecht
Supplier item reference: LT-1768
99262 04/25

Please retain the important information
on this packaging for future reference.
customer.services@giftuniverse.com

Made in China

210 mm

148 mm