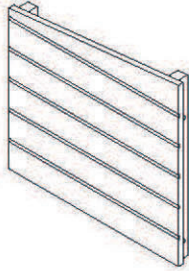
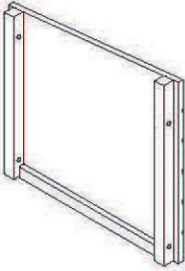

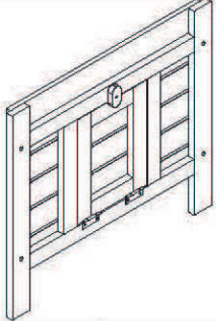
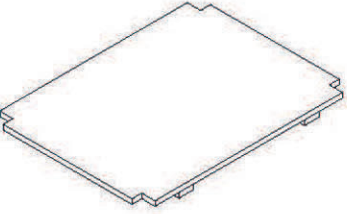
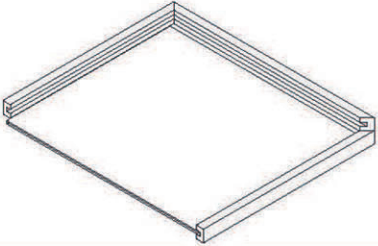

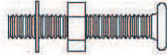


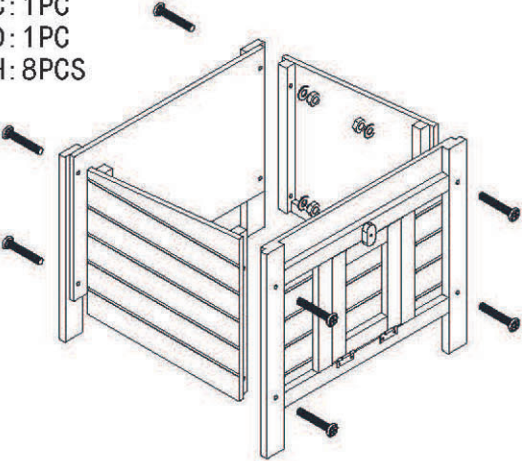
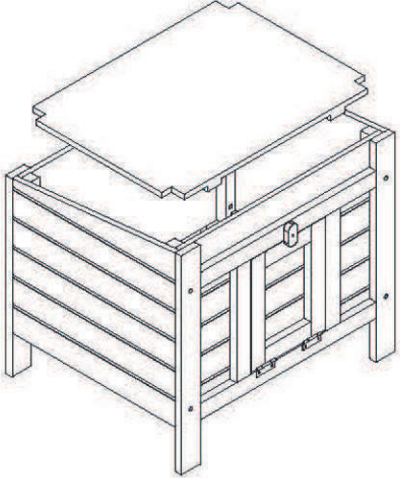
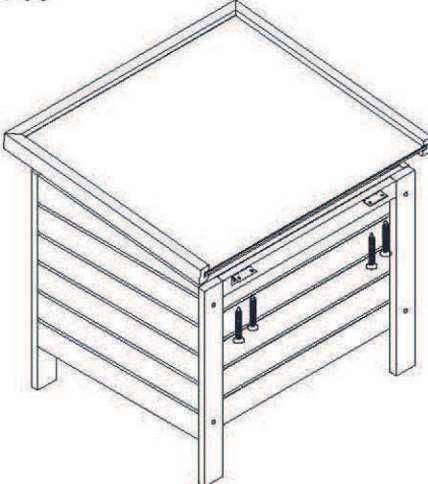
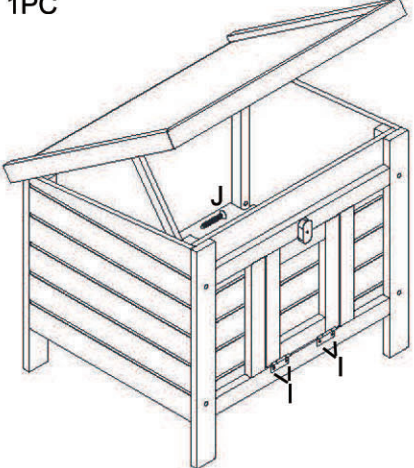


Woodside

Wooden Animal Kennel House Assembly Instruction

Part No.: W884

| | | | | | |
|---|--|--|--|---|--|
| A: 1PC  | B: 1PC  | C: 1PC  | D: 1PC  | | |
| E: 1PC  | F: 1PC  | G: 1PC  | H: M6*55MM=8PCS  | I: M3*15MM=8PCS  | J: M3*25MM=1PCS  |
| A: 1PC B: 1PC C: 1PC D: 1PC H: 8PCS  | E: 1PC  | F: 1PC I: 4PCS  | | G: 1PC I: 4PCS J: 1PCS  | |