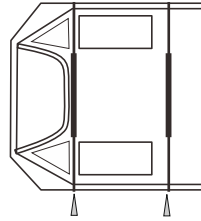


02. Connect all the poles together



01. Position the in front of the main tent



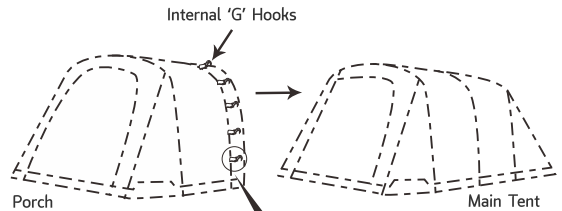
03. Insert each pole through its corresponding sleeve

04. Insert Pins in base of poles to one side, then on the other side, flex and insert the pole end into the pins.

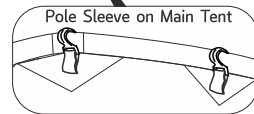


05. Attach the clips to the Poles

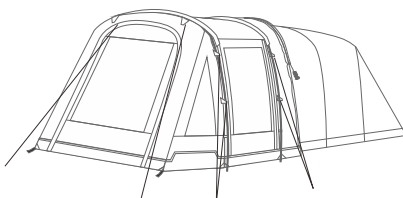
06. Pull the Porch onto the front of the pitched tent (Adhara 500 or 700dx), sliding the 'skirt' over the first pole. Inside the porch attach the 'G' Hooks onto the pole over the top of the fabric pole sleeve.



07. On the outside at the rear of the Porch fasten down to the rear back corners at either side with a Tent Peg



08. Pull out he front of the Porch nice and taught then peg out the front pegging points.



09. Guy out all the guy lines, trying to keep them all aligned and even for support. Tent Pegs should be inserted into the ground on a 45 degree angle. Tighten all the guy tension clips on a regular basis

