

MINECRAFT.NET

MINECRAFT

**TNT
MINI FRIDGE**

THERMOELECTRIC COOLER

SKU: 18641-UK

INSTRUCTION MANUAL

THIS IS NOT A TOY



5.51"
140mm



© 2025 Mojang AB. All Rights Reserved.
Minecraft, the Minecraft logo, the Mojang Studios logo and the Creeper logo are trademarks of the Microsoft group of companies.

DESIGNED IN THE U.S.A.
MADE IN CHINA



18641-UK COOLER INSTRUCTIONS

PLEASE KEEP PACKAGING FOR FUTURE REFERENCE
FOR TECHNICAL SUPPORT PLEASE CONTACT:
SUPPORT@UKONIC.COM

www.ukonic.com

Visit site to see other amazing Minecraft products



ROBE FACTORY LLC / UKONIC
1725 Chaparral Road, Suite 110
Henderson, NV 89044
www.ukonic.com

This cooler should not be used by children or persons with reduced physical, sensory, or mental capabilities without responsible adult supervision. Do not allow children to play with, clean, or maintain the cooler without supervision. Children from ages 3 to 8 should be able to load and unload the cooler safely.

Do not store explosive substances such as aerosol cans with a flammable propellant in the cooler. Only suitable for use indoors or in a vehicle.

WARNING: Do not operate if the cord or plug has been damaged or the unit has malfunctioned. Do not let the cord hang over edge of table or counter or on a hot surface. Plug directly into an outlet. Do not use with a power adapter or extension cord.

Opening the door for long periods can cause a significant increase of the temperature in the compartments of the cooler. Clean regularly surfaces that can come in contact with food. Storing raw meat and fish is not suitable for this cooler; we suggest that you only store non-perishable goods, such as sealed drinks and chocolates. If the cooler is left empty for long periods, switch off, clean, dry, and leave the door open to prevent mold from developing within the cooler.

Important Safety Information

The operating instructions are to be considered as part of this Cooler; they contain important information regarding use, safety and disposal. Before using the Cooler, please read through the operating instructions carefully taking time to familiarize yourself with all safety information and instructions for use. Only use the Cooler in the way described and for the stated purpose; the manufacturer has no liability for damage which is caused by improper use or incorrect operation. Save these instructions.

Proper Use

The cooler is designed to keep drinks and food refreshingly cool. The cooler is intended for private domestic use only and is not intended for commercial use in any way.

How the Cooler Works

The cooler incorporates thermoelectric technology. This technology offers an alternative to traditional refrigeration. Thermoelectric technology is energy efficient and eco-friendly as it does not use hazardous gases.

BASED ON AMBIENT TEMPERATURES SURROUNDING YOUR COOLER, IT WILL BE LIKELY THAT CONDENSATION WILL APPEAR INSIDE YOUR COOLER. THIS IS NORMAL AND NOT A DEFECT; WE SIMPLY ASK YOU TO WIPE THE CONDENSATION WITH A DRY CLOTH.

IF ANY FROST/ICE APPEARS INSIDE YOUR COOLER THIS WILL ALSO BE NORMAL; TURN COOLER OFF FOR A COUPLE OF HOURS, WIPE AWAY THE FROST/ICE AND COMMENCE NORMAL USE OF THE COOLER.

Items Included

1x Minecraft TNT Mini Fridge
1x DC 12V Power Cable
1x Door Shelf

1x AC Power Cable
1x Shelf

Product Features

- Thermoelectric Technology
- 4 Liter Capacity (Holds Up to 6 [12oz / 355ml] Soda Cans)
- Cools Items Up to 27° - 32°F (15° - 18°C) Below Ambient Temperature

Power Options

AC 220-240V (most household power) or DC 12V (for vehicle or off-grid use)

Outer Dimensions

9.1 in W x 9.1 in D x 9.3 in H
(230 mm W x 230 mm D x 237 mm H)

Internal Dimensions

7.1 in W x 5.2 in D x 6.7 in H
(180 mm W x 132 mm D x 169 mm H)

Notes:

This cooler is built with thermostat component for high temperature protection. When cooler inner temperature rises to 90°C (194°F), thermostat will be activated and stop the cooling function. When cooler inner temperature drops to 60°C (140°F), this cooler will restart the cooling function.

NOTE: COOLING CAPABILITIES STATED WILL VARY DEPENDING UPON A NUMBER OF KEY FACTORS: AMBIENT TEMPERATURE, DURATION OF USE, LOCATION, AND TYPES AND TEMPERATURES OF ITEMS PLACED IN THE COOLER.

Operation

Before putting the Cooler into operation, we recommend for reason of hygiene that it is wiped inside and out with a damp cloth. A mild anti bacterial soap should be sufficient. Keep the lid open to dry; use a paper towel to wipe away any residue. See section 'Cleaning and Maintenance' for more information.

Cooler Placement

Place Cooler a minimum of 4" from wall or structure to allow proper ventilation to the back and top of the Cooler.

Plugging in Your Cooler

FOR HOME USE: Insert the AC power cord provided by first inserting the AC power cord into the AC PORT, and then plugging into power outlet.

NOTE: This cooler only works on 220-240VAC.

FOR MOBILE USE: Insert the DC power cord into the DC PORT. In a car, RV or boat, make sure the motor is on before plugging the DC power cord into the 12VDC outlet.

TNT MINI FRIDGE 1
THERMOELECTRIC COOLER

Using the Cooler for HOME USE

It is recommended that items placed in the cooler are to be pre-chilled to assist the cooler in reaching the lowest temperature as quickly as possible. Cooler will continue to operate as long as power is supplied and contents will stay cool for some time after the unit is disconnected or turned off. However, the internal temperature will rise to that of the surrounding air over time. Exercise normal caution when using a cooling device for any food/drink placed inside.

NOTE: THIS COOLER CANNOT PROVIDE PROPER TEMPERATURE CONTROL AS THERE IS NO THERMOSTAT. THIS COOLER IS NOT DESIGNED FOR STORING OPEN CONTAINERS, LIQUIDS OR MEDICATIONS THAT REQUIRE PROPER TEMPERATURE CONTROL.

DO NOT eat or drink perishable items that may have become spoiled due to improper temperature control.

DO NOT put ice or ice packs in the Cooler. **DO NOT** keep unpackaged food in the Cooler.

Using the Cooler for MOBILE USE

When traveling by car, do not transport the Cooler in the passenger compartment.

DO NOT start vehicle with Cooler plugged into socket. The resulting voltage surge could damage the Cooler. Unplug the Cooler before starting vehicle, then re-plug the Cooler after vehicle is running.

When operating with a 12V DC supply always ensure that the 12V DC power cord is located firmly and safely in the connection socket of the 12V DC outlet and that the connection socket is free of debris. If the contact between power cord and socket is inadequate, vibration from the vehicle can cause the power supply to switch on and off in short bursts; this can result in overheating.

When operating the Cooler with a 12V DC supply:

Be careful not to switch the car engine on and off frequently, so that the power supply to the Cooler is interrupted constantly.

Be aware that the car battery can be drained if the car engine is switched off but you continue to use the Cooler.

If you use the Cooler in a car when the car is not running, please be aware that water may leak from the Cooler; this is not a malfunction.

General Safety Instructions

ONLY use this Cooler in accordance with this instruction manual; please read these instructions carefully and keep for future reference; the manufacturer has no liability for damage which is caused by improper use or incorrect operation.

1. Check the voltage indicated on the rating plate. This Cooler is designed for 220-240VAC or DC 12V electric supply.
2. Only suitable for use indoors or in a vehicle.
3. Place the Cooler on a flat surface and make sure it is not in direct sunlight.
4. Children must never be allowed to play with the Cooler. Close adult supervision is necessary when this cooler is used by or near children.
5. **DO NOT** place heavy or easily breakable objects on top of this Cooler.
6. **DO NOT** try to repair this Cooler or power cord yourself; it must either be returned to the manufacturer or repaired by a qualified individual. Unsatisfactory repairs can lead to considerable danger for the user.
7. **DO NOT** install this Cooler in a damp or wet location as this may cause the insulator to corrode and leak; also condensation may build up on the outside of the cooler.
8. **DO NOT** scratch or scrape the Cooler with sharp objects.
9. When disconnecting the Cooler from the outlet, hold the plug; **DO NOT** pull the cord.

TNT MINI FRIDGE 2
THERMOELECTRIC COOLER

⚠ CAUTION! RISK OF ELECTRIC SHOCK!

Only connect one power source to the Cooler at any given time, either an DC 12V or an 220-240VAC power supply. AC/DC power supply **MUST NOT** be used together.

DO NOT Operate the Cooler if it is damaged in any way; damaged Coolers represent a danger of electric shock!

Periodically check the power cord of this Cooler and **DO NOT** use if damaged in any way. This power cord must only be replaced by the manufacturer, or a qualified individual, to avoid any danger of electric shock.

To protect against electrical shock, do not immerse the cooler, power cord or plug in water or other liquids.

DO NOT Touch the plug with wet or perspiring hands.

DO NOT Insert any objects into the back of the Cooler.

DO NOT Put ice or ice packs in the Cooler.

⚠ CAUTION! RISK OF OVERHEATING!

Ensure that the Cooler is situated at an adequate distance from walls or objects, so that the air can circulate freely.

Ensure that **ALL** ventilation slits of the Cooler are not covered and that the heat which arises during normal operation can be dissipated adequately.

DO NOT Place anything close to the Cooler; it is recommended that a minimum of a 4" inch clear space is left from the top, back and sides of the Cooler.

DO NOT Coil/bundle the power cord, or it may overheat.

Troubleshooting

Problem	Probable Cause	Probable Solution
Water leaks out from the Cooler	Power supply is cut off	Check the power supply and check the plug is well connected
	The door is open	Close the door
	Wet surface	Wipe water off surface
The unit is not cooling	Power supply is cut off	Check the power supply and check the plug is connected securely
	The vent(s) are blocked	Keep 4" clear space from top, sides and back of Cooler
	Poor air circulation	Leave space among contents to help air circulation
	The unit is in direct sunlight or near a heat source	Move the Cooler to a cool dry location
"COLD" switch is in the "OFF" position	Set the "OFF/COLD" switch to the "COLD" position	
Internal Condensation	For this type of item, this is quite normal to see small droplets of water inside the cooler	Wipe away the excess water with a dry cloth
Internal Frosting	Varying ambient temperature can cause the cooler to produce some frosting, this is quite normal	Switch cooler off, allow the frost to melt, and wipe away the water.

⚠ CAUTION! RISK OF FIRE!

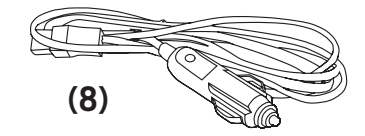
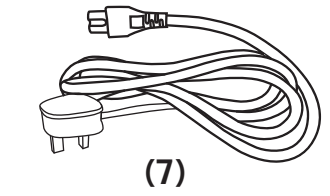

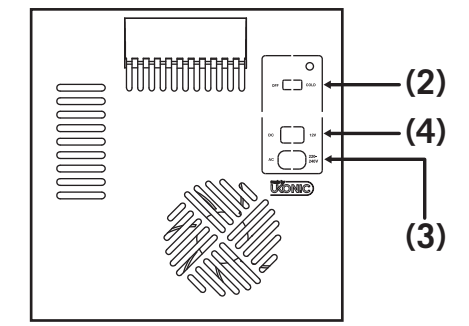
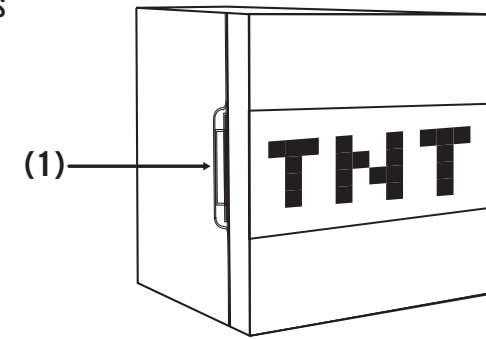
Never place the Cooler in direct proximity to naked flames or other sources of heat.

DO NOT Use flammable sprays near the Cooler, to avoid risk of ignition.

TNT MINI FRIDGE 3
THERMOELECTRIC COOLER

LOCATION OF CONTROLS

- (1) Door Handle
- (2) OFF/COLD Switch
- (3) AC Port
- (4) DC Port
- (5) Removable Shelf
- (6) Removable Door Shelf
- (7) AC Power Cable
- (8) DC Power Cable
- (9) Drip Tray



TNT MINI FRIDGE 4
THERMOELECTRIC COOLER

Cleaning and Maintenance

Unplug the unit from the AC/DC outlet when not in use or cleaning. Allow to cool prior to cleaning the product.

Before initial use, wipe the Cooler off with a damp cloth inside and out. A mild anti-bacterial soap can be used to clean it. Keep the lid open to dry. Use a paper towel to absorb excess moisture.

DO NOT use any abrasive cleaning agents; if you do, there is a risk of damaging the Cooler.

Store the Cooler and accessories in a dry, cool place.

DO NOT immerse the Cooler, power cord or plug in water.

DO NOT splash the Cooler with water on the exterior or interior, as this may lead to rusting and deterioration of the electrical insulation.

Warranty

The warranty for this Cooler is 1 year from the date of purchase. Any implied warranties, including the implied warranty of merchantability are also limited to the duration of 1 year from the date of purchase. The warranty is not transferable from the original purchaser.

The warranty begins on the date of purchase. Please retain the original receipt safely; this receipt is required as proof of purchase. You will also need to register your warranty.

Should this Cooler show any fault in materials or manufacture within 1 year from the date of purchase, it will be repaired or replaced at our choice by us free of charge. NOTE: Internal condensation and or frosting are considered to be normal for this type of product. Any claim made against condensation and or frosting will fall outside of our warranty policy.

The warranty is conditional on the defective Cooler and the receipt of purchase being presented within the 1 year warranty period.

The warranty period will not be extended by repairs or exchanges made under warranty.

The warranty applies to faults (material or manufactured); the warranty does not extend to accidental abuse, misuse or neglect. The warranty lapses if the Cooler is deemed to be damaged through accidental abuse, misuse or neglect or if it was not maintained properly as per the directions outlined per this user guide.

The warranty will become void if any attempt is made to alter the product in any way.

Warranty Procedure

Have your receipt and the serial number available for all inquiries; the serial number can be located on the rear of the Cooler.

Should any fault or defect arise, please email support@ukonic.com; provided you can show a valid proof of purchase and the warranty period has not expired, we will begin our warranty process.

Product Disposal

When your Cooler has come to the end of its life, please do not throw it out with other household refuse. In the interests of the environment, please take your Cooler to a suitable center where it can be disposed of properly. For more information on this subject, please contact your local refuse authority for further detail.

Child Entrapment Warning: DANGER or WARNING: Risk of child entrapment. Before you throw away your old mini cooler, take off the door(s). The appliance is not intended for use by young children or infirm persons without supervision. Young children should be supervised to ensure that they do not play with the appliance.

TNT MINI FRIDGE 5
THERMOELECTRIC COOLER


 www.thesourcewholesale.co.uk
 MANUFACTURED AND IMPORTED BY:
THE SOURCE WHOLESAL
 The Atrium, Curtis Rd, Dorking RH4
 1XA, United Kingdom
THE SOURCE WHOLESAL BV
 Joop Geesinkweg 701, 1114 AB
 Amsterdam-Duivendrecht

Made in China
 customer.services@giftuniverse.com
 Supplier item reference: 18641
 128045 820424


MINECRAFT.NET



© 2025 Mojang AB. All Rights Reserved. Minecraft, the Minecraft logo, the Mojang Studios logo and the Creeper logo are trademarks of the Microsoft group of companies.

Manufacturer:
 Shaoxing Shangyu North Electron Manufacture Co., Ltd
 Xiaoyue Town, Shangyu District, Shaoxing City, Zhejiang Province, China

TNT
MINI FRIDGE
 THERMOELECTRIC COOLER



TNT MINI FRIDGE 6
THERMOELECTRIC COOLER