



# Aluminium Recessed Access Covers

# About Alusthetic

Alusthetic is brought to you by EcoGrid; a family owned and run company dedicated to the supply and fit of sustainable products to the building, civils and landscaping sector of the United Kingdom.

Our first and second generation family have been involved in the hard-landscaping sector for over 35 years and can offer sensible advice from the perspective of practicality.

EcoGrid distribute a large range of building materials. Alusthetic focuses solely on decorative aluminium products.



“

A BEAUTIFUL PRODUCT THAT WILL ADD THE FINISHING TOUCH TO YOUR PROJECT.

”

## Aluminium Recessed Access Cover

They are aesthetically appealing and very well engineered providing odour and waterproof options for interior or exterior use. They are used where quality is paramount and are much more cost effective than stainless steel.

There are two versions with the Double Sealed DS-Line being odour and waterproof and self-secured by the weight of the infill. The Triple Sealed TSL-Pro-Line is odour and waterproof and locked in the corners with four screws.

A wide range of sizes is available with clear openings from as small as 150x150mm (can be used as surface boxes) and up to 1000x1000mm. Two standard depths of 60mm and 80mm are offered with 100mm and 40mm also available. All covers come equipped with suitable lifting keys.

The aluminium is 99.9% pure, with high grade EPDM seals and stainless-steel screws. The base is mild steel for added strength with up to 75kN loading.

Most sizes are held in stock in our UK Warehouse for swift delivery. Items not held in stock can be with you in 3 to 4 weeks from order (including bespoke sizes).



# Double Sealed DS-Line Recessed Manhole Covers

The Alucover DS-Line range are double sealed, featuring a highly aesthetic extruded aluminium construction manufactured to BS:EN124 standard.

An odour and waterproof aluminium cover that's self-secured to the outer frame, featuring two seals: one at the base and a 'T-rubber' seal built-in to the side of the outer frame.

The unique seal allows for an additional odour barrier, elasticity to avoid tension between the recessed cover and frame, and the prevention of dirt between the cover and frame for easy removal.



## Product Features

- Extruded aluminium frame and easy to open
- The cover is odour and waterproof
- Recommended for exterior applications
- Lifting keys and reinforcement mesh
- Featuring two high-grade EPDM seals with 'T-rubber' seal on side of frame
- Self-secured by the weight of the infill
- Lifting holes covered with plastic caps

Perfect for  
exterior applications  
i.e tiles & paving






# Triple Sealed TSL-Pro-Line Recessed Manhole Covers

The Alucover TSL-Pro-Line range of recessed manhole covers are triple sealed and locking, featuring a highly aesthetic extruded aluminium construction. They are lorry load bearing and manufactured to BS:EN124 standard.

An odour and waterproof aluminium cover screwed on to the outer frame and featuring three seals: two at the base and a 'T-rubber' seal built-in to the side of the outer frame. This unique 'T' seal provides an additional odour barrier, elasticity to avoid tension between the recessed cover and frame, and the prevention of dirt between the cover and frame.



**Perfect for  
tiles, paving and  
most floor finishes**

## Product Features

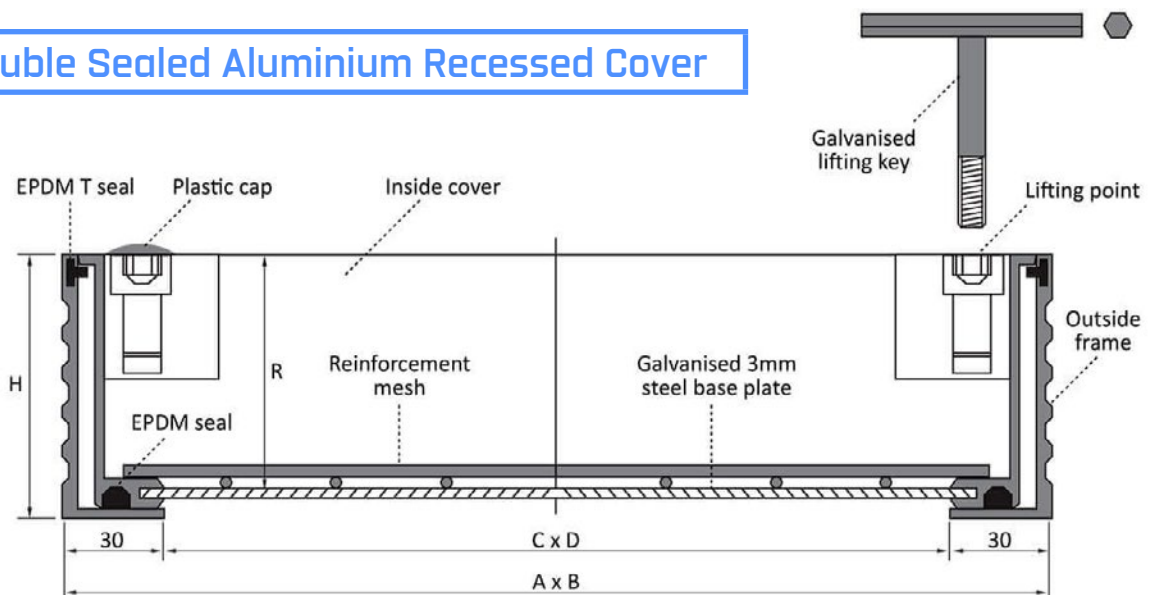
- Extruded aluminium frame and easy to open
- The cover is odour and waterproof
- Recommended for interior & exterior applications
- Lifting keys and reinforcement mesh
- Featuring two high-grade EPDM seals with 'T-rubber' seal on the side of frame.
- Locked with stainless steel socket head screws
- Lifting holes covered with plastic caps

# Double Sealed Size Range

SKU Code	Overall Size A x B (mm)	Clear Opening C x D (mm)	Overall Depth H (mm)	In Tray Depth R (mm)
<b>Stock items:</b>				
DS-60-3030	360 x 360	300 x 300	60	48
DS-60-4545	510 x 510	450 x 450	60	48
DS-60-6045	660 x 510	600 x 450	60	48
DS-60-6060	660 x 660	600 x 600	60	48
DS-60-7560	810 x 660	750 x 600	60	48
DS-60-7575	810 x 810	750 x 750	60	48
DS-60-9060	960 x 660	900 x 600	60	48
DS-60-9090	960 x 960	900 x 900	60	48
<b>Low stock items:</b>				
DS-60-1000	1060 x 1060	1000 x 1000	60	48
DS-80-3030	360 x 360	300 x 300	80	68
DS-80-4545	510 x 510	450 x 450	80	68
DS-80-6045	660 x 510	600 x 450	80	68
DS-80-6060	660 x 660	600 x 600	80	68
<b>For the following items, allow 3-4 weeks lead time:</b>				
DS-80-7560	810 x 660	750 x 600	80	68
DS-80-7575	810 x 810	750 x 750	80	68
DS-80-9060	960 x 660	900 x 600	80	68
DS-80-9090	960 x 960	900 x 900	80	68
DS-80-1000	1060 x 1060	1000 x 1000	80	68

Also available in 100mm and 40mm depth plus bespoke sizes on request.

## Double Sealed Aluminium Recessed Cover



# Triple Sealed Size Range

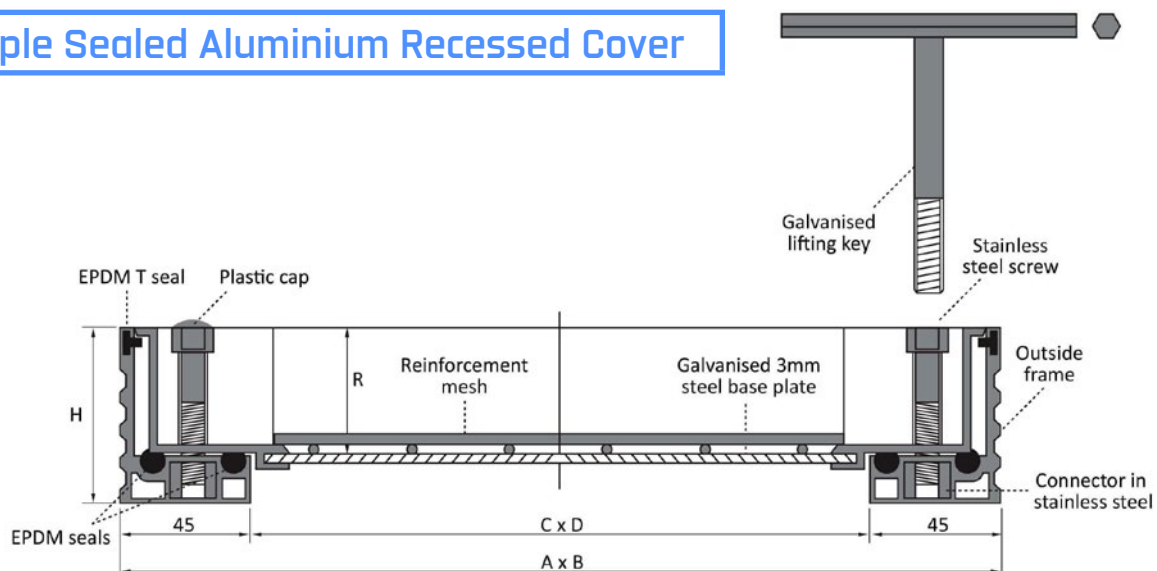
SKU Code	Overall Size A x B (mm)	Clear Opening C x D (mm)	Overall Depth H (mm)	In Tray Depth R (mm)
Stock items:				
TSL-60-1515	240 x 240	150 x 150	60	41
TSL-60-2020	290 x 290	200 x 200	60	41
TSL-60-3030	390 x 390	300 x 300	60	41
TSL-60-4545	540 x 540	450 x 450	60	41
TSL-60-6045	690 x 540	600 x 450	60	41
TSL-60-6060	690 x 690	600 x 600	60	41
TSL-60-7560	840 x 690	750 x 600	60	41
TSL-60-7575	840 x 840	750 x 750	60	41
TSL-60-9060	990 x 690	900 x 600	60	41
TSL-60-9090	990 x 990	900 x 900	60	41

Low stock items:				
TSL-60-1000	1090 x 1090	1000 x 1000	60	41

For the following items, allow 3-4 weeks lead time:				
TSL-80-3030	390 x 390	300 x 300	80	61
TSL-80-4040	490 x 490	400 x 400	80	61
TSL-80-5050	590 x 590	500 x 500	80	61
TSL-80-6060	690 x 690	600 x 600	80	61
TSL-80-7070	790 x 790	700 x 700	80	61
TSL-80-8080	890 x 890	800 x 800	80	61
TSL-80-9090	990 x 990	900 x 900	80	61
TSL-80-1000	1090 x 1090	1000 x 1000	80	61

Also available in 100mm and 40mm depth plus bespoke sizes on request.

## Triple Sealed Aluminium Recessed Cover



# Weight Loading



Pathway



Pool



Car



Van

Load class max	Pathway	Pool	Car	Van
DS-Line-60	✓	✓	✓	—
DS-Line-80	✓	✓	✓	✓
DS-Line-100	✓	✓	✓	✓
<hr/>				
TSL-Pro-Line 40	✓	—	—	—
TSL-Pro-Line 60	✓	✓	✓	—
TSL-Pro-Line-80	✓	✓	✓	✓
TSL-Pro-Line-100	✓	✓	✓	✓

Due to continuing product development, we reserve the right to alter product specification without prior notice.

## Application and Installation

Easy to follow guide to help you prep and install your recessed manhole cover.



### Mortar

Make a recess in the ground so the cover is level or slightly below the height of finished floor. Mortar in to the correct height and to secure frame in place.



### Clean

Clean any stray residue and allow to set. The tray can be left in situ but if removed, ensure no one can fall in the chamber!



### Screed

Once the frame is set securely, then screed up to the correct levels before you apply finishing tiles or blocks.



### Finish

When finishing, carefully note surrounding grout lines and closely follow inside the tray for the best-looking result.

[www.alusthetic.co.uk](http://www.alusthetic.co.uk)

[sales@alusthetic.co.uk](mailto:sales@alusthetic.co.uk) | 0151 639 4281

