



IDEALIST

CARING FOR FIBERSTONE

General Care and Maintenance

Where to use:

Planters are designed for Interior and Exterior Use
Indoor planters need to be lined using a waterproof liner.
Suitable for commercial and residential projects.
UV Treated and Frost Resistant planters.
Excellent for planting up Real or Artificial Plants.
All models will include pre-drilled drainage holes unless specified in the product specification.

CHARACTERISTICS

Fibrestone is a man-made blend of fiberglass chopped strand's and netting, resin and crushed stone. Fibrestone has the look and feel of natural stone and is designed to be durable, but is significantly lighter in weight than stone, concrete or similar materials.

Planting Instructions Real Plants:

- Cover drainage holes with Mesh or a honey comb structure to allow drainage.
- Planters can be raised further to allow easier drainage. (Feet sold separately)
- Fill bottom third in volume of the planter with the recommended drainage material hydro clay (known also as expanded clay, LECA) or broken crock.
- Then use the correct planting soil based on the plant's needs.
- Do not move planter when in place as this may damage the unit and plants.

Planting Instructions Artificial Plants:

- Keep drainage clear at all times, water must be able to exit the planter freely.
- Use polystyrene nuggets or sheets to fill void, if expansion foam is used, please ensure there is a clear route for water to travel out of the unit.
- Do not move planter once in place.
- Install the artificial plants and add decorative stones or moss to hide all unbody works.

CARE & MAINTENANCE

Clean your planters with a mild soap and water solution, using a soft-microfibre cloth and a gentle motion of cleaning to preserve the surface. Spot clean with a wet, clean cloth. Any abrasive materials used on the surface will damage the surface and this will be visible in light or heavy scratches.

For added protection and to preserve the smooth / textured surfaces of fibrestone, use a water sealer or concrete sealer to ensure longevity and prevent weathering stains and surface changes with paint.
Products the manufacturer recommends - (No Nonsense Water Repellent Seal Clear and Polar Dust Proof Concrete Sealer for interior and exterior Use) Available at your local DIY hardware store.



IDEALIST

To apply:

- Apply using the manufacturer's instructions via brush or roller
- Apply internally and externally to the planter for maximum protection
- Allow to fully air dry before using the manufacturer's planting guide
- Re-apply externally the sealer every 1-3 years.

KEY RECOMMENDATIONS

- Suitable for indoor or outdoor use.
- UV and Frost Resistant
- To prevent scratches, avoid placing or dragging sharp, coarse objects across the surface.
- Do not place hot items near or directly onto your fibrestone planter, as this may cause discoloration and damage.
- Residual moisture or chemicals can transfer to the fibrestone and cause discoloration.
- Avoid natural acidic cleaners, as the cleaning agent is typically highly acidic and can change the fibrestone surface. Citrus-based cleaners should not be used.
- Re-apply sealant every one to three years per the sealant manufacturers guidelines.
- Matte concrete sealers, available at your local DIY stores and online, they are effective for fibrestone products. Follow the manufacturer's instructions.
- Do not move your fibrestone planters when they are filled or adjusting to a new position. Do not drag. This will cause damage to the planter.
- When fibrestone sits in standing water or mud, it's prone to damage in freezing temperatures. The use of feet promotes airflow and proper drainage of planters and helps to prevent micro-cracks.
- In areas with prolonged freezing temperatures below 0 degrees C, the manufacturer recommends that you can cover with a plant pot fleece or gardening blankets during winter months.
- Plant pots can also have salt mineral stains which are normal to the climate and environment and is marked as weathering.
- The use of a liner is recommended to minimize contact with moisture and metals/minerals. Fertilizers and plant foods contain metals and minerals such as magnesium, iron, copper and zinc. When minerals come into contact with water and Fiberstone, a chemical reaction between them can cause mineral stains on the surface and internally.

Surface Type:

- Hand Made planter which imitates natural stone, each planter will have individual handmade marks and production details on the surface as each unit is one of one.
- The surface is smooth to touch but will feel and mimic like stone.
- The surface is non porous but the material can absorb moisture if left in standing water areas.
- Surface can be damaged if using an abrasive material.
- Planters untreated with sealant can be touched up using generic external spray paint.

Weathering Process:

- Planters will naturally weather over time and will change due to the environment.
- You will experience surface colour changes, mineral deposits, dirt, grime, algae and surface pits.
- In some cases you will get rain water acidic corrosion and white mineral deposits on flat surfaces from where the rain water sits on the planter for prolonged periods of time.
- As the product is exposed to the elements, these effects are natural and we would class these items as weather resistant as long as the guides provided by the manufacturer are followed.






IDEALIST

Warranty Period:

- 1 Year Warranty provided on planter from date of purchase.

Warranty is active based on the usage of the planting guide provided and the sealing guide given to the customer on the product page and in the manuals provided from the manufacturer.

- Warranty cover includes UV fade, frost damage and manufacturer defects.
- General wear and tear, accidental impact damage, using the product away from the manufacture's guidance and any modifications away from the original design to the product are not covered under warranty.
- Damages to the planters caused by customer error, improper planting guide use, carelessness, theft, loss, water damage (flooding) or natural disaster (wind) are not covered.
- Mineral deposits and colour change due to environment are not covered under warranty.



Orders which are outside the warranty period can still be submitted for a warranty claim but it up to the manufacture to provide an adequate response based on the usage of your product and the timeframe from original purchase.

