



Decorative Metal Wiring Accessories

## Decorative Metal Wiring Accessories in Assorted Plate Finishes

A comprehensive range of decorative metal wiring accessories now available under the single brand. A brand that is synonymous with high specification, high quality, long life and unprecedented value for money.

Each product is supplied individually packaged in its own distinctive printed box complete with comprehensive fitting instructions.

switches feature the same modular switch design as our moulded ranges. All of the switch modules featured in our dedicated modules brochure can therefore be used in any combination on accessories.

plates are manufactured from stainless steel, georgian style (GCBR) plates are manufactured from cast brass. All 13A sockets and fused connection units are tested and approved to BS1363 offering assured quality and safety.



Every product featured in the pages of this brochure are available in ten distinctive quality finishes.

All products are available with black or white inserts.

*(Excluding antique brass, black nickel & matt black finishes which are supplied with black insert and gasket only)*

A selection of Stainless Steel and Satin Chrome finishes are now available with grey inserts.



Antique Brass\*



Black Nickel



Polished Chrome



Stainless Steel



Satin Brass\*



Georgian Style



Pearl Nickel



Polished Brass



Satin Chrome\*



Matt Black (Ingot Only)

## Contents

Switches	<b>D5</b>
Back Boxes	<b>D9</b>
Power Socket Outlets	<b>D14</b>
13A Fused Connection Units	<b>D18</b>
Control Switches	<b>D20</b>
Socket & Blank Plates	<b>D25</b>
Telephone & Data Sockets	<b>D28</b>
TV & Satellite	<b>D29</b>
New Media™ Plates	<b>D30</b>
Galvanised Boxes	<b>D31</b>
Dry Lining Boxes	<b>D32</b>

# Switches

## Switches

D5



011 | 025

012

013

019

105

Switch modules interchangeable with MiniGrid® Modules  
For the complete range of MiniGrid® modules, see the dedicated MiniGrid® section, page K18.

### Plates Switches - MiniGrid®

- 011 10AX 1 Gang 2 Way Plate Switch
- 012 10AX 2 Gang 2 Way Plate Switch
- 013 10AX 3 Gang 2 Way Plate Switch
- 019 10AX 4 Gang 2 Way Plate Switch
- 105 10AX 6 Gang 2 Way Plate Switch
- 025 10AX 1 Gang Intermediate Plate Switch

Standards: BS EN 60669-1

Back Box Depth (mm): 011 012 013 025: 16 105 019: 25 Cable Size (mm<sup>2</sup>): 4 x 1.5 or 2 x 2.5

Dimensions (mm): 1 Gang: 88 (W) x 88 (H) x 8 (D) 2 Gang: 146 (W) x 88 (H) x 8 (D)

All switches are supplied complete with switch module(s). However the installer may customise a switch arrangement by substituting switch modules by means of a simple, single fixing screw.

All switch plates are modular as standard, allowing you to create virtually any switch plate you require. A comprehensive range of available modules is illustrated in the MiniGrid® section of this catalogue.

Unfurnished mounting plates can be ordered separately and furnished with whatever selection of switch modules may be required.

## Switches

D6




411 | 425

412

413



414



416

**MINIGRID®**

Switch modules interchangeable with MiniGrid® Modules  
For the complete range of MiniGrid® modules, see the dedicated MiniGrid® section, page K18.

### Ingot Plates Switches - MiniGrid®

- 411 10AX Ingot 1 Gang 2 Way Plate Switch
- 412 10AX Ingot 2 Gang 2 Way Plate Switch
- 413 10AX Ingot 3 Gang 2 Way Plate Switch
- 414 10AX Ingot 4 Gang 2 Way Plate Switch
- 416 10AX Ingot 6 Gang 2 Way Plate Switch
- 425 10AX Ingot 1 Gang Intermediate Plate Switch

**Standards:** BS EN 60669-1

**Back Box Depth (mm):** 411 412 413 425: 16 414 416: 25

**Cable Size (mm²):** 4 x 1.5 or 2 x 2.5

**Dimensions (mm):** 1 Gang: 88 (W) x 88 (H) x 8 (D) 2 Gang: 146 (W) x 88 (H) x 8 (D)

## Unfurnished Plates

D7



401




426



471



402



404



472



403



432

**MINIGRID®**

For the complete range of MiniGrid® modules, see the dedicated MiniGrid® section, page K18.

### Unfurnished Plates - MiniGrid®

- 401 1 Gang MiniGrid® Unfurnished Plate - 1 Aperture
  - 402 1 Gang MiniGrid® Unfurnished Plate - 2 Apertures
  - 403 1 Gang MiniGrid® Unfurnished Plate - 3 Apertures
  - 404 2 Gang MiniGrid® Unfurnished Plate - 2 x 2 Apertures
  - 406 2 Gang MiniGrid® Unfurnished Plate - 2 x 3 Apertures
  - 426 2 Gang MiniGrid® Unfurnished Plate - 6 In-Line Apertures
  - 432 2 Gang MiniGrid® Unfurnished Plate - 3 Apertures
- Please note 432 is not available in BN, BR, PN, SB or GCBR.  
See range of MiniGrid® Modules in the MiniGrid® section

### Architrave Switch Plates (Unfurnished)

- 471 1 Gang MiniGrid® Unfurnished Architrave Plate - 1 Aperture
- 472 2 Gang MiniGrid® Unfurnished Architrave Plate - 2 Apertures

**Standards:** BS 5733

**Back Box Depth (mm):** Dependent On Modules Fitted 471 472: 25

**Dimensions (mm):** 1 Gang: 88 (W) x 88 (H) x 8 (D) 2 Gang: 146 (W) x 88 (H) x 8 (D) 471: 35 (W) x 89 (H) x 8 (D) 472: 35 (W) x 149 (H) x 8 (D)

These plates must be used with the dedicated architrave back boxes WA571/WA572 and can only be flush mounted.  
See page D31.  
Not compatible with MD070 & MD075 Switch modules.

## Unfurnished Plates

D8




The furnished plate shown here contains a selection of both single and twin width Minigrid® modules. GR100 yokes are required to mount the Minigrid® modules into prior to assembling the frontplate.



512

### 2 Tier Unfurnished Plates c/w Gaskets - MiniGrid®

**512** 2 Tier MiniGrid® Unfurnished Plate - 12 Apertures  
2 x GR100 Yokes required, see page Dg



518

### 3 Tier Unfurnished Plates c/w Gaskets - MiniGrid®

**518** 3 Tier MiniGrid® Unfurnished Plate - 18 Apertures  
3 x GR100 Yokes required, see page Dg

## MINIGRID®

If dimmer modules are to be mounted directly above each other, the MDg014 (page K37) or similar height dimmer modules must be installed. Alternatively, retractive switch modules MD004 (page K21) can be used in conjunction with Click Smart+ dimming receivers (page A22).

Standards: BS 5733  
Back Box Depth (mm): 47  
Dimensions (mm): 512: 146 (W) x 146 (H) x 8 (D) 518: 146 (W) x 227 (H) x 8 (D)

## Back Boxes

D9



Example of yoke furnished with modules

## MINIGRID®

Galvanised steel back boxes supplied for flush mounting of the large MiniGrid® plates. Mounting Yoke facilitates pre-assembly of required modules. Fitted with twin earth terminals.



GR100

WA512

WA518

Standards: 512 518: BS 4662  
Dimensions (mm): GR100: 129 (W) x 55 (H) x 14 (D) 512: 137 (W) x 137 (H) x 47 (D) 518: 137 (W) x 197 (H) x 47 (D)

## Dimmer Switches



140 | 161



153 | 163



154 | 164



Interchangeable modules available on page K37.

We recommend the use of branded halogen lamps with all Deco® leading edge dimmers. The use of inferior, non-branded lamps may require the nominal rating of the dimmer to be reduced. These dimmer switches have not been designed to use with LED lamps. However, they may be suitable for some good quality LED lamps. For further information please contact Click® Technical support team.

We recommend the use of branded LED lamps with all Deco® trailing edge dimmers. The use of inferior, non-branded lamps may require the nominal rating of the dimmer to be reduced. For further information please contact Click® Technical support team.

## Dimmer Switches (Leading Edge)

- 140** 1 Gang 2 Way 400Va Dimmer Switch  
**152** 2 Gang 2 Way 400Va Dimmer Switch  
**153** 3 Gang 2 Way 400Va Dimmer Switch  
**154** 4 Gang 2 Way 400Va Dimmer Switch

## Dimmer Switches (Trailing Edge)

- 161** 1 Gang 2 Way 100W Dimmer Switch  
**162** 2 Gang 2 Way 100W Dimmer Switch  
**163** 3 Gang 2 Way 100W Dimmer Switch  
**164** 4 Gang 2 Way 100W Dimmer Switch

**Standards:** BS EN 60669-1 BS EN 55015 BS EN 61000-3-2 400Va: BS EN 61000-3-3 100W: BS EN 60669-2-1

**Type:** 400Va: Leading Edge 100W: Trailing Edge

**Back Box Depth (mm):** 25 **Cable Size (mm<sup>2</sup>):** 2 x 1.5

**Dimensions (mm):** 1 Gang: 88 (W) x 88 (H) x 8 (D) 2 Gang: 146 (W) x 88 (H) x 8 (D)

## Dimmer Switches

## Dimmer Modules

- 6A 2 Way Push On/Off (Non-Dimming) Module (25 x 62mm)  
 1-10V Analogue Dimmer Module (25 x 62mm)  
 250W 2 Leading Edge Way Dimmer Module (25 x 62mm)  
 400W 2 Way Leading Edge Dimmer Module (25 x 62mm)  
 100W Dual Mode Dimmer Module with Trim (26.5 x 55mm)

## Dimmer M10 Nut Runner

Use the nut runner to easily exchange dimmer modules and create customised dimmer switch plate



SPg00

MD9014



140PL



152PL



153PL



185



186

Dimmer Modules supplied separately

## Dimmer Mounting Unfurnished Plates

- 140PL** 1 Gang Dimmer Plate & Knob (650W Max) - 1 Aperture  
**152PL** 2 Gang Dimmer Plate & Knobs (800W Max) - 2 Apertures  
**153PL** 3 Gang Dimmer Plate & Knobs (1200W Max) - 3 Apertures  
**154PL** 4 Gang Dimmer Plate & Knobs (1600W Max) - 4 Apertures  
**185** 1 Gang Dimmer Plate & Knob (1000W Max) - 1 Aperture  
**186** 2 Gang Dimmer Plate & Knobs (1630W Max) - 2 Apertures


**Standards:** BS 5733

**Back Box Depth (mm):** 25 (35 Flat Plate)

**Dimensions (mm):** 1 Gang: 88 (W) x 88 (H) x 8 (D) 2 Gang: 146 (W) x 88 (H) x 8 (D)

## Toggle Switches

D12



### Toggle Switches

- 421 10AX 1 Gang 2 Way Toggle Switch
- 422 10AX 2 Gang 2 Way Toggle Switch
- 423 10AX 3 Gang 2 Way Toggle Switch
- 424 10AX 4 Gang 2 Way Toggle Switch

**Standards:** BS EN 60669-1

**Back Box Depth (mm):** 25 **Cable Size (mm<sup>2</sup>):** 4 x 1.5 or 2 x 2.5

**Dimensions (mm):** 1 Gang: 88 (W) x 88 (H) x 8 (D) 2 Gang: 146 (W) x 88 (H) x 8 (D)



With the ever increasing demand for power supplies in all areas of the home comes the problem of selecting and fitting outlets which blend harmoniously with the décor of the room in which they are to be fitted.

The 10 different plate finishes offer a solution for almost every possible design need and will enhance the décor of any area whether in a kitchen, bedroom, lounge or study etc...

## Power Socket Outlets

D14



771U

770

### Switched Sockets With USB Outlet

- 771U** 13A 1 Gang Switched Socket With 2.1A USB Outlet (Twin Earth)  
**770** 13A 2 Gang Switched Socket With 2.1A USB Outlet (Twin Earth)



571U

570

### Ingot Switched Sockets With USB Outlet

- 571U** 13A Ingot 1 Gang Switched Socket With 2.1A USB Outlet (Twin Earth)  
**570** 13A Ingot 2 Gang Switched Sockets With 2.1A USB Outlet (Twin Earth)

**Standards:** BS 1363-2:2016 +A1; 2018 BS EN IEC 62368-1 BS EN 62680-1-1  
**Back Box Depth (mm):** 25 **Cable Size (mm<sup>2</sup>):** 3 x 2.5 or 2 x 4  
**Dimensions (mm):** 1 Gang: 88 (W) x 88 (H) x 8 (D) 2 Gang: 146 (W) x 88 (H) x 8 (D)

## Power Socket Outlets

Safety Shutter Sockets (Excluding USB options) are only available for sale in the Republic of Ireland.

D15



780

786

### Switched Sockets With Twin USB Outlets

- 780** 13A 2 Gang Switched Socket With Twin 2.1A USB Outlets (4.2A) (Twin Earth)  
**786** 13A 2 Gang Switched Safety Shutter Socket Outlet With Type A & C USB (4.2A) Outlets (Twin Earth)



580

586

### Ingot Switched Sockets With Twin USB Outlets

- 580** 13A Ingot 2 Gang Switched Socket With Twin 2.1A USB Outlets (4.2A) (Twin Earth)  
**586** 13A Ingot 2 Gang Switched Safety Shutter Socket Outlet With Type A & C USB (4.2A) Outlets (Twin Earth)

**Standards:** BS 1363-2:2016 +A1; 2018 BS EN IEC 62368-1 BS EN 62680-1-1  
**Back Box Depth (mm):** 25 **Cable Size (mm<sup>2</sup>):** 3 x 2.5 or 2 x 4  
**Dimensions (mm):** 146 (W) x 88 (H) x 8 (D)

## Power Socket Outlets

D16



035

036

### Switched Socket Outlets

- 035 13A 1 Gang DP Switched Socket
- 036 13A 2 Gang DP Switched Socket (Twin Earth)



535

536

### Ingot Switched Socket Outlets

- 535 13A Ingot 1 Gang DP Switched Socket
- 536 13A Ingot 2 Gang DP Switched Socket (Twin Earth)

**Standards:** BS 1363-2  
**Back Box Depth (mm):** 25 **Cable Size (mm<sup>2</sup>):** 3 x 2.5 or 2 x 4  
**Dimensions (mm):** 1 Gang: 88 (W) x 88 (H) x 8 (D) 2 Gang: 146 (W) x 88 (H) x 8 (D)

## Power Socket Outlets

Safety Shutter Sockets (Excluding USB options) are only available for sale in the Republic of Ireland.

D17



038

039

1836

### Round Pin Socket Outlets

- 038 5A Round Pin Socket
- 039 2A Round Pin Socket

### Ingot Switched Safety Shutter Socket Outlets With Outboard Rockers

- 1836 13A Ingot 2 Gang DP 3 Pin Safety Shutter Switched Socket Outlet (Twin Earth)



1535

1536

### Ingot Switched Safety Shutter Socket Outlets

- 1535 13A Ingot 1 Gang DP 3 Pin Safety Shutter Switched Socket Outlet
- 1536 13A Ingot 2 Gang DP 3 Pin Safety Shutter Switched Socket Outlet (Twin Earth)

**Standards:** BS 1363-2 038 039: BS 546  
**Back Box Depth (mm):** 25 **Cable Size (mm<sup>2</sup>):** 3 x 2.5 or 2 x 4 038: 3 x 1.5 039: 4 x 1.5 or 3 x 2.5  
**Dimensions (mm):** 1 Gang: 88 (W) x 88 (H) x 8 (D) 2 Gang: 146 (W) x 88 (H) x 8 (D)

## 13A Fused Connection Units

D18



### Fused Connection Units With Optional Flex Outlet

- 050 13A Fused Connection Unit
- 051 13A DP Switched Fused Connection Unit
- 052 13A DP Switched Fused Connection Unit With Neon
- 053 13A Fused Connection Unit With Neon



### Fused Connection Units Without Flex Outlet

- 650 13A Fused Connection Unit
- 651 13A DP Switched Fused Connection Unit
- 652 13A DP Switched Fused Connection Unit With Neon
- 653 13A Fused Connection Unit With Neon

Standards: BS 1363-4 BS 1362  
 Back Box Depth (mm): 25 Cable Size (mm<sup>2</sup>): 3 x 2.5 or 2 x 4  
 Dimensions (mm): 88 (W) x 88 (H) x 8 (D)

## 13A Fused Connection Units

D19



### Ingot Fused Connection Units With Optional Flex Outlet

- 550 13A Ingot Fused Connection Unit
- 551 13A Ingot DP Switched Fused Connection Unit
- 552 13A Ingot DP Switched Fused Connection Unit With Neon
- 553 13A Ingot Fused Connection Unit With Neon



### Ingot Fused Connection Units Without Flex Outlet

- 750 13A Ingot Fused Connection Unit
- 751 13A Ingot DP Switched Fused Connection Unit
- 752 13A Ingot DP Switched Fused Connection Unit With Neon
- 753 13A Ingot Fused Connection Unit With Neon

Standards: BS 1362  
 Back Box Depth (mm): 25 Cable Size (mm<sup>2</sup>): 3 x 2.5 or 2 x 4  
 Dimensions (mm): 88 (W) x 88 (H) x 8 (D)

## Control Switches

D20

3 Pole And 20A DP Switches Are Non-Modular.



022



023

### 20A Control Switches With Optional Flex Outlet

- 022 20A DP Switch
- 023 20A DP Switch With Neon



622



623

### 20A Control Switches Without Flex Outlet

- 622 20A DP Switch
- 623 20A DP Switch With Neon



020

### Fan Isolation Switch

- 020 10A 3 Pole Fan Isolation Switch

Standards: BS EN 60669-1 020: BS EN 60669-2-4  
Back Box Depth (mm): 25 020: 16 Cable Size (mm<sup>2</sup>): 3 x 2.5 020: 4 x 1.5 or 2 x 2.5  
Dimensions (mm): 88 (W) x 88 (H) x 8 (D)


## Control Switches

D21

3 Pole And 20A DP Switches Are Non-Modular.



522



523

### Ingot 20A Control Switches With Optional Flex Outlet

- 522 20A Ingot DP Switch
- 523 20A Ingot DP Switch With Neon



722



723

### Ingot 20A Control Switches Without Flex Outlet

- 722 20A Ingot DP Switch
- 723 20A Ingot DP Switch With Neon



520

### Ingot Fan Isolation Switch

- 520 10A Ingot 3 Pole Fan Isolation Plate Switch

Standards: BS EN 60669-1 520: BS EN 60669-2-4  
Back Box Depth (mm): 25 520: 16 Cable Size (mm<sup>2</sup>): 3 x 2.5 520: 4 x 1.5 or 2 x 2.5  
Dimensions (mm): 88 (W) x 88 (H) x 8 (D)

## Control Switches

D22



### 45A Switches And Socket Outlets

- 200 45A 1 Gang DP Switch
- 201 45A 1 Gang DP Switch With Neon
  
- 202 45A 2 Gang DP Switch
- 203 45A 2 Gang DP Switch With Neon
  
- 204 45A 2 Gang DP Switch With 13A DP Switched Socket
- 205 45A 2 Gang DP Switch With 13A DP Switched Socket & Neons


**Standards:** BS EN 60669-1 204 205: BS 4177

**Back Box Depth (mm):** 35 **Cable Size (mm<sup>2</sup>):** 1 x 16

**Dimensions (mm):** 1 Gang: 88 (W) x 88 (H) x 8 (D) 2 Gang: 146 (W) x 88 (H) x 8 (D) 202 203: 88 (W) x 146 (H) x 8 (D)

## Control Switches

D23



### Ingot 45A Switches And Socket Outlets

- 500 45A Ingot 1 Gang DP Switch
- 501 45A Ingot 1 Gang DP Switch With Neon
  
- 502 45A Ingot 2 Gang DP Switch
- 503 45A Ingot 2 Gang DP Switch With Neon
  
- 504 45A Ingot 2 Gang DP Switch With 13A DP Switched Socket
- 505 45A Ingot 2 Gang DP Switch With 13A DP Switched Socket & Neons

Only available in selected finishes: CH, SC, AB, BN, PN, SS & MB

**Standards:** BS EN 60669-1 504 505: BS 4177

**Back Box Depth (mm):** 35 **Cable Size (mm<sup>2</sup>):** 1 x 16

**Dimensions (mm):** 1 Gang: 88 (W) x 88 (H) x 8 (D) 2 Gang: 146 (W) x 88 (H) x 8 (D) 502 503: 88 (W) x 146 (H) x 8 (D)

## Control Switches



660

## Lockable Switches

660 20A Double Pole Key Lockable Switch



655

## Ingot Lockable Sockets

655 13A Ingot 1 Gang DP Key Lockable Socket With Neon



675

## Lockable Sockets

675 13A 1 Gang DP Key Lockable Socket With Neon

Two keys provided (Spare keys available: SP660).

**Standards:** 655 675: BS EN 60669-1 BS 1363-2 660: BS EN 60669-1  
**Back Box Depth (mm):** 35 **Cable Size (mm<sup>2</sup>):** 3 x 2.5 or 2 x 4  
**Dimensions (mm):** 1 Gang: 88 (W) x 88 (H) x 8 (D) 2 Gang: 146 (W) x 88 (H) x 8 (D)

## Socket &amp; Blank Plates



024

## 20A DP Sink/Bath Switch

024 20A DP Sink/Bath Switch With Neon



100

## Dual Voltage Shaver Socket

100 115/230V Dual Voltage Shaver Socket

Click® dual voltage shaver outlets incorporate a double wound isolating transformer rated 20Va at 230V or 115V and meets BS EN 61558-2-5:2010 making it safe for use in bathrooms. Shaver outlet is not continuously rated and therefore not suitable for use as a permanent charging outlet.



060

## Blank Plates

060 1 Gang Blank Plate

061 2 Gang Blank Plate



061

**Standards:** 024: BS EN 60669-1 100: BS EN IEC 61558-1 BS EN 61558-2-5  
**Back Box Depth (mm):** 024: 25 100: 47 **Cable Size (mm<sup>2</sup>):** 024: 3 x 2.5 100: 2 x 1.5 or 1 x 2.5  
**Dimensions (mm):** 1 Gang: 88 (W) x 88 (H) x 8 (D) 2 Gang: 146 (W) x 88 (H) x 8 (D) 100: 88 (W) x 146 (H) x 8 (D)



## TV, Telephone & Data Sockets

The following pages contain details of products designed to deal with handling data and media transfer through telephone, computer, TV or radio.

## Telephone Outlets

D28



### RJ11 Telephone Outlets

115 Single RJ11 (Irish/US) Outlet

### Telephone Outlets

120 Single Telephone Outlet - Master

121 Twin Telephone Outlet - Master

125 Single Telephone Outlet - Secondary

126 Twin Telephone Outlet - Secondary

Twin outlets are 2 separate sockets and not internally linked together.

**Back Box Depth (mm):** 16 115: 35  
**Termination Type:** IDC 115: Screw  
**Dimensions (mm):** 88 (W) x 88 (H) x 8 (D)

## TV & Satellite

D29



065 | 158

066 | 159

156

157 | 170



### Non-isolated Coaxial Outlets (Unshielded)

065 Single Coaxial Outlet

066 Twin Coaxial Outlet

### Isolated Coaxial Outlets (Unshielded)

158 Single Isolated Coaxial Outlet

159 Twin Isolated Coaxial Outlet

### Satellite Outlets (Unshielded)

156 Non-isolated Single Satellite Outlet

157 Isolated Satellite & Isolated Coaxial Outlet

170 Non-isolated Satellite & Non-isolated Coaxial Outlet

Isolated outlets will filter out any interference, if a 2 way signal is required, i.e. for use with satellite hard wire extensions, then a non-isolated outlet is required.

**Back Box Depth (mm):** 16  
**Dimensions (mm):** 88 (W) x 88 (H) x 8 (D)

## New Media™ Plates



Selecting from a range of module inserts covering all manner of media transfer, the installer will now be able to configure their own arrangement of TV, radio or satellite reception, plus speaker, telephone and data outlets. All modules can be inserted into single or double wall plates, fitted onto standard switch and socket boxes.

**Half New Media Semi-Modular Part Furnished Plate**

**603** Half New Media Part Furnished Front Plate - 2 X 13A DP Switched Sockets & 3 Apertures

Available in Chrome (CH), Satin Chrome (SC) Satin Brass (SB) and Polar White (PW). Requires MP520 flush back box.

**2 Tier Semi-Modular Unfurnished Plates 606**


Large New Media™ Part Furnished Front Plate - 4 x 13A DP Switched Sockets & 2 x 3 Apertures



310



311



312

**new media™**

See our dedicated New Media™ section for more information on the range of New Media™ modules available. For the complete range of Semi-modular unfurnished plates see page L7.

**Unfurnished Plates - New Media™**

- 310** 1 Gang New Media™ Unfurnished Plate - 1 Aperture  
**311** 1 Gang New Media™ Unfurnished Plate - 2 Apertures  
**312** 2 Gang New Media™ Unfurnished Plate - 4 Apertures

**Standards:** BS 5733 603 606; BS 1363-2

**Back Box Depth (mm):** Dependent On Modules Fitted **Cable Size (mm<sup>2</sup>):** 603 606: 3 x 2.5 or 2 x 4

**Dimensions (mm):** 1 Gang: 88 (W) x 88 (H) x 8 (D) 2 Gang: 146 (W) x 88 (H) x 8 (D) 603: 250 (W) x 86 (H) x 8 (D) 606: 250 (W) x 216 (H) x 8 (D)

## Galvanised Boxes

**Galvanised Steel Back Boxes**

1 Gang 25mm Deep Galvanised Steel K.O. Box

2 Gang 25mm Deep Galvanised Steel K.O. Box

1 Gang 35mm Deep Galvanised Steel K.O. Box

2 Gang 35mm Deep Galvanised Steel K.O. Box

1 Gang 47mm Deep Galvanised Steel K.O. Box

1 + 1 35mm Deep Dual Accessory Box

1 Gang 25mm Deep Architrave Galvanised Steel K.O. Box (Deco® Range Only)

2 Gang 25mm Deep Architrave Galvanised Steel K.O. Box (Deco® Range Only)

essentials™



## FlameGuard® Dry Lining Boxes

- 1 Gang 35mm Deep FlameGuard® Dry Lining Box
- 1 Gang 47mm Deep FlameGuard® Dry Lining Box
- 2 Gang 35mm Deep FlameGuard® Dry Lining Box
- 2 Gang 47mm Deep FlameGuard® Dry Lining Box

## Dry Lining Boxes

- 1 Gang 35mm Deep Dry Lining Box
- 2 Gang 35mm Deep Dry Lining Box
- 1 Gang 47mm Deep Dry Lining Box
- 2 Gang 47mm Deep Dry Lining Box
- Round Ceiling 34mm Deep Dry Lining Box

## Spacer Gaskets

- 1 Gang 10mm Spacer Gasket - Black
- 1 Gang 10mm Spacer Gasket - Grey
- 1 Gang 10mm Spacer Gasket - White
- 2 Gang 10mm Spacer Gasket - Black
- 2 Gang 10mm Spacer Gasket - Grey
- 2 Gang 10mm Spacer Gasket - White

## Deco® Gaskets

- 1 Gang Deco® Gasket - Black
- 2 Gang Deco® Gasket - Black
- 1 Gang Deco® Gasket - White
- 2 Gang Deco® Gasket - White
- 1 Gang Deco® Gasket - Grey
- 2 Gang Deco® Gasket - Grey

essentials™