

## TAO9650 Storage Case and Battery Tester Instruction Manual

Please read instructions carefully and retain for future reference

### Contents:

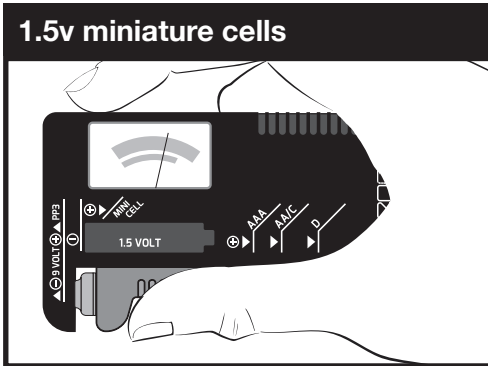
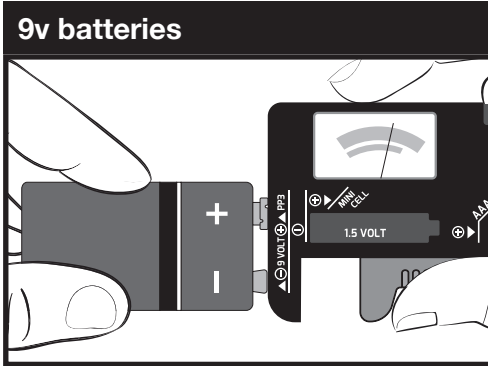
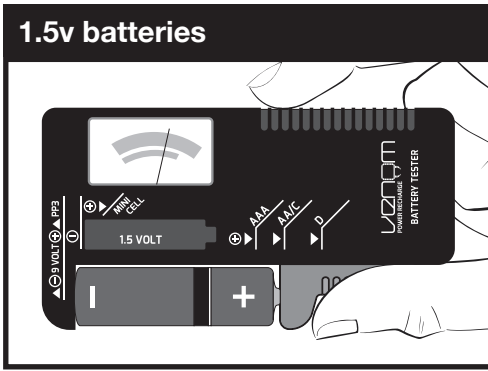
Venom recharge storage case – with removable sections for 4 way or 8 way charger.  
Venom Recharge battery tester.

### Care and use of storage case:

Keep the battery organiser dry away from dust, grease and dirt.  
Store at normal room temperature – do not expose to excessive heat.  
Do not drop or crush.  
Wipe clean if required with a slightly dampened cloth.  
Do not store discharged, dead or out of date batteries as they may leak.  
Place your fresh and recharged batteries into the appropriate storage pocket.  
Remove 1 section of foam insert for the Venom Recharge 4 way charger or if you have an 8 way Venom Recharge station, remove both sections.  
Keep in a handy place for easy access.

### Using the battery tester:

The battery tester is activated by placing a battery on test and will test many types of single use and rechargeable batteries. Not suitable for lead acid or Lithium batteries. It measures the condition by applying a 120 ohm load, keep test times short to minimise current drain.  
For 1.5 v and 9v style cells; place the battery in the tester – observing the polarity + to +  
Read the status of charge.



For 1.5v and 9v batteries, read off upper scale.

For 1.5v miniature cells, read off 'button battery' scale.

**RED = Replace**

**YELLOW = Low Power**

**GREEN = Good**

If your rechargeable battery reads "Replace" then place in your Venom Recharge station and charge fully.

If your single use or rechargeable batteries read "replace" dispose of at your recycle centre – do not dispose of in household waste.

If needle does not move, check that battery is touching both contacts before assuming that it is completely dead.

Never mix rechargeable and single use batteries and for best performance always use batteries of the same status.

### Warranty:

This product is guaranteed by Venom Ltd for a period of 1 year from the date of purchase under a Limited Warranty Agreement. During this period, if there is a defect due to faulty materials or workmanship, the retailer from whom you purchased it will replace it with the same or a similar model on production of your purchase receipt or proof of purchase. This guarantee does not cover defects arising from accidental damage, misuse or wear and tear, and is available only to the original purchaser of the product. This does not affect your statutory rights.

### Helpline Information:

The helpline is a one-to-one service available between the hours of:

Monday to Friday: 9.00am - 4.00pm

Tel: +44 (0) 1763 284181

Solution House, Sandon Road, Therfield, Hertfordshire, SG8 9RE

Email: [contact@venomuk.com](mailto:contact@venomuk.com)

Website: [www.venomuk.com](http://www.venomuk.com)

To ensure that your call is handled quickly and efficiently, please ensure you have the model number (TAO9650) and any other relevant information regarding your product to hand at the time of your call.

Please retain these instructions for future use.