

---

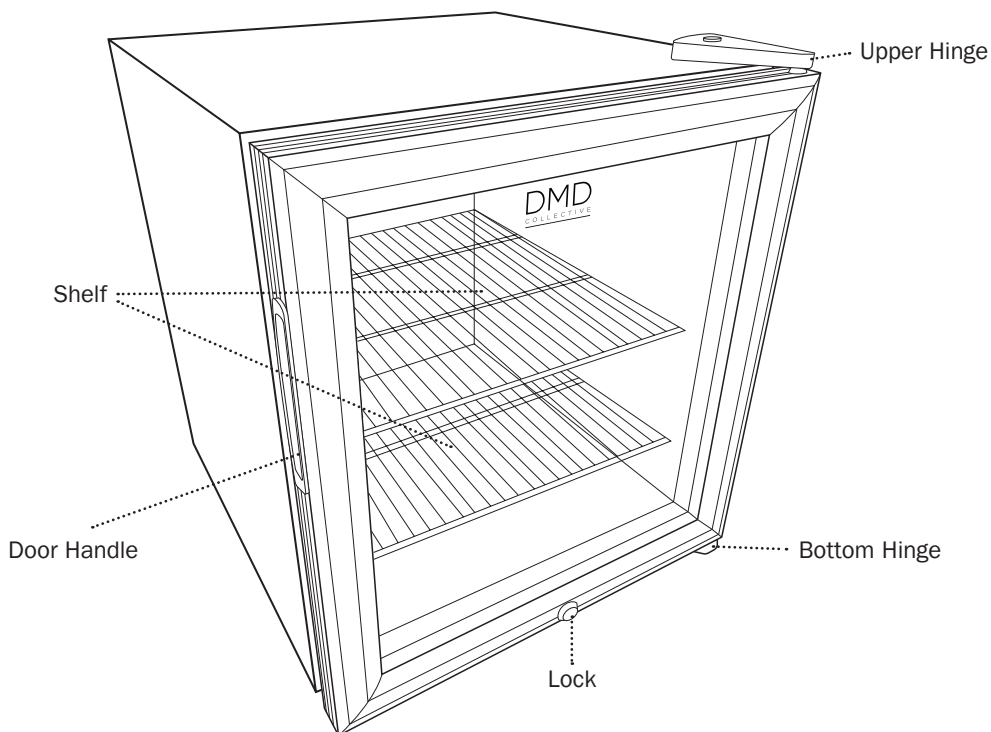
# 46L Glass Mini Refrigerator

---

## Information for use

Thank you for purchasing this 46L Glass Mini Fridge from DMD Collective. This stylish mini fridge is perfect for storing your favourite drinks and snacks. It has a compact 46L capacity, making it ideal for small kitchens, bedrooms, or offices. The tempered glass door with a plastic frame allows you to easily see what's inside, and the adjustable shelves let you customize the layout to fit your needs.

Please read through all the information in this document and keep it for future reference.



## Health and Safety Guidelines

- Always unplug the unit when not in use, before cleaning, or when adding or removing parts. Please read the instructions carefully before using any appliance.
- Always ensure that the voltage on the rating label corresponds to the mains voltage in your home.
- Incorrect operation and improper use can damage the appliance and cause injury to the user.
- The appliance is intended for household use only. Commercial use invalidates the warranty, and the supplier cannot be held responsible for injury or damage caused when using the appliance for any other purpose than that intended.
- Do not let children use this appliance unsupervised.
- Check the power cord and plug regularly for any damage. To prevent an electrical hazard, the manufacturer will need to replace the cord or plug if it is damaged.
- Do not use the appliance if it has been dropped or damaged in any way. If the unit is damaged, take it in for examination and/or repair by an authorized service agent.
- To reduce the risk of electric shock, do not immerse or expose the motor assembly, plug, or power cord to water or any other liquid.
- Never immerse the unit in water or any other liquid for cleaning purposes. Do not reach for an appliance that has fallen into the water. Unplug immediately.
- Remove the plug from the socket by gripping the plug. Do not pull on the cord to disconnect the appliance from the mains.
- Injury, fire, or electric shock could result from the use of accessory attachments that the manufacturer has not approved or supplied.
- A short cord is provided to reduce the hazards resulting from becoming entangled in or tripping over a longer cord.
- Do not let the cord hang over the edge of a table or counter, ensure that the cord is not in a position where it can be pulled inadvertently.
- Do not allow the cord to touch hot surfaces, and do not place it on or near a hot gas or electric burner or in a heated oven. Do not place the unit on a hot surface.
- This appliance is not suitable for outdoor use. Do not use this appliance for anything other than its intended purpose.
- Do NOT carry the unit by the power cord.
- The manufacturer does not accept responsibility for any damage or injury caused by improper or incorrect use or for repairs carried out by unauthorised personnel.
- In the event of technical problems, switch off the appliance and do not attempt to repair it yourself. Return the appliance to an authorised service facility for examination, adjustment, or repair.
- Always insist on the use of original spare parts. Failure to comply with the above-mentioned precautions and instructions will affect the safe operation of this machine.
- We do not recommend using extension cords with this product.
- Keep ventilation openings, whether in the appliance enclosure or in the built-in structure, clear of obstruction.
- Do not use mechanical devices or other means to accelerate the defrosting process other than those recommended by the manufacturer.
- Do not damage the refrigerant circuit.
- Use only electrical appliances of the manufacturer's recommended type inside the drink storage compartments of the appliance.
- This appliance should not store explosive substances, such as aerosol cans, with a flammable propellant.
- Opening the door for long periods can cause a significant increase in temperature.
- If you leave the refrigerating appliance empty for extended periods, make sure to switch it off, defrost it, clean and dry it, and leave the door open to prevent the development of mould within the appliance.

**Note: This appliance contains flammable refrigerant R600a and the foaming agent cyclopentane. Please avoid contact with fire when transporting and using it.**

# Installation Instructions

1. This appliance should only be freestanding; it should not be recessed or built-in.
2. Position your appliance on a surface that can sustain its weight when fully loaded. To level your appliance, adjust the levelling legs at the bottom.
3. Allow 10 cm of space between the top, back, and sides of the appliance, which allows the proper air circulation to cool the compressor and condenser.
4. Locate the appliance away from direct sunlight and sources of heat (stove, heater, radiator, etc.). Direct sunlight can damage the acrylic coating, while heat sources can lead to an increase in electrical consumption. Extremely cold ambient temperatures may also cause the unit to not perform properly.
5. Avoid locating the appliance in moist areas.
6. Plug the unit into an exclusive, properly installed, grounded wall outlet. Do not, under any circumstances, cut or remove the third (ground) prong from the power cord. If you have any questions about power and/or grounding, please contact a certified electrician or an authorised product service centre.

# Operating Your Unit

- Use the temperature control dial to adjust the temperature in the refrigerator. The dial's number does not represent the temperature. At the same ambient temperature, the larger the number, the lower the temperature in the refrigerator; the smaller the number the higher the temperature in the refrigerator.
- Do not set the temperature control dial to "5" if the ambient temperature is high; otherwise, the compressor will continue to operate.
- Please set the temperature control dial to "0" before powering off the refrigerator.
- Please wait 5 minutes before restarting the refrigerator after cutting off its power supply. Starting the refrigerator before this time may cause it to fail to restart.
- Setting the temperature control dial to "0" will stop the compressor, but it won't cut off the refrigerator's power supply.
- This refrigerating appliance is not suitable for freezing foodstuffs.
- When the ambient temperature is 25°C and the fridge has no load, it will take around 30 minutes to decrease the fridge's temperature from 25°C to 17°C.
- The recommended temperature of the refrigerator is 17°C. The energy consumption is 0.132kWh/24h. If the temperature is higher than 17°C, the energy consumption will be lower. If the setting temperature is lower than 17°C, the energy consumption will be higher.

# Troubleshooting Guide


Problem	Solution
The refrigerator doesn't work	Is the power on? Is the power supply voltage too low?
The refrigerator is noisy	Check the ground is flat and whether the product is placed stably & is not in contact with external objects or walls.
The internal temperature is not low	Check the temperature setting. Check the door is closed & the refrigerator is not exposed to sunlight or other heat sources & there is enough space around the refrigerator.

## Technical Support

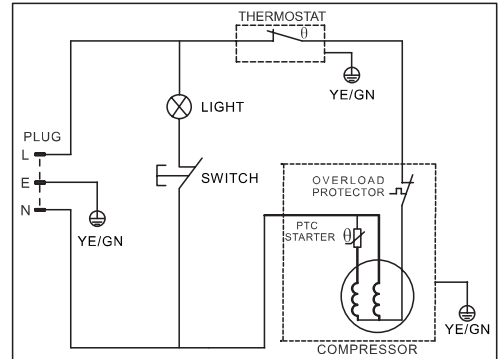
If you require any technical support for your product within the warranty period, please contact us on [support@dmdcollective.co.uk](mailto:support@dmdcollective.co.uk) and provide the product name and supplier code (see Technical Specifications) along with the technical query and proof of purchase.

## WEEE



The WEEE symbol  on this product means that this unit should be ethically dismantled or recycled to minimise environmental impact. Please check with your local authority for more information.

## Wiring Diagram



## IMPORTANT: ADDITIONAL SAFETY INFORMATION

This device is **NOT** intended for use by persons (including children) with reduced physical, sensory or mental capabilities, or lack of experience and knowledge, unless they are supervised or have been given instruction concerning use of the device by a person responsible for their safety.

## Technical Specifications

<b>Product Name:</b>	DMD 46L Glass Mini Refrigerator
<b>Supplier Code:</b>	DMD126
<b>Voltage:</b>	220V~240V
<b>Frequency:</b>	50/60Hz
<b>Rated Current:</b>	0.6A
<b>Refrigerant:</b>	R600a (20g)
<b>Foaming Gas:</b>	Cyclopentane



**Ace Supply Co (Europe) Ltd.,**  
Suite GA, Marsland House  
Marsland Road, Sale M33 3AQ

**For Product Support:**  
E: [support@dmdcollective.co.uk](mailto:support@dmdcollective.co.uk)  
T: +44 (0)161 447 8597

**EU Regd. Address:** Ace Supply Co (Europe) Ltd.,  
25 Herbert Place, Dublin 2, D02 A098  
Republic of Ireland

[www.dmdcollective.co.uk](http://www.dmdcollective.co.uk)