




IN251100555V01_GL

846-220V00



5
STEPS


0.5 HR



EN_IMPORTANT, RETAIN FOR FUTURE REFERENCE: READ CAREFULLY.

**FR_IMPORTANT: A LIRE ATTENTIVEMENT ET À CONSERVER POUR CONSULTATION
ULTÉRIEURE.**

ES_IMPORTANTE, LEA Y GUARDE PARA FUTURAS REFERENCIAS.

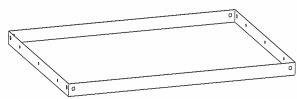
PT_IMPORTANTE, RETER PARA REFERÊNCIA FUTURA: LEIA ATENTAMENTE.

DE_WICHTIG! SORFGFÄLTIG LESEN UND FÜR SPÄTERES NACHSCHLAGEN AUFBEWAHREN.

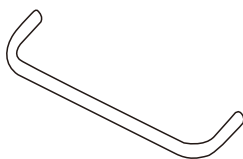
**IT_IMPORTANTE! CONSERVARE IL PRESENTE MANUALE PER FUTURO RIFERIMENTO E
LEggerlo ATTENTAMENTE.**

PARTS

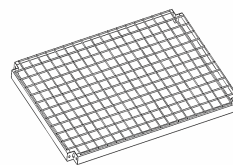
A x 1



B x 1



C x 2



D x 1



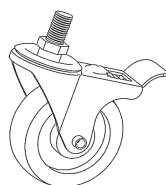
E x 1



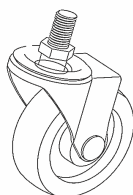
F x 2



G x 2



H x 2



I x 3



HARDWARE

aa x10
M6*15
+1(spare)



bb x 3
M6*10



cc x 8
M6*25



dd x 3



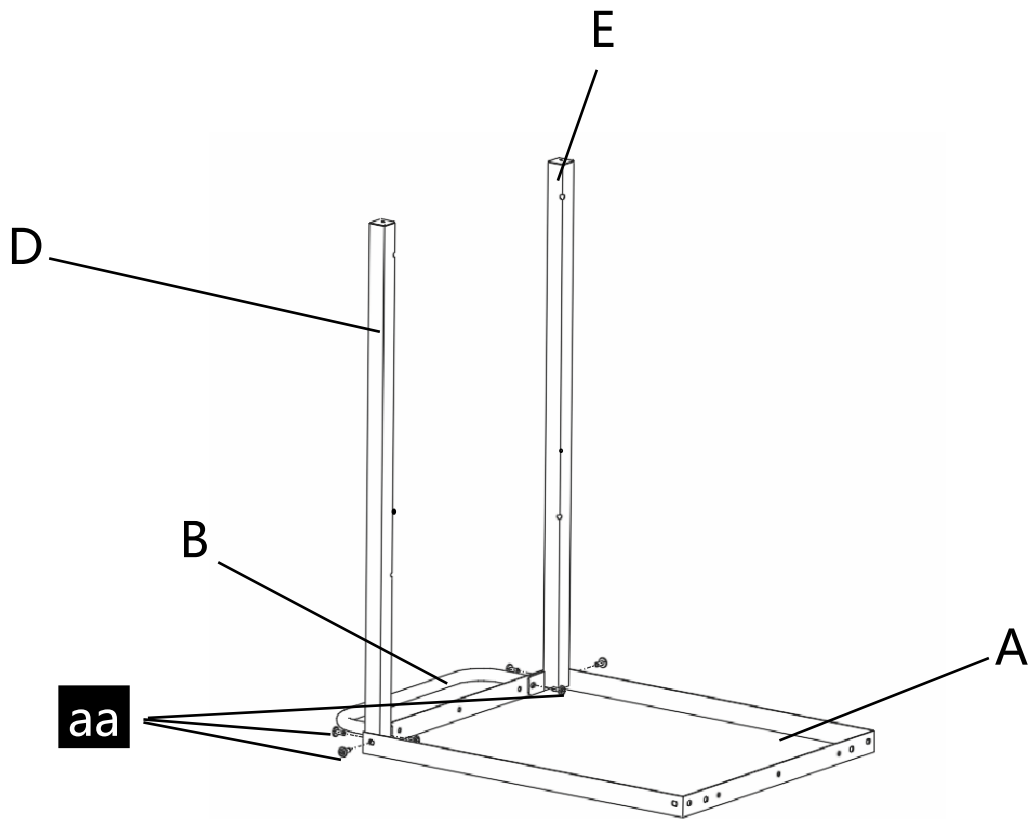
1 x 1
14#*1.5



2 x 1
4mm



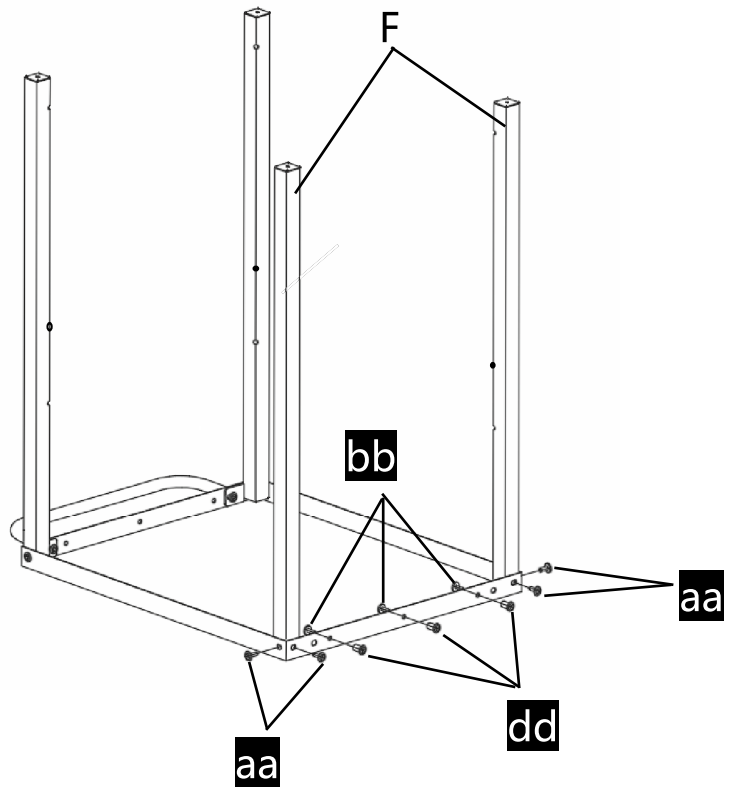
aa x 6
M6*15

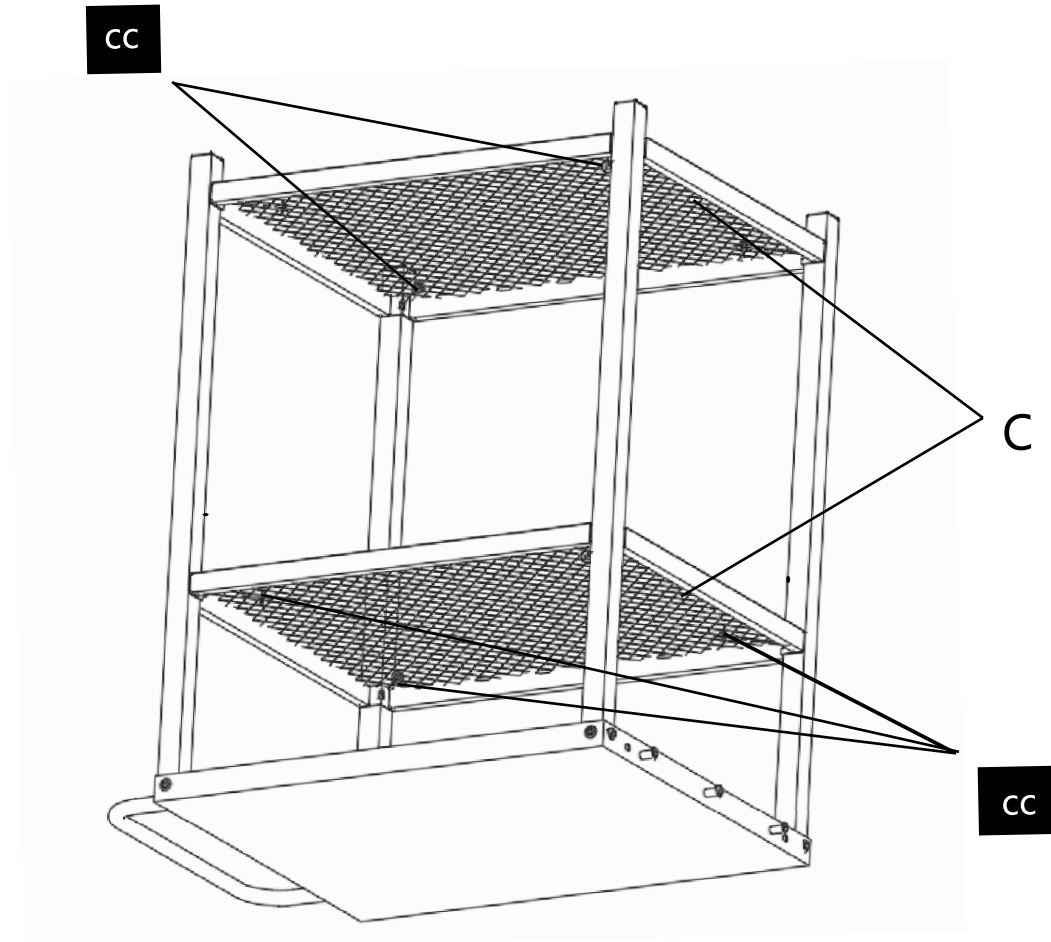


aa x 4
M6*15

bb x 3
M6*10

dd x 3





EN_Note: Screw thread are inside the legs with a distance to the surface. When the screw can not feel the thread, take the screw out and check the thread position and then put the screw in again to twist it.

FR_Remarque : les filetages des vis se trouvent à l'intérieur des pieds, à une certaine distance de la surface.

Si vous ne sentez pas le filetage, retirez la vis, vérifiez la position du filetage, puis réinsérez la vis pour la visser.

ES_Nota: Las roscas de los tornillos se encuentran dentro de las patas, a cierta distancia de la superficie.

Cuando el tornillo no encuentre la rosca, sáquelo, compruebe la posición de la rosca y vuelva a introducirlo para girarlo.

PT_Nota: As roscas dos parafusos estão dentro das pernas, a uma certa distância da superfície.

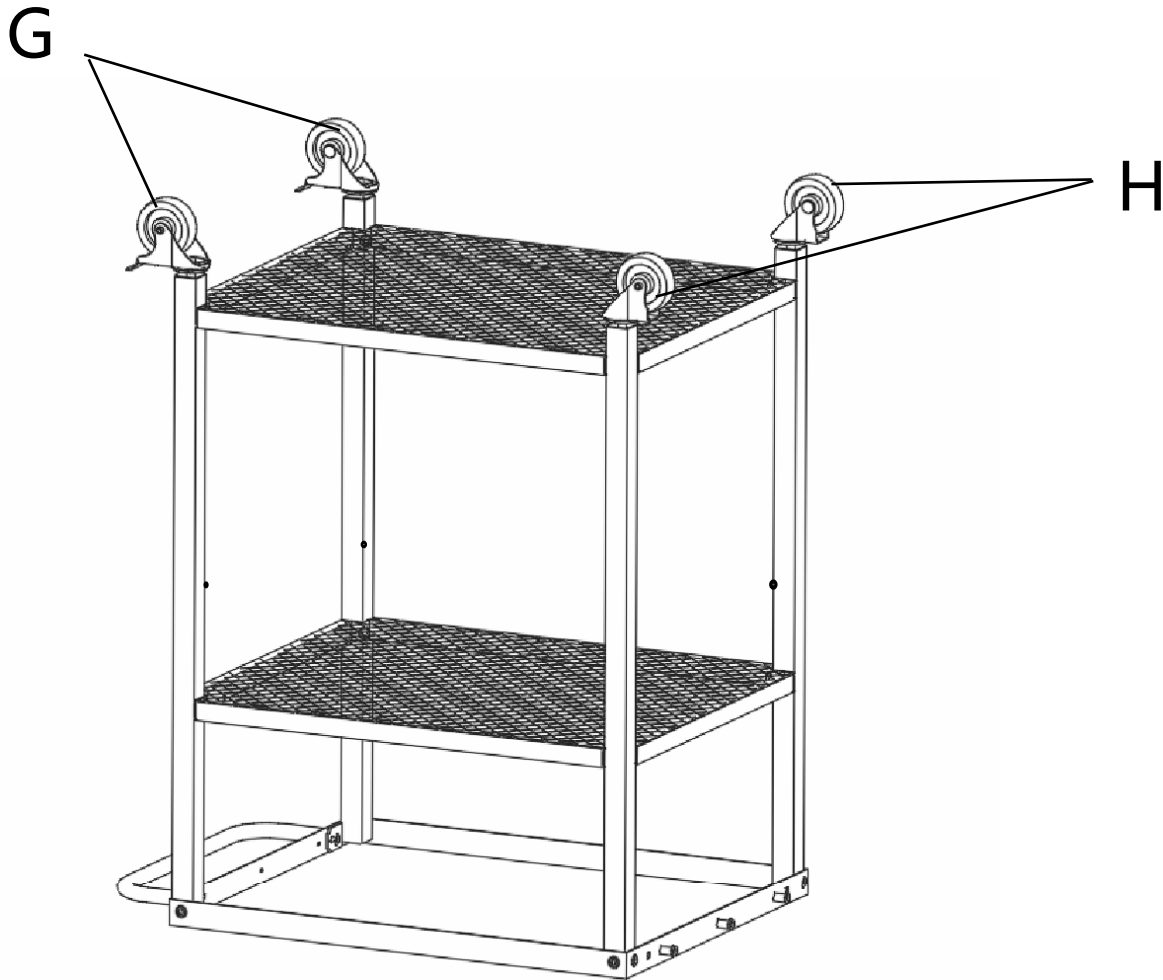
Quando o parafuso não conseguir encaixar na rosca, retire-o, verifique a posição da rosca e, em seguida, volte a colocá-lo para o apertar.

DE_Hinweis: Die Schraubengewinde befinden sich innerhalb der Beine in einem gewissen Abstand zur Oberfläche.

Wenn die Schraube das Gewinde nicht spürt, nehmen Sie die Schraube heraus, überprüfen Sie die Gewindeposition und setzen Sie die Schraube dann wieder ein, um sie festzuziehen.

IT_Nota: la filettatura delle viti si trova all'interno delle gambe a una certa distanza dalla superficie.

Quando la vite non riesce a percepire la filettatura, estrarla e controllarne la posizione, quindi reinserirla e ruotarla.



EN_Note: Screw thread are inside the legs with a distance to the surface.
When the screw can not feel the thread, take the screw out and check the thread position and then put the screw in again to twist it.

FR_Remarque : les filetages des vis se trouvent à l'intérieur des pieds, à une certaine distance de la surface.

Si vous ne sentez pas le filetage, retirez la vis, vérifiez la position du filetage, puis réinsérez la vis pour la visser.

ES_Nota: Las roscas de los tornillos se encuentran dentro de las patas, a cierta distancia de la superficie.

Cuando el tornillo no encuentre la rosca, sáquelo, compruebe la posición de la rosca y vuelva a introducirlo para girarlo.

PT_Nota: As roscas dos parafusos estão dentro das pernas, a uma certa distância da superfície.

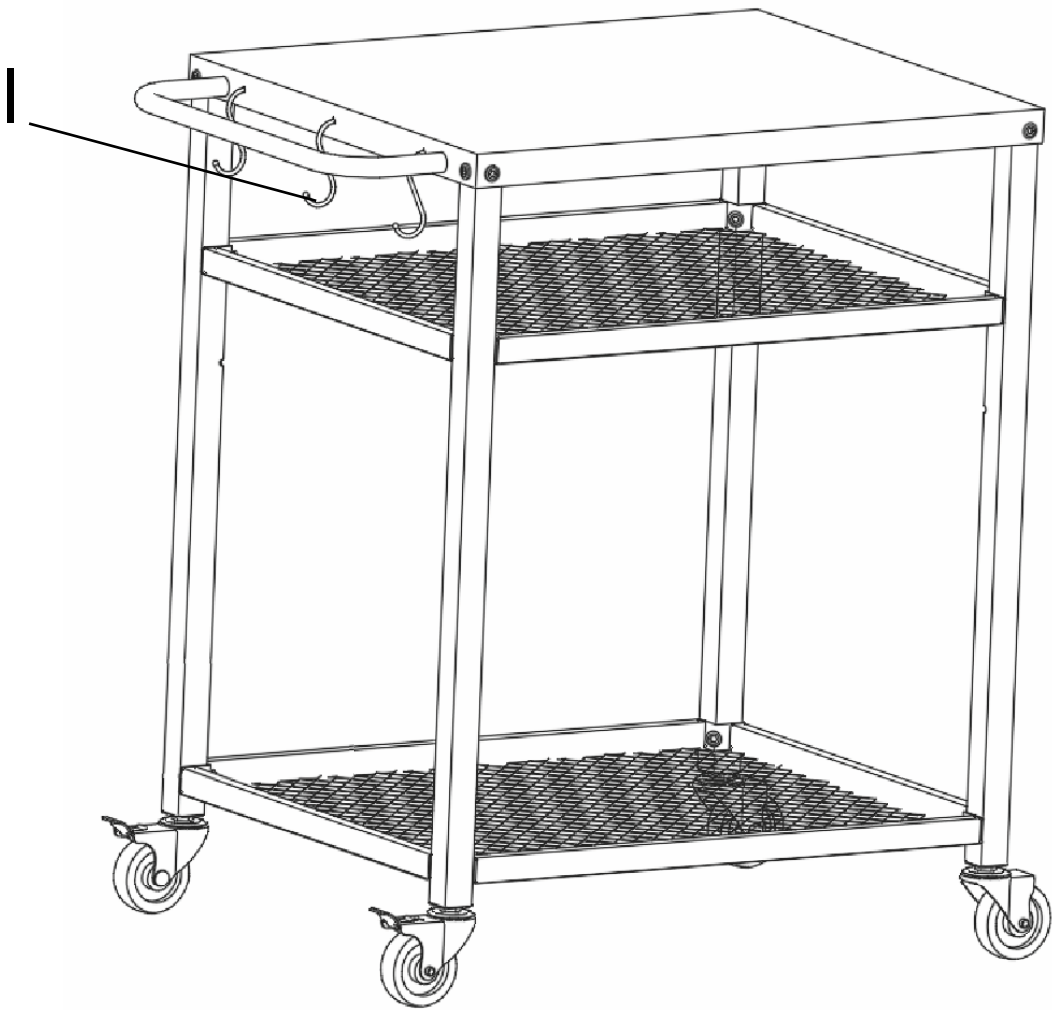
Quando o parafuso não conseguir encaixar na rosca, retire-o, verifique a posição da rosca e, em seguida, volte a colocá-lo para o apertar.

DE_Hinweis: Die Schraubengewinde befinden sich innerhalb der Beine in einem gewissen Abstand zur Oberfläche.

Wenn die Schraube das Gewinde nicht spürt, nehmen Sie die Schraube heraus, überprüfen Sie die Gewindeposition und setzen Sie die Schraube dann wieder ein, um sie festzuziehen.

IT_Nota: la filettatura delle viti si trova all'interno delle gambe a una certa distanza dalla superficie.

Quando la vite non riesce a percepire la filettatura, estrarla e controllarne la posizione, quindi reinserirla e ruotarla.



If you have any questions, please contact our customer care center, Our contact details are below:

US


 001-877-644-9366

 customerservice@aosom.com

Imported by Aosom LLC
27150 SW Kinsman Rd Wilsonville, OR 97070 USA
MADE IN CHINA

If you have any questions, please contact our customer care center, Our contact details are below:


CA

 416-792-6088

 customerservice@aosom.ca

Imported by Aosom Canada Inc.
7270 Woodbine Avenue, Unit 307, Markham,
Ontario Canada L3R 4B9
MADE IN CHINA

Si vous avez la moindre question, veuillez contacter notre centre d'assistance à la clientèle, Nos coordonnées sont les suivantes:

 416-792-6088

 customerservice@aosom.ca

Importé par Aosom Canada Inc.
7270 Woodbine Avenue, unité 307,
Markham, Ontario Canada L3R 4B9
FABRIQUÉ EN CHINE

If you have any questions, please contact our customer care center, Our contact details are below:

UK


 0044-800-240-4004

 enquiries@mhstar.co.uk

IMPORTER ADDRESS:
MH STAR UK LTD
Unit 27, Perivale Park,
Horsenden lane South
Perivale, UB6 7RH
MADE IN CHINA

Si vous avez la moindre question, veuillez contacter notre centre d'assistance à la clientèle, Nos coordonnées sont les suivantes:

FR


 0033-1-84166106

 aosom@mhfrance.fr

Importé par/Fabricant/REP:
MH FRANCE
2 Rue Maurice Hartmann
92130 Issy Les Moulineaux
France
FABRIQUÉ EN CHINE

Wenn Sie Fragen haben, wenden Sie sich bitte an unser Kundendienstzentrum, Unsere Kontaktdaten stehen unten:

DE


 0049-0(40)-87408465

 service@aosom.de

ADRESSE DES IMPORTEURE/Hersteller/REP:
MH Handel GmbH
Wendenstraße 309
D-20537 Hamburg
Germany
IN CHINA HERGESTELLT

In caso di dubbio, si prega di contattare il nostro centro assistenza clienti, I nostri dettagli di contatto sono di seguito:

IT


 0039-0249471447

 clienti@aosom.it

IMPORTATO DA/Produttore/REP:
AOSOM Italy srl
Centro Direzionale Milanofiori
Strada 1 Palazzo F1
20057 Assago (MI)
P.I.: 08567220960
FATTO IN CINA

Si tiene alguna pregunta, comuníquese con nuestro Centro de Atención al Cliente, Nuestros datos de contacto son los siguientes:


ES

 0034-931294512

 atencioncliente@aosom.es

IMPORTADOR/Fabricante/REP:
SPANISH AOSOM, S.L.
C/ROC GROS, N°15.08550, ELS HOSTALETES DE
BALENYÀ, SPAIN.
B66295775
HECHO EN CHINA

Se tiver alguma dúvida, por favor contacte o nosso Centro de Atendimento ao Cliente, Os nossos dados de contacto são os seguintes:

 0034-931294512

 info@aosom.pt.

IMPORTADOR/Fabricante/REP:
SPANISH AOSOM, S.L.
C.ROC GROS N.15, 08550. ELS HOSTALETES DE
BALENYÀ
FEITO NA CHINA



FR

**DONNEZ
OU
RECYCLEZ**



ASSOCIATION

OU



LIVRAISON

OU



DÉCHÈTERIE

Adresses sur quefairedemesdechets.fr