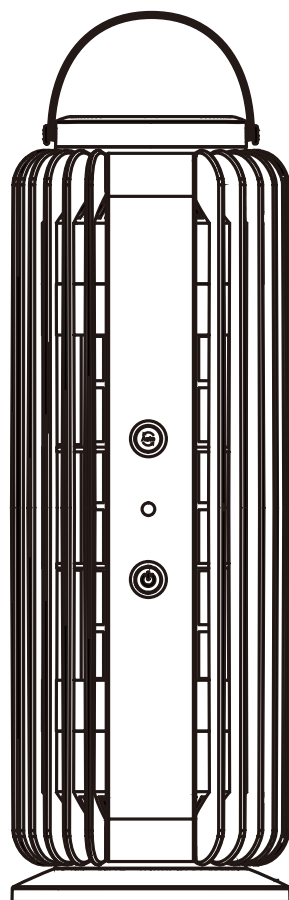


Outsunny

IN251100397V01_UK

849-026V70



CE

EN_IMPORTANT, RETAIN FOR FUTURE REFERENCE: READ CAREFULLY.

**FR_IMPORTANT: A LIRE ATTENTIVEMENT ET À CONSERVER POUR CONSULTATION
ULTÉRIEURE.**

ES_IMPORTANTE, LEA Y GUARDE PARA FUTURAS REFERENCIAS.

PT_IMPORTANTE, RETER PARA REFERÊNCIA FUTURA: LEIA ATENTAMENTE.

DE_WICHTIG! SORFGFÄLTIG LESEN UND FÜR SPÄTERES NACHSCHLAGEN AUFBEWAHREN.

**IT_IMPORTANTE! CONSERVARE IL PRESENTE MANUALE PER FUTURO RIFERIMENTO E
LEggerlo ATTENTAMENTE.**

-This appliance can be used by children aged from 8 years and above and persons with reduced physical, sensory or mental capabilities or lack of experience and knowledge if they have been given supervision or instruction concerning use of the appliance in a safe way and understand the hazards involved. Children shall not play with the appliance. Cleaning and user maintenance shall not be made by children without supervision.

-If the supply cord is damaged, it must be replaced by the manufacturer, its service agent or similarly qualified persons in order to avoid a hazard.

-The appliance is for indoor use only.

-The appliance is not suitable for use in barns, stables and similar locations.

-The appliance is to be kept out of reach of children;

-The appliance is not to be used in locations where flammable vapour or explosive dust is likely to exist.

-  dangerous voltage

Attention

1. Don't touch the grid with your fingers or metal objects when product is working.
2. Keep the product out of reach of children.
3. It's recommended to close the screen door and window when using the product to prevent external mosquitoes from entering the room.
4. It's recommended to turn on the product 2-3 hours before going to bed and turn off the lighting power in the room.
5. It's recommended to place the product at a height of 1.2 meters to fully distribute the light in the room, and it can also be hung for use.

Cleaning and Dismantling

1. Weekly Cleaning: If the mosquito light is used frequently, it is recommended that it be cleaned once a week to ensure that it works properly.
2. Monthly cleaning: in the season of less mosquitoes or infrequent use, can be cleaned once a month.
3. Adjustment according to the actual situation: If you find that the effect of the mosquito light decreases or more mosquitoes accumulate inside, it should be cleaned in time.
4. Disconnect the power supply and turn off the product.
5. Repeatedly touch the high-voltage grid with a screwdriver to release residual electricity.
6. Remove the protective net.
7. Remove mosquitoes from the high-voltage grid and storage box with a soft cloth or brush.
8. Check the lamp: If the lamp is aged or damaged, replace it promptly.

If you have any questions, please contact our customer care center, Our contact details are below:

 0044-800-240-4004

 enquiries@mhstar.co.uk

IMPORTER ADDRESS:

MH STAR UK LTD

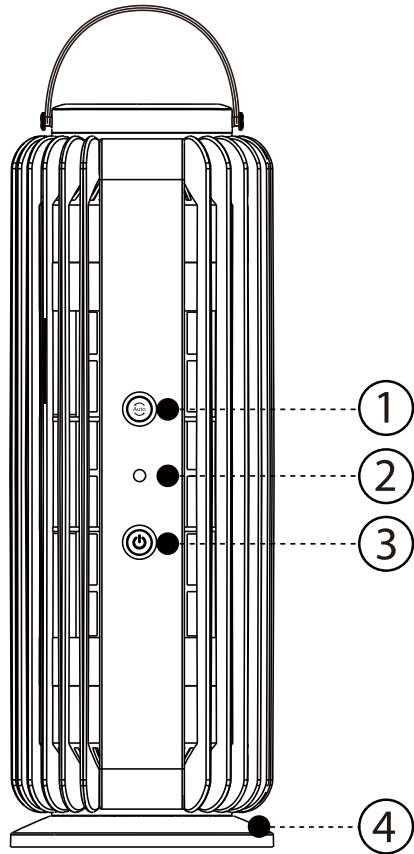
Unit 27, Perivale Park,

Horsenden lane South

Perivale, UB6 7RH

MADE IN CHINA

Do not put your fingers in the product while it is operating.



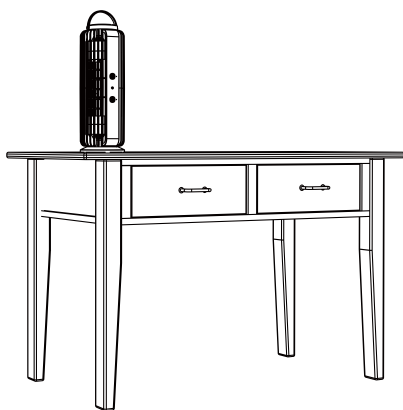
PRODUCT DESCRIPTION

- 1. Button to turn on light-sensitive mode
- 2. Light sensitive lamp
- 3. On/Off button
- 4. Mosquito container at the bottom

USER MANUAL

- Place the product on appropriate locations in the house

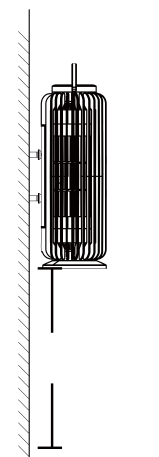
Put on the table



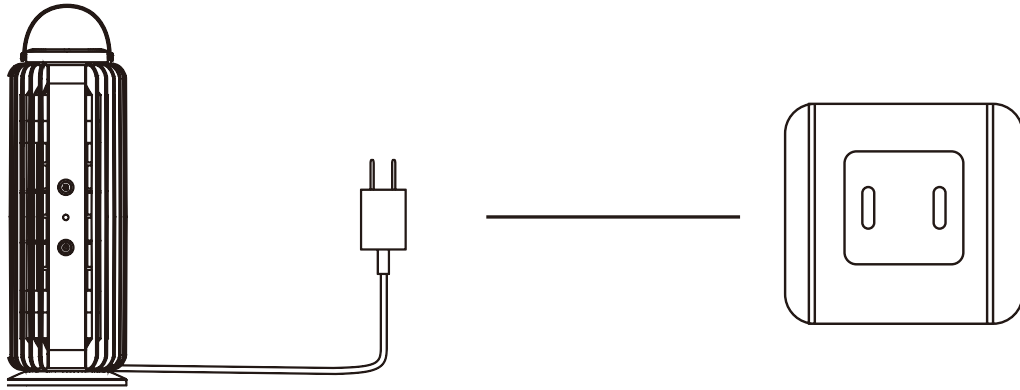
Place on the floor





Wall mounted (1.8m-2m above ground)



Connect the power cord to a safe electrical outlet



- Press the power on/off button  : Press once to turn on strong mode (continuous operation mode), press twice to turn on light mode (automatic power saving mode), press 3 times to turn off the product.
- Press the button to turn on light sensitive mode  : Press once to turn on (this time the light sensitive light will work)
 - ✓ In the morning (strong light): The product's blue LED will automatically turn off.
 - ✓ In the evening (dim light): The product's blue LED will automatically turn on.
- Press again to turn off light-sensitive mode if you want the green LED to work continuously.

Note: The product uses blue LED light mechanism to attract mosquitoes, so the product will be used more effectively at night.

CLEANING AND STORAGE

- Absolutely do not clean the product under tap water, or use a wet towel because it may damage the product. Use a dry cloth to wipe dust from the outside of the product.
- Use the included brush to clean all mosquitoes in the box at the bottom of the product.
- Unplug the power cord after use, store the product in a cool, dry place, out of reach of children.