








Radiator Name: Oval Tubed Double Panel


This product must be fitted only by a fully qualified installer

Description	Illustration	Qty
Radiator		1
Bracket		4
Fixing Screw		4
Spacer		4
Air Vent		1
End Plug		1

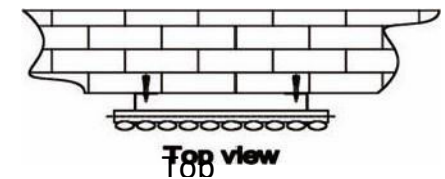

Front View



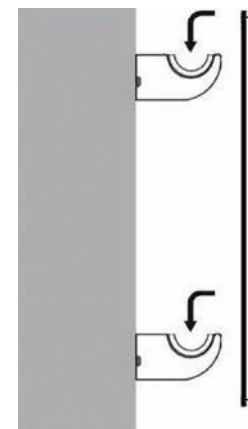
Side View



Back View



Top view



GENERAL RECOMMENDATION

Before fitting the radiator, it is necessary to wash out the heating system to remove any existing mud, scale, work residues, traces of flux, oil etc.

When the system water PH is outside the 5.5 - 8.5 range and/or when the dissolved is above 0.1mg/litre, it is always needed to protect the heating system components (the radiator is one of these) with a proper chemical treatment compatible with all parts in contact with water (Silicon rubber too).

In order to fit the radiator to the wall, it is necessary to choose the proper fixings for the wall material.

If the system water exceeds 50 degrees Celsius, please install a warning mark near the radiator to avoid any accidental scald. Clean the radiator surface only with a soft cloth to avoid scratching the finish and do not use chemicals against during cleaning operations.

It is prohibited to climb onto the radiator.

Maximum working temperature is 95 centigrade. Maximum working pressure is 6 bar.

Hang the radiator on brackets.

Product Code	Product Name	Pipe number	Height	Width	Thickness	Hanger Axes Horizontal	wall to front face of the bracket	Hanger Axes vertical	Wall to pipe center distance	Empty Weight	Water volume
			H	w	D	s		G	c		
			mm	mm	mm	mm	mm	mm	mm	mm	k
RV-EH066AD/WD	Oval 600 X 360 DBL	6	600	360	78	180	105	555	63	10	6.51
RV-EH069AD/WD	Oval 600 X 540 DBL	9	600	540	78	360	105	555	63	15.0	9.77
RV-EH613AD/WD	Oval 600 X 780 DBL	13	600	780	78	600	105	555	63	21.7	14.11
RV-EH616AD/WD	Oval 600 X 960 DBL	16	600	960	78	780	105	555	63	26.6	17.37
RV-EH619AD/WD	Oval 600 X 1140 DBL	19	600	1140	78	960	105	555	63	31.4	20.62
RV-EH624AD/WD	Oval 600 X 1440 DBL	24	600	1440	78	1260	105	555	63	39.6	26.05
RV-EV167AD/WD	Oval 1600 X 420 DBL	7	1600	420	78	240	105	1555	63	28.5	19.2
RV-EV169AD/WD	Oval 1600 X 540 DBL	9	1600	540	78	360	105	1555	63	36.5	24.69
RV-EV1805AD/WD	Oval 1800 X 300 DBL	5	1800	300	78	120	105	1755	63	22.9	15.38
RV-EV1807AD/WD	Oval 1800 X 420 DBL	7	1800	420	78	240	105	1755	63	31.9	21.53
RV-EV1809AD/WD	Oval 1800 X 540 DBL	9	1800	540	78	360	105	1755	63	40.6	27.68
RV-EV1810AD/WD	Oval 1800 X 600 DBL	10	1800	600	78	420	105	1755	63	45.7	30.75