





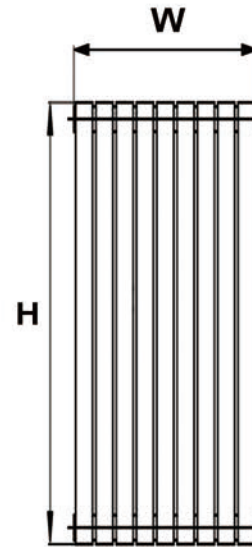


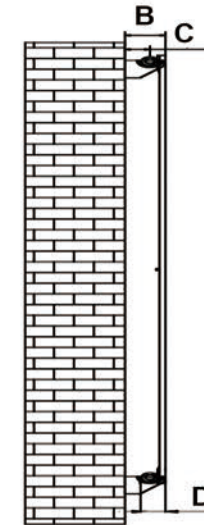
# Radiator Name: HARLEY

This product must be fitted only by a fully qualified installer

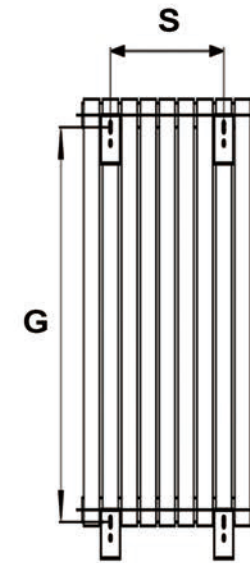
Description	Illustration	Qty
Radiator		1
Bracket		4
Fixing Screw		4
Spacer		4
Air Vent		1
End Plug		1



Front View



Side View



Back View

## GENERAL RECOMMENDATION

Before fitting the radiator, it is necessary to wash out the heating system to remove any existing mud, scale, work residues, traces of flux, oil etc...

When the system water PH is outside the 5.5 - 8.5 range and/or when the dissolved is above 0.1mg/litre, it is always needed to protect the heating system components(the radiator is one of these) with a proper chemical treatment compatible with all parts in contact with water(Silicon rubber too).

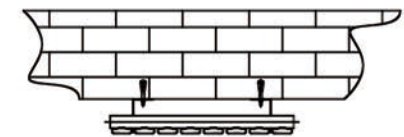
In order to fit the radiator to the wall, it is necessary to choose the proper fixings for the wall material.

If the system water exceeds 50 degrees Celsius, please install a warning mark near the radiator to avoid any accidental scald.

Clean the radiator surface only with a soft cloth to avoid scratching the finish and do not use chemicals against during cleaning operations.

It is prohibited to climb onto the radiator.

Maximum working temperature is 95 centigrad degree. Maximum working pressure is 6 bar.



Top view

Hang the radiator on the brackets.

Product Code	Product Name	Pipe number	Height	Width	Thickness	Hanger Axes Horizontal	Wall to front face of the bracket	Hanger Axes vertical	Wall to pipe center distance	Empty Weight	Water volume
		-	H	W	D	S	B	G	C	-	-
			mm	mm	mm	mm	mm	mm	mm	mm	kg
RV-HRH066AS/WS	HARLEY 600 X 420	6	600	420	48	210	79	555	50	6.1	2.51
RV-HRH069AS/WS	HARLEY 600 X 630	9	600	630	48	420	79	555	50	9.0	3.77
RV-HRH611AS/WS	HARLEY 600 X 770	11	600	770	48	560	79	555	50	10.9	4.66
RV-HRH614AS/WS	HARLEY 600 X 980	14	600	980	48	770	79	555	50	13.8	5.86
RV-HRH617AS/WS	HARLEY 600 X 1190	17	600	1190	48	980	79	555	50	16.7	7.11
RV-HRH621AS/WS	HARLEY 600 X 1470	21	600	1470	48	1260	79	555	50	20.5	8.79
RV-HRV166AS/WS	HARLEY 1600 X 420	6	1600	420	48	210	79	1555	50	14.2	5.64
RV-HRV167AS/WS	HARLEY 1600 X 490	7	1600	490	48	280	79	1555	50	16.4	6.58
RV-HRV168AS/WS	HARLEY 1600 X 560	8	1600	560	48	350	79	1555	50	18.7	7.51
RV-HRV185AS/WS	HARLEY 1800 X 350	5	1800	350	48	140	79	1755	50	13.3	5.22
RV-HRV186AS/WS	HARLEY 1800 X 420	6	1800	420	48	210	79	1755	50	15.7	6.26
RV-HRV187AS/WS	HARLEY 1800 X 490	7	1800	490	48	280	79	1755	50	18.2	7.30
RV-HRV188AS/WS	HARLEY 1800 X 560	8	1800	560	48	350	79	1755	50	20.9	8.35
RV-HRV189AS/WS	HARLEY 1800 X 630	9	1800	630	48	420	79	1755	50	23.5	9.39