



GAS & REGULATOR SUMMARY



POWER FOR YOUR OUTDOOR LIVING

If you are new to using gas appliances, the connections required for your BBQ may seem confusing. However, we are here to help.

All Cadac Dometic gas barbecues are Low Pressure (LP), with the exception of the (direct) High Pressure (HP) Safari Chef 30 Deluxe.

Liquefied Petroleum Gas (LPG) comes in two types: Propane and Butane. All our LP barbecues can be run with either Propane and Butane.

These gases can usually be distinguished by their different coloured bottles, which use different connections.

People are often confused by the different regulators but there is no need to be, it is as simple as buying a regulator that matches your gas bottle, or, cartridge.

This guide shows you all the different gas supply options, and the right regulator to match.

| GAS SUPPLY OPTIONS | SAFARI CHEF 30 LP | SAFARI CHEF 30 HP | GRILLO CHEF 40 | CARRI CHEF 40/50 | 1/2/3 COOK RANGE |
|------------------------------------|-------------------|-------------------|----------------|------------------|------------------|
| LPG Cylinder | • | | • | • | • |
| Quad Power Pak QR | • | | • | • | • |
| Dual Power Pak | • | | • | • | • |
| Trio Power Pak | • | | • | • | • |
| Threaded Gas Cartridge - Regulator | • | | • | • | • |
| Threaded Gas Cartridge - Direct | | • | | | |

PORTABLE GAS SUPPLY

PORTABLE SUPPLY

PAGE 6



QUAD POWER PAK QR

PAGE 7



TRIO POWER PAK



OPERATES FROM 227G BAYONET CARTRIDGES

PAGE 4



THREADED CARTRIDGE REGULATOR

PAGE 5



DUAL POWER PAK



OPERATES FROM 500G THREADED VALVE CARTRIDGES

Dual Power Pak with Carri Chef 50



Quad Power Pak with 1 Cook Turbo FFD



Trio Power Pak with 2 Cook 3



THREADED VALVE CARTRIDGE

- A popular lightweight option are Threaded Valve Cartridges.
- Each individual 500g cartridge lasts for approx. 4 hours.
- These cartridges are a cheap and convenient option when compared with refillable cylinders, which can be expensive to purchase and refill.
- These butane/propane mix cartridges are fitted with a standard EN417 threaded self-sealing safety valve.
- **There are three main ways in which Threaded Cartridges can be used to power your barbecue.**



1. THREADED CARTRIDGE REGULATOR (343/343-QR)

- The Threaded Cartridge Regulator regulator works off 1 x 500g Threaded Valve Cartridge
- This regulator is ideal for the Safari Chef 30 LP and 1 Cook Turbo, two of our smallest BBQs
- The top of the cartridge simply screws onto the regulator until tight. The hose then goes to the barbecue, using either the handwheel tightening (343) or the Quick Release fitting (343-QR)
- **Note, if you are using a BBQ with integrated quick release you will require the 343-QR**

343
Handwheel Tightening



343-QR
Quick Release Fitting



2. DUAL POWER PAK (346-10-UK/346-10-QR-UK)

- The Dual Power Pak operates from 2 x 500g Threaded Valve Cartridges simultaneously, continuously regulating to 28 mBar
- This therefore results in approx. 8 hours worth of gas when used on full power
- The gas is regulated simultaneously from both cartridges, this does not mean that one cartridge empties before the other, both are drained at the same time
- **Note, if you are using a BBQ with integrated quick release you will require the 346-10-QR-UK**

346-10-UK
Handwheel Tightening



346-10-QR-UK
Quick Release Fitting



3. SAFARI CHEF 30 HP (HIGH PRESSURE)

- The one exception to the Cadac Dometic range is the **Safari Chef 30 High Pressure (HP)**
- This barbecue runs off the threaded valve cartridges, with the cartridge simply screwing into the underside of the barbecue directly
- This is the lightest weight option in our range, and to some extent the most portable option




BAYONET CARTRIDGE

- At just 227g, the Bayonet Cartridges are one of the most portable disposable gas options for the Cadac Dometic range
- Each 227g cartridge lasts for approximately 2 hours on full power
- These butane cartridges are fitted with a bayonet connection (SSN-29 flange valve) and the push & turn system makes it easy to attach the cartridges
- There are two ways in which Bayonet Cartridges can be used to power your barbecue



1. QUAD POWER PAK (374C-QR-UK)

- The Quad Power Pak operates from 4 x 227g Bayonet Cartridges
- This therefore results in approx. 8 hours worth of gas when used on full power
- The Quad Power Pak has a detachable back cover, so the cartridges can be easily inserted and clicked into place
- You can easily (dis)connect the gas hose from the Quad Power Pak with the integrated Quick Release coupling, and the other end of the 120cm hose then goes in to the BBQ itself, using the Quick Release fitting
- The gas is regulated simultaneously from all cartridges equally, this does not mean that one cartridge empties before the other, all 4 are drained at the same time



2. TRIO POWER PAK (370-UK)

- The Trio Power Pak operates from 3 x 227g Bayonet Cartridges
- This therefore results in approx. 6 hours worth of gas when used on full power
- The Trio Power Pak has a detachable back cover, so the cartridges can be easily inserted and clicked into place
- You can easily (dis)connect the gas hose from the Trio Power Pak body with the integrated Quick Release coupling, and the other end of the 100cm hose then goes in to the BBQ itself using the handwheel tightening
- The gas is regulated simultaneously from all cartridges equally, this does not mean that one cartridge empties before the other, all 3 are drained at the same time
- **Note, if you are using a BBQ with integrated quick release the Trio Power Pak is NOT suitable due to the handwheel, threaded connection to the BBQ**

370
Handwheel Tightening



REFILLABLE CYLINDERS



@Ellie Rhodes

For longer trips where space allows, or for use at home, a refillable cylinder is a good option.

If you're a year-round camper then propane would be the better choice. Butane offers many advantages, but can struggle in colder weather, making it more suitable for summer use only. Propane tends to be the most popular choice and works well in all temperatures.

Once you have decided which type of gas to use, you will also need to think about which size and weight of gas cylinder you want to use.

Over the next few pages we will show you the most commonly found refillable cylinders in the UK, including which regulator you will need.

We offer two types of refillable cylinder regulators;


- Quick Release (QR) - 85cm hose crimped to regulator & QR fitting
- Open ended regulator - 2m hose crimped to regulator & hand tighten clamp

REFILLABLE CYLINDERS



WHY CHOOSE CADAC DOMETIC REGULATORS?

To maximise safety, all Cadac Dometic cylinder regulators are factory fitted with a crimped hose and the added safety feature of an Excess Flow Valve (EFV) comes as standard. EFV is an automatic hose safety feature that cuts off 90% of gas flow if the hose is compromised.



PROPANE



- Propane **Patio Gas** is the most obvious, safe and popular choice when powering gas BBQ's, performing consistently well throughout the year.
- Propane **Patio Gas** requires a **Clip-On Propane Regulator**, the on/off lever makes connection to the refillable bottle clean and easy. These are generally green or green and red (Patio Gas) cylinders.



PROPANE CLIP-ON

COMPATIBLE REGULATORS FROM CADAC DOMETIC RANGE



**LP PROPANE CLIP-ON REGULATOR QR
8516-QR**

Suitable for most propane cylinders with clip-on attachment.
Complete with 85cm hose crimped to regulator QR fitting.



**LP PROPANE CLIP-ON REGULATOR
8516-2M**

Suitable for most propane cylinders with clip-on attachment.
Complete with 2m hose crimped to regulator and hand
tighten clamp.



PROPANE POL SCREW-ON

- Other Propane Gas Bottles (**not Patio Gas**) may require a **Spanner Screw-On Regulator**. These are generally red cylinders.



**LP PROPANE SCREW-ON POL REGULATOR QR
8518-QR**

Suitable for most propane cylinders with
POL attachment.
Complete with **85cm hose** crimped to regulator and **Quick
Release** fitting.



**LP PROPANE SCREW-ON POL REGULATOR
8518-2M**

Suitable for most propane cylinders with
POL attachment.
Complete with 2m hose crimped to regulator and hand
tighten clamp.

BUTANE




CAMPINGAZ



- Available in and can be exchanged in most European countries.
- The most popular Campingaz bottle is the 907.
- The Campingaz bottles are filled with Butane however, unlike traditional blue Butane bottles, Campingaz bottles require a Campingaz specific screw on regulator.
- These regulators don't need to be Campingaz branded however they must be Campingaz specific.

COMPATIBLE REGULATORS FROM CADAC DOMETIC RANGE



**LP CG SCREW-ON REGULATOR QR
8515-QR**

Suitable for Campingaz 901/904/907.
Complete with 85cm hose crimped to regulator and Quick Release fitting.




**LP CG SCREW-ON REGULATOR
8515-2M**

Suitable for Campingaz 901/904/907.
Complete with 2m hose crimped to regulator and hand tighten clamp.

BUTANE



- Butane gas bottles are widely used for camping or caravanning trips, or portable gas heaters.
- Butane can struggle in cold weather as the gas itself tends to freeze more easily.
- Butane is recommended for summer use only.
- Most Butane bottles require a Clip-On Regulator, with an easy switch on and off lever.
- Simply attach the hose and secure with jubilee clips.



**LP BUTANE CLIP-ON REGULATOR QR
8517-QR**

Suitable for most butane cylinders.
Complete with 85cm hose crimped to regulator and Quick Release fitting.



**LP BUTANE CLIP-ON REGULATOR
8517-2M**

Suitable for most butane cylinders.
Complete with 2m hose crimped to regulator and hand tighten clamp.



EXTERNAL HOOK UP

Our barbecues can be run directly from your motorhome supply with the correct connection.

The most common connection points are Bullfinch and Gemini.

If you have a Gemini connection point you can use one of our point and hose kits, these are available 3 and 5 meter lengths. They offer quick, easy and safe (un)coupling to the external hook up point, and come with quick release (QR) connection to the BBQ



3M HOSE WITH QR
8524-QR-UK



5M HOSE WITH QR
8526-QR-UK

TAILPIECE CONNECTIONS

The tailpiece is the connector between the gas supply (gas, regulator and pipe) and the barbecue itself. Within our range we offer three different types of tailpiece connection.

8MM HANDWHEEL ASSEMBLY TAILPIECE

- The Handwheel Assembly comes with all Cadac Dometic LP BBQs as standard
- No need for spanners, just use the (blue) handwheel to tighten the gas connection, then fasten securely to the gas hose with a jubilee clip



QUICK RELEASE TAILPIECES

- The Quick Release has a male end and a female end. The male end stays permanently on the BBQ and the female end permanently on the hose, fastened with a jubilee clip.
- This allows for a quick push on/off action, making connecting/disconnecting to the gas supply easy.



338
Quick Release



338-2
90° Rotating Quick Release



GAS LEAK SAFETY TESTING

As a safety precaution, a gas leak test must be performed each time before using your Cadac Dometic BBQ. This ensures that all fittings are secure and no gas is leaking. An undetected gas leak is likely to result in a fire.

As a safety precaution:

- Test the cylinder valve for leaks each time the cylinder is filled
- Test for leaks every time you connect a gas fitting
- Do not smoke at any time while testing
- Never test for leaks with a lit match or open flame
- Always test for leaks outdoors

The Test:

- 1.** Extinguish any open flame or cigarettes in the area
- 2.** Be sure that cylinder valve and appliance valves are "OFF"
- 3.** Connect LP gas
- 4.** Prepare a soap solution of 50% soap and 50% water
- 5.** Open cylinder valve slowly
- 6.** Apply the soap solution to each connection/joint
- 7.** A leak is identified by the appearance of bubbles at the connection
- 8.** If a leak is detected, close the gas cylinder Valve to OFF. Tighten the connection and retest
- 9.** If the leak persists, contact your dealer for assistance. Do not attempt to operate the appliance if a leak is present