

# Multiboard

## THE ORIGINAL

# Tilebacker

For Trade Installers



FOR TILING WALLS & FLOORS



FOR WET AREAS



FOR EXTERNAL APPLICATIONS



FOR LINING WALLS & FLOORS

Multiple uses for internal  
and external applications

**marmox**  
**multiboard**  
Waterproofing • Insulating • Drylining

# Why choose Multiboard Tilebacker Board



## FULLY WATERPROOF

Fully waterproof means that no water at all can be absorbed into the core and Multiboard won't warp or degrade in wet areas.



## HIGH INSULATION

Marmox Multiboards (10mm and thicker) are CE-marked rigid insulation boards with thermal conductivities between 0.033 to 0.036W/mK.



## LIGHTWEIGHT EASY HANDLING

Marmox Multiboards are significantly lighter than most alternative boards such as cement-based or plasterboard.



## EASY TO FIT AND CUT

Multiboard is easy to cut and shape with no specialist tools required and quick to install.



## LOADING CAPACITY EXCEEDS 100kg/m<sup>2</sup>

Marmox boards fixed to a masonry wall with a continuous bed of tile adhesive can achieve loading capacity exceeding 100kg/m<sup>2</sup>.



## NO TANKING MEMBRANE REQUIRED

The XPS core of Multiboard is entirely waterproof and requires no additional tanking membrane in wet areas. All Multiboard joints should be sealed with Marmox SA Waterproof Tape.



## EFFECTIVE DECOUPLING

The combination of the rigid outer shell and the XPS core which absorbs lateral movement makes the board an effective decoupling layer.



## MARMOX LIFETIME GUARANTEE

Marmox product range comes with a Lifetime Guarantee for total peace of mind.


## The high performing substrate for tiles and plaster/render

Multiboard is a lightweight, high-performance tile backer board, used for waterproofing, dry-lining and thermal insulation. It's easy to cut and shape providing freedom of design and quick installation. Multiboard can be used to provide a platform for tiling, a waterproof barrier, thermal insulation on walls, floors and ceilings.

## Multiboard tilebacker board can be used for internal and external applications




**marmox**  
**multiboard**  
Waterproofing • Insulating • Drylining



## Multiboard Tilebacker Board trusted by the trade



TILING WALLS & FLOORS



WET ROOM AREAS



EXTERNAL APPLICATIONS



LINING WALLS & FLOORS

## Multiboard offers multiple choices for the trade



"We're really impressed with the product and have recommended it for some other prestige work."

"It's amazing how light the boards are – but can easily hold heavy marble tiles."

"Not needing to tank the room, makes life so much easier. Just tape the joints with their special tape."

"It's certified for external use."

"Easy to cut with a hand saw or Stanley Knife."

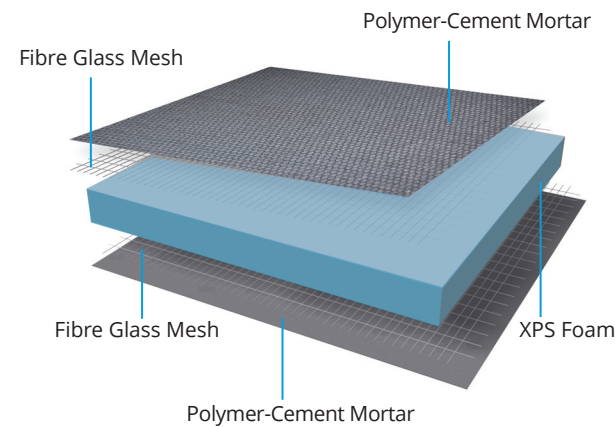


## What is Marmox® Multiboard Tilebacker Board made of?

Marmox Multiboard consists of a core of extruded polystyrene bonded between layers of fibreglass reinforced polymer concrete.

This layer provides the perfect level of porosity to bond with tile adhesive or plaster/render. The extruded polystyrene layer provides insulation and makes the board completely impermeable to water. The combination of the rigid outer shell and the XPS core which absorbs lateral movement makes the board an effective decoupling layer.

### Multiboard unique patented coating



### Marmox Multiboard - TECHNICAL DATA

Compressive Strength (at 10% deformation)	(EN 826)	400kPa (40 tonnes/m <sup>2</sup> )
Thermal Conductivity	(EN 13164)	0.034 Watts/mK
Water Absorption of XPS	(EN 12087)	<0.7%
Coefficient of Thermal Expansion	(ASTM D696)	8x10 <sup>-6</sup> k <sup>-1</sup>
Flammability	(EN 476-6,7)	Class 0
	(EN 13501)	Class E
ODP		zero
GWP		0.29
Maximum Tile Loading Weight	CMB 02/16	To the limit of the tile adhesive (typically 100kg/m <sup>2</sup> )
Declaration of Performance (CE)	XPS-EN13164-T1-CS(10Y)400-CC(2/1/10)115-WL(T)3	

## Multiboard product information

High performing, lightweight boards, the ideal substrate for tiles and plaster/render, used for waterproofing, dry-lining and thermal insulation.



Available in different sizes and thicknesses

### Marmox Multiboard SIZES

Thickness (mm)	Width (mm)	Length (mm)	Weight (kg)	R Value (m <sup>2</sup> .k/w)
4.0	600	1250	2.30	0.11
6.0	600	1250	2.40	0.17
10.0	600	1250	2.70	0.28
10.0	600	2500	5.40	0.28
12.5	600	1250	2.80	0.35
12.5	600	2500	5.60	0.35
20.0	600	1250	3.10	0.56
20.0	600	2500	6.20	0.56
30.0	600	1250	3.40	0.83
30.0	600	2500	6.80	0.83
40.0	600	1250	4.00	1.11
40.0	600	2500	8.00	1.11
50.0	600	1250	4.20	1.39
50.0	600	2500	8.40	1.39
60.0	600	1250	4.50	1.67
60.0	600	2500	9.00	1.67
12.5	1200	2400	11.00	0.35
20.0	1200	2400	12.00	0.56

Contact our Technical Support Department Tel: 01634 835290

## Quality Assurance

We are committed to the highest standards of excellence

A commitment to the highest standards of quality assurance underpins everything we do. Below are some of our current accreditations.



## Installation instructions\*

### Multiboard - Stud Frames (Internal Use)

#### Preparation

- Fixed directly to timber or metal frame (minimum thickness 10mm).
- 10 & 12.5mm thick boards at 300mm centres
- 20mm and thicker boards at 600mm centres
- All board edges must be supported.

#### Fixing

- Boards should be fixed to the stud with a screw + washer every 300mm
- 10 + 12.5mm short board = 5 fixings down each side and into the stud running through the middle of the board. (i.e., 15 fixings per board)
- 20mm + thicker short board = 5 fixings down each long side. (i.e., 10 fixings per board)

#### Joints

- For tiled wet areas: Tape all joints with Marmox Self Adhesive Waterproof Tape and for corners use Marmox waterproof internal/external corners where appropriate (please note that waterproof tape cannot be plastered)
- For tiled dry areas and plastered finishes: Tape all joints with Marmox Reinforcing Tape.

#### Final Touch

The boards are now ready to be either tiled or plastered.

### Multiboard - Solid Walls with Adhesive (Internal Use)

#### Preparation

Make sure the wall has been dusted down and is free from any protrusions. Any thickness can be used on walls.

#### Fixing

Comb a cement based flexible adhesive (C2) over the whole surface of the Multiboard or the wall itself. 6/8mm trowel  
Push firmly onto the wall. It's ideal to stagger the joints.

**Joints (Same instructions as shown above for Multiboard Stud Frames)**

#### Final Touch

The boards are now ready to be either tiled or plastered.

### Multiboard - Floors with Adhesive (Internal Tile Use)

#### Preparation

Make sure the wall has been dusted down and is free from any protrusions. On a concrete or sheet timber floor, any thickness of Multiboard can be used. For adhering to traditional floorboards, 10mm Multiboard or thicker must be used. Any loose floorboards should be secured down.

#### Fixing

Comb a cement based flexible adhesive (C2) over the whole surface of the Multiboard or the floor itself. 6/8mm trowel, 20mm trowel for uneven floors.  
Push firmly onto the floor. It's ideal to stagger the joints.

#### Joints

For tiled wet areas: Tape all joints with Marmox Self Adhesive Waterproof Tape and for corners use Marmox waterproof internal/external corners where appropriate. For tiled dry areas: Tape all joints with Marmox Reinforcing Tape.

#### Final Touch

The boards are now ready to be tiled. Tiles should be at least 50mmx50mm.

# Marmox total capability from concept to completion

- + Waterproofing & insulation solutions for walls & floors
- + Innovative and versatile design possibilities
- + Expert product advice to ensure the best system solution
- + Technical support specific to your project needs
- + Total peace of mind with our lifetime guarantee

## Technical support & advice

- + Project design guidance
- + Compliance with building regulations
- + Product specification selection
- + Product application and installation



## Installation Instructions\*

For a complete list of Multiboard internal and external fitting instructions/specifications for: tiling, plastered and rendered finish applications.

Please visit: [www.marmox.co.uk/products/Multiboard](http://www.marmox.co.uk/products/Multiboard)



For more information and advice on Marmox products and services:

**Tel: +44 (0)1634 835290**

[sales@marmox.co.uk](mailto:sales@marmox.co.uk) [www.marmox.co.uk](http://www.marmox.co.uk)



**marmox**  
**multiboard**  
Waterproofing • Insulating • Drylining