








# INSTRUCTION MANUAL

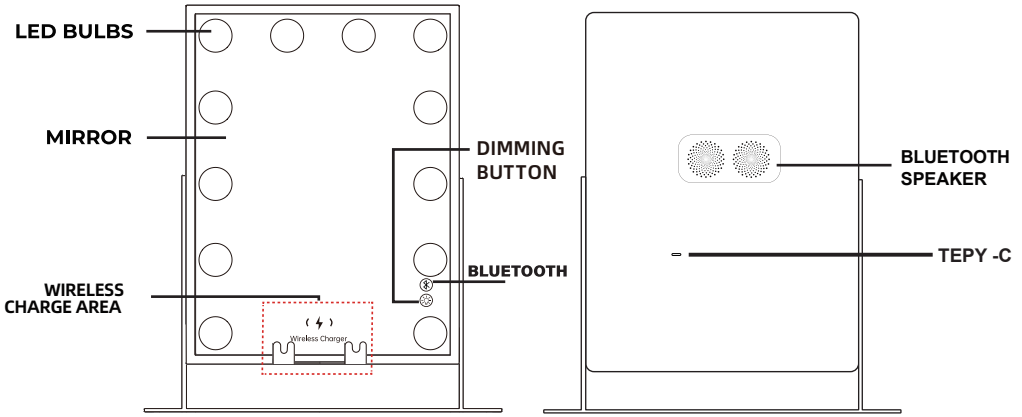
LED Hollywood Style  
Vanity Mirror

DC117-58JM

## Before You Start

-  Please read all instructions carefully.
-  Retain instructions for future reference.
-  Separate and count all parts and hardware.
-  Read through each step carefully and follow the proper order.
-  We recommend that, where possible, all items are assembled near to the area in which they will be placed in use, to avoid moving the product unnecessarily once assembled.
-  Always place the product on a flat, steady and stable surface.
-  Keep all small parts and packaging materials for this product away from babies and children as they potentially pose a serious choking hazard.

## MAIN DIAGRAM



## BUTTON CONTROLS



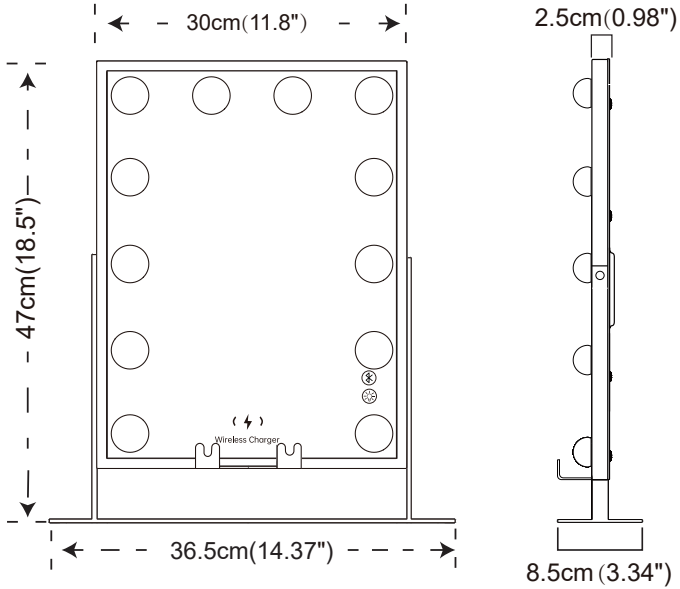
Short press to turn on/off the light, change the light color  
Long press to adjust the brightness



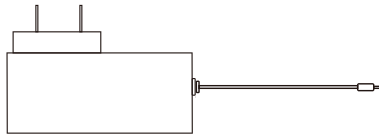
Start press to turn on Bluetooth; After connecting the bluetooth  
Short press: play/pause  
Long press: turn off bluetooth

🔍 Bluetooth Name: Vanitii

## Product Size



## Contained items



Adapter 5V3A

Remark: The mirror can be used to control lights + Bluetooth speaker + wireless charging when plugged in.