









# Woodeedoo Wood Stain - Safety & Usage Guide








## Eco & Safety

-  Water-based, solvent-free, VOC-free
-  Low odour,  non-flammable
-  Wear gloves for prolonged use




## Surface Preparation

-  Only on **bare, unfinished wood**
-  Light sand for even absorption (220–240 grit)
-  Dust-free, clean surface
-  Shake well, do a small test patch





## Application

-  Brush •  Roller •  Spray
-  Apply **2 coats**,  wait **24 h** between
-  Touch-dry in **1–2 h**
-  Coverage **10–12 m<sup>2</sup>/L per coat**

## Protection & Finish

-  Indoors → finish with **Woodeedoo Varnish** (matt, satin, gloss)
-  Outdoors → protect with a **suitable exterior finish** (oil, wax, or varnish)
-  Colour deepens over a few days

## Storage & Disposal

-  Store upright, cool, frost-free, away from sun
-  Soap & water cleanup
-  Let leftovers dry before disposal,  recycle containers