

2021/22 NEW EDITION

REFRESH YOUR OUTSIDE SPACE

EASY PROJECTS AND
IDEAS WITH COLOUR

Cuprinol

GARDEN LIVING



COLOUR AND PROTECTION INSPIRED BY NATURE

**NEW
EDITION**
SHOP PAINT
FOR A
GLORIOUS
GARDEN



COLOUR CHART ■ PRODUCT GUIDE ■ EXPERT ADVICE ■ HOW-TO'S

WELCOME TO YOUR NEW NATURE-INSPIRED GARDEN

BRING LIFE AND COLOUR TO EVEN THE SMALLEST OF SPACES AND CREATE YOUR OWN GREAT OUTDOORS



MARIANNE
SHILLINGFORD
COLOUR
EXPERT

'I can't wait to spend more time together with my family and friends in the **garden**. The pots and outdoor furniture look lovely painted in Cuprinol Garden Shades – our **expert** formula that comes in a beautiful array of colours inspired by **nature**. Designed to complement the natural surroundings of your garden, they reflect water, earth and **flowers**. Over the pages, you'll find inspiring ideas for using our paints, from upcycling projects to **protecting** fences with wax-enriched Cuprinol Ducksback. Go on, let your imagination run wild...'

INSPIRED
BY NATURE



SURFACE
PROTECTION



ON THE COVER

CUPRINOL
GARDEN
SHADES



Seagrass
Dusky
Gem™

CUPRINOL
UV GUARD
DECKING OIL



Natural



Sunny
Lime™

Cornflower



CONTENTS

TRY THE TREND P4

Refresh your decking with muted tones

EASY UPCYCLE P6

Transform an old table into a stylish piece of furniture

WEEKEND PROJECT P8

Turn your shed into the ultimate outdoor space

NATURE'S HACKS P10

Instagram-worthy ideas to flex your green fingers

HOW TO PAINT A FENCE P12

Try this playful look with two-tone panels

LET'S GO OUTSIDE P14

Clever ideas for creating an entertaining space

PRODUCT PICKS P16

From outdoor paints to decking oil

COLOUR PALETTE P18

Discover the perfect shade for your garden



White
Daisy™



TRY THE TREND

Stay ahead of the curve with a fresh new look for decking. On-trend grey tones, such as Urban Slate will bring a modern edge – it's the perfect natural backdrop to your garden



INSPIRED BY NATURE

Taking inspiration from the flower and fauna all around us, our Garden Shades colours create the perfect blend. Just like trees, soil and stone, our Nature's Neutrals work best for larger spaces; think decking and fences. Whilst Nature's Brights add impact on smaller items, just as flowers in bloom bring plenty of colour.

WHAT YOU'LL NEED



CUPRINOL GARDEN SHADES



Coastal Mist™
Sage



CUPRINOL ANTI-SLIP DECKING STAIN



Urban Slate™



STEP BY STEP

1



15 minutes

Brush away any loose leaves and dirt.

2



1-2 hours

Remove algae and moss with warm, soapy water.

3



1 hour

Apply stain with a woodcare brush or deep-pile roller.

4



45 minutes

Once dry, apply a second coat for even coverage.

FIRMLY ROOTED

Leave your deck untreated and algae and mould will quickly move in, making it super slippery in no time. Our decking stain is specifically formulated with anti-slip technology, so carrying that tray of Pimms shouldn't end in disaster (phew!).

4hrs



EASY UPCYCLE

Breathe new life into an old garden table with a revamp that you can do in a weekend – just the spot for dining with loved ones outside



WHAT YOU'LL NEED



**CUPRINOL
GARDEN
SHADES**

Terracotta



**CUPRINOL
ANTI-SLIP
DECKING STAIN**

Urban
Slate™



**CUPRINOL SOFTWOOD
& HARDWOOD GARDEN
FURNITURE STAIN**

Antique
Pine

PATIO TABLE




STEP BY STEP



5 minutes
Mask off a strip down the centre of a table.



10 minutes
Paint with Garden Shades Terracotta.



2 hours
Sand and paint a window box. Attach two brackets.



30 minutes
Screw to the underside of the table and add plants.

STYLE IT UP

Brimming with gorgeous on-trend hues, the Nature's Brights collection has every colour possible for your upcycling projects. Inspired by bright fruits and flowers, the shades will lift any scheme and make your outdoor accessories sing.



TURN TIRED COOKWARE INTO QUIRKY PLANT POTS

COOKING PANS

Old pots filled with plants look surprisingly pretty on balconies and in the garden. Paint them in Hammerite Smooth Direct to Rust – a formula that protects metal – and you can trust they'll stay looking great for longer, despite our (not-so) trusty British weather. Just paint the pots then, when dry, place a layer of gravel for drainage, followed by compost, then plant up.

COLANDERS

For fun, quirky hanging baskets, how about using metal colanders? Simply paint the outsides in Hammerite, trim a hanging-basket liner to fit inside, then fix to rope or a sturdy chain. Fill with compost and colourful plants or aromatic herbs, such as creeping thyme and winter savory. Skip ahead to page 14 to see how you can turn old tins into planters, too.



Feeling inspired? You can also see how to make the 'living' table at [YouTube.com/CuprinolUK](https://www.youtube.com/CuprinolUK)

THE WEEKEND PROJECT

With a bit of imagination and our colourful protective paint, it's never been easier to transform a tired garden shed into a fabulous outdoor room

SHED OF THE YEAR 2021

Staying closer to home means more time spent in the garden – it's the perfect opportunity to complete a unique shed transformation. We're looking for the UK's best and you can enter yours at readersheds.co.uk



For inspiration check out other entries online (there are over 3,000 of them!). You'll also find our 2020 winner who designed the Bedouin Tree Shed, built entirely around a living tree and our special Lockdown New Build 2020 winner, who created an outside bar.



Discover more ideas and expert tips on painting sheds at [YouTube.com/CuprinolUK](https://www.youtube.com/CuprinolUK)



WHAT YOU'LL NEED



CUPRINOL GARDEN SHADES

-  Natural Stone
-  Barleywood™
-  White Daisy™



GARDEN SHEDS

SHADES FOR STYLISH SHEDS

Choose the right colour for your outdoor space




WELLNESS RETREAT

Pick soft, gentle shades that encourage relaxation, such as Sweet Pea. It is lovely painted on shelves and storage boxes.



POTTING SHED

Gardening calls for lots of creativity, so pick lively Cornflower (or any cheerful shade) to spark inspiration.



PLAYHOUSE

A bright and beautiful desk painted in Dazzling Yellow is just the thing to inspire young imaginations.



NATURE'S HACKS

Get outside and give yourself a boost with these cheerful creations – try a vibrant home office, fairy garden for the kids or a stylish al fresco bar



1 GARDEN OFFICE - FOR HOME WORKING

Working at home more often and in need of a place to concentrate? Give the shed a lick of paint and create a new home office. Cover the inside and out with two coats of Cuprinol Ducksback in Forest Green or any colour of your choice. Pop in a desk, chair and your office essentials to create the ideal spot to focus and get those creative cogs whirring.



2 OUTSIDE BAR - FOR SUMMER HOSTING

Getting together with others to celebrate is always special. Make it a moment to remember with your own bar for hosting drinks. A few pieces of timber and a lick of paint is all you need. Fix wood lengths together to form a box and attach a door with hinges. Paint two coats of Cuprinol Ducksback in Black. When dry, load with your favourite glassware and tipples.



3 FAIRY GARDEN - FOR FAMILY TIME

Bring some fun to your garden by creating a playful fairy scene – it'll keep the little ones entertained for hours. It's quick and easy to do, and the kids can help make it, too. Apply two coats of Garden Shades in Pebble Trail, or your favourite colour, to an old plant pot, then add gravel and compost. Pop in pebbles, moss and folklore figurines.



Want to have a go? Find more inspiration and watch our how-to videos at [YouTube.com/CuprinolUK](https://www.youtube.com/CuprinolUK)



WHAT YOU'LL NEED



CUPRINOL GARDEN SHADES



Pebble Trail or your favourite shade of grey



CUPRINOL DUCKSBACK



Black



Forest Green



WAX ENRICHED TECHNOLOGY



ABSORBS INTO WOOD



NON DRIP FORMULA



GLIDES ON EASILY

MINI MAKEOVERS



INSPIRED BY NATURE


The natural world is such a blossoming source of innovation; our feathered friends are the inspiration behind our Cuprinol Ducksback five-year protection. With its wax-enriched and non-drip formula, it repels water, **protecting** wood for up to 5 years.



STEP BY STEP

**Morning**

Hold plants away from garden canes or string.

**Morning**

Remove any weeds before cleaning.

**Afternoon**

Apply two coats of Cuprinol Ducksback.

**Afternoon**

Put plants back once surface is dry.

TAKE IT FURTHER

Add geometric shapes in contrasting shades to your newly painted fence for a fun and vibrant effect. Once the base colour is completely dry, use extra wide masking tape to mark shapes and fill in the areas using a roller.



SHIELD FOR ALL SEASONS

It isn't easy keeping the weather at bay, but Cuprinol Ducksback has it covered. This wax-enriched formula is water-repellent and gives excellent frost protection. From harsh winters to wet autumns, our protective treatment will ensure your fencing stays looking great for up to five years. Easy to apply and non-drip, it's shower-proof in an hour.



Watch our paint withstand the weather with our video at [YouTube.com/CuprinolUK](https://www.youtube.com/CuprinolUK)

HOW TO...
PAINT A FENCE

It's not just a border, but a stylish backdrop for a family garden – so make a playful statement with two-tone panels, highlighted with bright furniture and plenty of green foliage

WHAT YOU'LL NEED



**CUPRINOL
GARDEN
SHADES**

Sweet Sundae™



**CUPRINOL
DUCKSBACK**



Silver Copse™



Black



WAX ENRICHED
TECHNOLOGY



ABSORBS
INTO WOOD



NON DRIP
FORMULA



GLIDES
ON EASILY

LET'S GO OUTSIDE

Wow guests at a summer soirée with these easy-to-achieve ideas for a stylish entertaining space. All you need is some basic DIY know-how and a few pots of long-lasting paint



1 BARBECUE STATION

Say farewell to running indoors and out for extras, and hello to a new pop-up worktop. Painted in Garden Shades Old English Green, a table and a fence panel - fixed with handy hooks - creates the ideal spot for serving meals.



2 COLOURFUL PLANTERS

To make striking planters, simply save tin cans and paint them with Hammerite Direct to Rust Smooth. This superior metal paint can be applied without primer and gives protection for up to 8 years.



3 SUNDOWNER BENCH

Cocktail hour, anyone? Give your garden bench a dash of sundowner style with a striped 'dusk' effect. Paint two wooden slats at a time in the same Garden Shades colour, moving from light to dark as you work your way from the top to the bottom.



INSPIRED BY NATURE

Our water-based UV Guard Oil is a must for decking. Its lightly tinted formula is filled with natural oils that nourish wood and protect against all weathers. So you can enjoy your outdoor space, worry-free, come rain or shine.



Get more bright ideas for your outdoor space with our how-to videos at [YouTube.com/CuprinolUK](https://www.youtube.com/CuprinolUK)



WHAT YOU'LL NEED



CUPRINOL GARDEN SHADES

	White Daisy™		Country Cream
	Dusky Gem™		Sweet Pea™
	Sage		Muted Clay
	Old English Green		Summer Damson™



HAMMERITE DIRECT TO RUST

	Cream		Dark Green
	Wild Thyme™		Black



CUPRINOL UV GUARD DECKING OIL

	Natural Oak
--	-------------



PRODUCT PICKS

From Garden Shades to Ducksback, shop the best outdoor paint for your garden project from the Cuprinol woodcare range below

DECKING



CUPRINOL ANTI-SLIP DECKING STAIN WATER-BASED

- Hard-wearing colour with anti-slip finish
- Long-lasting weather protection
- For smooth wood
- 2.5L, 5L*



CUPRINOL UV GUARD DECKING OIL WATER-BASED

- Advanced weather protection with hard-wearing formulation
- Replaces natural oils
- For smooth wood
- 2.5L, 5L*

FURNITURE

CLEANERS & OILS



CUPRINOL ULTIMATE FURNITURE OIL WATER-BASED

- Lightly tints, nourishes and enhances wood
- Added waxes for superior water repellency
- Fungicides minimise mould re-growth on surfaces
- For smooth wood
- 500ml, 1L



CUPRINOL NATURALLY ENHANCING TEAK OIL WATER-BASED

- Protects and nourishes wood
- Replaces natural oils lost through weathering
- For smooth wood
- 500ml, 1L

RESTORER



CUPRINOL GARDEN FURNITURE RESTORER WATER-BASED

- Restores tired, grey and weathered wood to its original colour
- Ideal before treating with furniture oil or stain
- For smooth wood
- 1L



CUPRINOL SOFTWOOD & HARDWOOD GARDEN FURNITURE STAIN WATER-BASED

- Long-lasting, water-repellent barrier
- Adds rich colour to softwood and a light tint to hardwood
- Quick-drying
- 750ml

STAINS & PAINTS



CUPRINOL GARDEN SHADES WATER-BASED

- Beautiful matt colour enhances grain of natural wood
- 6-year weather protection
- Suitable for wood, terracotta, brick and stone
- 125ml, 1L, 2.5L, 5L*

Look out for our stamps, right: they tell you about a product's key technology, so you can be confident that what you're buying really works.



FENCES & SHEDS



CUPRINOL LESS MESS FENCE CARE WATER-BASED

- Colour and weather protection
- For rough-sawn wood
- Even coverage in 1 coat
- Shower-proof in 1 hour
- 5L



CUPRINOL DUCKSBACK WATER-BASED

- 5-year all-weather protection
- Wax-enriched technology
- Water-repellent
- Non-drip formula
- Absorbs into woods
- Glides on easily
- For rough-sawn wood
- Shower-proof in 1 hour
- 5L, 9L*



CUPRINOL GARDEN SHADES WATER-BASED

- Beautiful matt colour enhances grain of natural wood
- 6-year weather protection
- Suitable for wood, terracotta, brick and stone
- 125ml, 1L, 2.5L, 5L*



EASY CHOICES



CUPRINOL ONE COAT SPRAYABLE WATER-BASED

- Colour and weather protection
- For rough-sawn wood
- Even coverage in 1 coat
- For use with Cuprinol One Coat sprayers or a brush
- 5L



CUPRINOL SPRAY & BRUSH

- Speed of a spray with the precision of a brush
- Works with Cuprinol Garden Shades and Cuprinol One Coat Sprayable



CUPRINOL ULTIMATE GARDEN WOOD PRESERVER WATER-BASED

- Actively prevents rot, decay and blue stain
- 5-year colour performance
- Quick-drying
- 1L, 4L



CUPRINOL WOOD PRESERVER CLEAR WATER-BASED

- General-purpose preserver for exterior use†
- Protects against rot and decay
- For UV protection overcoat with a coloured treatment
- 1L, 5L

EXPERT HELP

Marianne Shillingford



'With a beautiful palette and seriously tough technology, Garden Shades is my star pick when it comes to colouring, and protecting, wood outside. Better still, its texture allows the grain of the wood to shine through, meaning it's a natural choice when it comes to painting everything from furniture to fences.'

PRESERVERS

*Please note that not all colours come in all sizes. †Occasionally wet or interior wood with risk of condensation. Cuprinol Ultimate Garden Wood Preserver and Cuprinol Wood Preserver Clear (WP) contain Propiconazole and IPBC. Cuprinol Decking Cleaner contains Benzalkonium Chloride. Use Biocides safely. Always read the label and product information carefully before use.

COLOUR PALETTE

Get inspired by our colour swatches and discover the perfect shades for your garden project – there's something for everyone

DECKING

FURNITURE

CUPRINOL ANTI-SLIP DECKING STAIN WATER-BASED



Black Ash

Cedar Fall

Urban Slate™

Hampshire Oak

Silver Birch

Boston Teak

Vermont Green

Country Cedar

City Stone

American Mahogany

Golden Maple

Natural Oak

Natural

CUPRINOL UV GUARD DECKING OIL WATER-BASED



Natural

Natural Oak

CUPRINOL SOFTWOOD & HARDWOOD GARDEN FURNITURE STAIN WATER-BASED



S

H

Teak

S

H

Antique Pine

S

H

Mahogany

S

H

Oak

S

H

Clear

Softwood | Hardwood

CUPRINOL ULTIMATE FURNITURE OIL WATER-BASED



Natural-Clear

Mahogany

Clear

Try before you buy
Get tester pots from major DIY stores or delivered to your front door via [Cuprinol.co.uk](https://www.cuprinol.co.uk).



FENCES, SHEDS & FURNITURE

CUPRINOL GARDEN SHADES WATER-BASED



How do I use Garden Shades?
Use 1x Bright to every 3x Neutrals for the perfect colour combination.



NATURE'S NEUTRALS

White Daisy™

Pale Jasmine

Fresh Rosemary

Dusky Gem™

Forest Mushroom™

Seagrass

Silver Birch

Muted Clay™

Sage

Urban Slate™

Olive Garden™

Coastal Mist

Black Ash

Old English Green

Forget-me-not™

Natural Stone

Wild Thyme™

Barleywood™

Country Cream

Willow

Iris

Seasoned Oak

NATURE'S BRIGHTS

Dazzling Yellow™

Sweet Pea™

Beach Blue™

Sweet Sundae™

Lavender

Terracotta

Purple Pansy™

Summer Damson™

EXPERT HELP
Marianne Shillingford



'When it comes to Garden Shades, Nature's Neutrals work effortlessly together on bigger surfaces in any combination – just like they do in nature; while Nature's Brights are used for bold accents on smaller things like pots and furniture.'

FENCES & SHEDS

CUPRINOL ULTIMATE GARDEN WOOD PRESERVER WATER-BASED



Spuce Green

Red Cedar

Golden Cedar

Autumn Brown

Country Oak

Golden Oak

CUPRINOL ONE COAT SPRAYABLE WATER-BASED



Forest Green

Autumn Brown

Harvest Brown

Autumn Gold

Forest Oak

Rich Cedar

Silver Copse™

CUPRINOL LESS MESS FENCE CARE WATER-BASED



Woodland Green

Autumn Red

Rustic Brown

Rich Oak

CUPRINOL DUCKSBACK WATER-BASED



Forest Green

Autumn Brown

Harvest Brown

Autumn Gold

Forest Oak

Rich Cedar

Silver Copse™

Black

WE'RE HERE TO HELP YOU

Search more product details and shop the complete range online today by visiting [Cuprinol.co.uk](https://www.cuprinol.co.uk) or by calling **0333 222 7171**
The Customer Advice Centre, Cuprinol, Wexham Road, Slough, Berkshire SL2 5DS



HAMMERITE

ULTIMATE

METAL

PROTECTION



Looking to paint the metal in your garden? From gates to furniture, Hammerite contains a special formula that protects metal against knocks and scrapes. Apply to new or previously painted surfaces for a flawless finish that lasts for longer.


ULTIMA METAL PAINT

- The next evolution in metal paint for direct use on any metal – including brass, aluminium and galvanised steel – as well as rust.
- 12-year protection
- No primer required
- Quick-drying application

DIRECT TO RUST METAL PAINT

- 8-year protection
- No primer required
- Available in a smooth, hammered and satin finish
- Selected colours also available in Aerosol

ULTIMA	DIRECT TO RUST	
SMOOTH Long-lasting colour and a glossy finish	SMOOTH Finish with a flawless sheen	HAMMERED Subtle effect with a metallic sheen
<div>Black</div> <div>White</div> <div>Dark Grey</div>	<div>Black</div> <div>Blue</div> <div>Yellow</div> <div>Muted Clay™</div> <div>Cream</div>	<div>Dark Green</div> <div>Wild Thyme™</div> <div>Gold</div> <div>Silver</div> <div>White</div>
MATT A rich, no-shine finish	<div>Black</div> <div>White</div> <div>Dark Grey</div>	<div>Black</div> <div>White</div>
		SATIN A subtle satin sheen
		<div>Black</div> <div>White</div>

 Available in aerosol

Find more information online at [Hammerite.co.uk](https://www.hammerite.co.uk).

LIVING COLOUR

When it comes to the details in your garden, choose bright colours that contrast with the neutral shades outside.



Follow us on Facebook and share your own playful ideas.



**CUPRINOL
GARDEN SHADES**



Beach
Blue™



We have produced product colours as accurately as printing will allow. Unfortunately, we cannot guarantee an exact colour match, and the colours contained in this guide should not be relied on as such. The appearance of the actual colour can be affected by the substrate and the texture of the surface. Wherever colour testers are available, please use them on the actual surface to which the product is to be applied before undertaking the application. This will give you a stronger indication of the appearance of the actual colour. If a colour tester is not available, then try the product on a small, inconspicuous area of the surface before undertaking the full application. Special precautions should be taken during surface preparation of pre-1960s paint surfaces over wood and metal as they may contain harmful lead. For further advice contact AkzoNobel. Cuprinol, the tree device, Garden Shades, Ducksback, Hammerite, Dulux, AkzoNobel, AkzoNobel logo and colour names marked TM are trademarks of the AkzoNobel group.
© AkzoNobel 2021.

Registered pesticide/biocide – see information below: Cuprinol Ultimate Garden Wood Preserver and Cuprinol Wood Preserver Clear(BP) contain Propiconazole and IPBC. Cuprinol Decking Cleaner contains Benzalkonium Chloride. Use Biocides safely. Always read the label and product information before use.



We have used 25% recycled content in some of our Cuprinol cans to reduce their environmental impact. Rather than bin it, why not recycle this gorgeous guide or share with a green-fingered friend when you're finished with it? Pass our advice forward.

Cuprinol