



Outdoor paint guide



Expert help & advice
for all your outdoor paint projects

Hello. And a warm welcome to GoodHome.

We are the sustainable home improvement lifestyle brand that makes it simpler for anyone to upgrade, elevate and better organise their living space to enjoy a better life.

Firm in believing that a good home is a universal need, not an exclusive luxury, we inspire, guide and motivate every home improver on their journey to create their vision of a good home, regardless of their skill level.

Always simplifying tasks, choices and projects, we create ecosystems of products that work together and in harmony for every home architecture and size, helping you achieve your vision of a good home.

All to your taste and budget – and simple to use.

We make change possible and simpler, with a commitment to making the best, most environmentally sensitive products available. Helping you live healthily, happily and in balance with the world around you.

From kitchens and gardens to bathrooms and interior decoration, and everything in between, we'll help transform your world – positively impacting your home, your pocket and the planet.



A world of good

Making it simple to have a **good** home that's **good** for the planet and your pocket.



Discover

GoodHome 

exclusively at

B&Q



We're proud to launch our first ever GoodHome exterior paint and outdoor woodcare range, developed by our team of experts who are here to make your life a little easier than it was before.

A better life. More affordable.

We make a better life more affordable. Exceptional functionality, aesthetic and value – we're the smart choice.

The **GoodHome extreme outdoor wood stain** is one of our affordable product solutions that comes with enhanced features:

- It protects and colours all exterior painting projects, from cladding to wooden structures
- It withstands extreme weather conditions*
- It protects the wood from water penetrating
- It's shower resistant in 1 hour
- Its water-based formulation with minimal VOCs is healthier for you, your garden and your pets
- It dries quickly and is also non drip, which helps you to complete your project easily and in no time
- Provides long lasting colour and UV protection
- It will stand the test of time as it is guaranteed for 12 years*



*This product is guaranteed for 12 years. Terms & conditions can be found on the Kingfisher website or in store upon request.

Accessible for everyone

We ensure good homes are accessible for everyone, by offering co-ordinated and complete design solutions that simplify choice and make home improvement easier:

- Our exterior paint colour palette has both timeless and on trend options, to ensure there's a colour for everyone.
- Plus an even more extensive offer with our GoodHome extreme wood & metal and GoodHome extreme masonry ranges available in colour mixing in stores and now also available to order online on www.diy.com
- Can't decide? Our GoodHome colour testers allow you to try the paint colour at home in the natural light of the space.

Ethical, sustainable and supportive

We make change possible and simpler. Ethical, sustainable, and supportive – we do everyone, every home and the planet the world of good.



Water based













Recyclable
containers

- We've removed any unnecessary chemicals that are harming plants and humans and are now offering water based and low odour formulations. Because of that, painting tools can be cleaned with just soap and water, rather than white spirit.
- Recyclable metal cans (for some of the products).
- By offering environmentally friendly products that are fit for purpose and easy to apply and to maintain, we make paint projects accessible to everyone.



Contents







 <p>Masonry paint</p> <p>08</p>	 <p>Outdoor wood & metal</p> <p>12</p>	 <p>Garden colours</p> <p>16</p>
 <p>Outdoor metal</p> <p>20</p>	 <p>Colour mixing</p> <p>24</p>	 <p>Shed & fence</p> <p>26</p>
 <p>Outdoor wood stains</p> <p>30</p>	 <p>Outdoor varnish & oils</p> <p>34</p>	 <p>Outdoor decking stain, & protector</p> <p>38</p>
 <p>How to complete your paint project</p> <p>42</p>		

Range overview

Our range of **GoodHome outdoor paints** will easily protect, nourish and colour outdoor surfaces all year round, enabling you to create an extension of your living space that you can enjoy for years to come.






Colour

Refresh or add new colour to outdoor surfaces.

-  **Masonry paint**
-  **Outdoor wood & metal**
-  **Garden colours**
-  **Metal**
-  **Shed & fence**
-  **Outdoor wood stains**

Protect

From the weather, cover cracks, avoid damage.

-  **Masonry paint**
-  **Outdoor wood & metal**
-  **Metal**
-  **Shed & fence**
-  **Outdoor wood stains**
-  **Outdoor varnish & oils**
-  **Decking stain & protector**

Nourish

Extend the life of wooden surfaces.

-  **Shed & fence**
-  **Outdoor wood stains**
-  **Outdoor varnish & oils**
-  **Decking stain & protector**

Before



After



GoodHome
PURE BRILLIANT WHITE
Masonry paint

Masonry paint


Colour ✓

Protect ✓

Nourish X

GoodHome masonry paint is a great option to add some colour and individuality to your home. The long-lasting colour and weather resistance means you won't have to repeat the application process as often, but with high-quality results.


All colours have a smooth finish and come in sizes 2.5L, 5L and 10L.




pure brilliant white




vail




magnolia




baltimore




breckenridge




oklahoma




hudson




harrow




liberty




oakland



tabasco W



cusco W



castleknock W

W

Only available in windowsills and trims



Masonry

- **Weather resistant** to protect your exterior walls from the harshest of weather conditions.
- It stops water from penetrating whilst letting moisture escape from your home
- **Anti-mould formula** contains biocides which resists the growth of mould
- **UV resistant** to protect against colour fade
- Showerproof in just 1 hour



Windowsills and trims

- A great way to tidy up window sills and horizontal surfaces on your house and in your garden
- Its colour retention and dirt resistance makes it long lasting
- For use on brick, concrete and stone



Masonry extreme

- Self cleaning formulation means dirt will find it hard to stick to the exterior walls and will wash away with the rain
- Flexes with the natural movement of exterior walls to prevent cracks in the paint surface
- Superior colour retention – our longest lasting exterior paint with UV resistance to protect against colour fade
- Shower proof in 1.5 hours



Can't decide which colour?

Pick up a tester in store or online to try at home
Colour availability may vary by store

Before



After



GoodHome
KINSALE

Outdoor wood & metal
& UPVC extreme



Outdoor wood & metal


Colour ✓

Protect ✓


Nourish X

Our Outdoor wood & metal will protect and colour your new and old outdoor wood, metal and UPVC surfaces for up to 5 years.


All colours have a satin finish and come in sizes 750ml and 2.5L.




white




melville **A**



la paz **A**




tulsa **B**



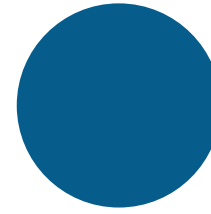
delaware




inuvik **B**




black



bandol



dalkey **A**



kinsale **A**

A

Only available in
outdoor wood & metal

B

Only available in
outdoor wood & metal & UPVC extreme



Outdoor wood & metal

- Ideal for outdoor wood and metal projects from window frames, front doors, to railings and garden furniture
- 2 in 1 direct application – no need to prime first
- Water based formulation dries quickly to help you complete your project in no time
- Weather and UV resistant formulation will stand the test of time



GoodHome 



Outdoor wood & metal & UPVC extreme

- Ideal for outdoor wood, metal and plastic projects from window frames, front doors, to railings and garden furniture.
- 2 in 1 direct application – no need to prime first
- Water based formulation dries quickly to help you complete your project in no time
- Weather and UV resistant formulation will stand the test of time
- Showerproof in 1 hour



GoodHome
KINSALE
Outdoor wood & metal
& UPVC extreme

Before



After



GoodHome
ALMERIA
Garden colours

Garden colours

Colour ✓

Protect ✓


Nourish X

GoodHome Garden colours is a multi-surface paint that allows you to add colour and bring your outdoor surfaces to life.


- Ideal for wood, stone, metal and terracotta
- UV resistant with great colour retention to keep your garden surfaces looking fresher for longer, so that you can sit back, relax and enjoy your garden
- Showerproof in 1 hour
- We've also given it a 5 year guarantee for your peace of mind




Garden colours




white




inuvik




delaware




tulsa




sacramento




beausoleil




port grimaud



kinsale



rathgar




milltown




almeria



pimlico




toyama




nagoya




matsue



coachella M



santa ana M




beverly hills M



Metallic effect paint

One of our favourites



matsue



Can't decide which colour?

Pick up a tester in store or online to try at home

Colour availability may vary by store



Before



After



**GoodHome
BLACK**
Outdoor metal

Outdoor metal


Colour ✓

Protect ✓


Nourish X

Our GoodHome metal paint will protect and colour your outdoor metal projects from railings to garden furniture. You can apply it direct to new or rusty metal. Its water based formulation means it dries quickly, helping you to complete your project in no time. It will resist the wonderful British weather as well as bumps and scratches. It will stand the test of time as it is guaranteed for 8 years*.


All colours are available in satin and gloss and come in a 750ml size.



White



black



baltimore

*This product is guaranteed for 8 years. Terms & conditions can be found on the Kingfisher website or in store upon request.



Outdoor metal

- Ideal for your outdoor metal projects from railings to garden furniture.
- Can be applied direct to new or rusty metal
- 2 in 1 water based formulation
- It is weather resistant and will withstand bumps and scratches



**GoodHome
BLACK**
Outdoor metal



Colour mixing

Now available in the following formulations:

Wood & metal extreme

Masonry extreme

Overview

When you're planning your home, you want to be sure you can find the perfect colour to bring your vision to reality. Our colour mixing service helps you to do just that, whatever surface or area of your home that you're planning.

Choose from 2000 pre-selected colours using our colour chips in-store. We also have an exact colour match service too.

Colour

Protect

Nourish

01

Browse our range of pre-selected colour chips in store.

02

Test the colours in the light box and try pairing them with other colours.

03

Take your chosen colour chip to the mixing desk.

04

Choose your interior or exterior paint type and size and we'll have it ready in minutes.



Before



Shed & fence

Colour ✓

Protect ✓

Nourish ✓

Add a pop of colour to your garden with GoodHome shed & fence. It can be applied with a brush and is showerproof in just one hour. It's water based so easy to clean from hands and paint brushes, meaning there's less mess to clean up at the end.

All colours have a matt finish and come in sizes 5L and 9L.

After



GoodHome
GOLDEN OAK
Shed & fence




golden oak




dark oak




missouri



kinsale



dalkey



tulsa

Shed & fence

- Colours and protects sheds & fences
- Suitable for Rough sawn wood
- Weather-resistant and UV resistant protects your surfaces from rain and water damage



**GoodHome
DARK OAK**

Shed & fence



Before



After



**GoodHome
LIGHT OAK**

Outdoor wood stain
extreme



Outdoor wood stains


Colour ✓

Protect ✓

Nourish ✓

Our exterior wood stains will protect and colour your new and old outdoor wood for long lasting protection.

All colours have a satin finish and come in sizes 750ml and 2.5L.



clear



light oak



medium oak



dark oak **C**



baltimore **C**



mahogany **C**



rustic oak **D**

C

Only available in
outdoor wood stain

D

Only available in
outdoor wood stain extreme


Outdoor wood stain

- It is ideal for all our exterior projects from doors, gates and garden furniture
- Weather and UV resistant
- Water based formulation meaning it dries quickly which helps you to complete your project in no time



Outdoor wood stain extreme

- It is ideal for all our exterior projects from cladding to exterior structures
- Will resist extreme weather conditions and will protect the wood from water penetration
- Water based formulation meaning it dries quickly
- Non drip to help you complete your project easily and in no time



GoodHome MEDIUM OAK
Outdoor wood stain

Outdoor varnish & oils

Colour X


Protect ✓

Nourish ✓

Our GoodHome exterior varnish and furniture oils will protect and nourish your new and old outdoor wood.

Exterior varnish is available in either satin, gloss or matt finishes and come in sizes 250ml, 750ml and 2.5L.

Furniture oils come in a 1L trigger spray.



clear E

**GoodHome
CLEAR**

Outdoor varnish

E

Only applies to
outdoor varnish

Outdoor varnish

- Protect and nourish your new and old outdoor wood
- Available in 3 finishes
- It is ideal for all our exterior projects from window frames to doors
- Water and UV resistant as well as scratch resistant
- Water based formulation meaning it dries quickly which helps you to complete your project in no time



Outdoor oils

- Protect and nourish your outdoor wood from the elements
- With a weather, UV and water resistant formula, your Exterior Wood will be protected from greying



GoodHome
CLEAR
Outdoor teak oil

Outdoor decking stain & protector

Colour X

Protect ✓

Nourish ✓

Whether you want to retain the natural look of your wooden decking or add a splash of colour, we have products that will protect against the elements.

All colours have a matt finish and come in sizes 2.5L and 5L.

The colours below are only apply to GoodHome decking stain.




natural



natural oak



teak



tulsa



baltimore



**GoodHome
NATURAL OAK**
Outdoor decking stain

Outdoor decking protector

- Guard your new and old wooden decking against damage from the weather
- The clear formulation is UV resistant to protect against colour fade



Outdoor decking stain

- Protect and nourish your new and old outdoor decking
- Water and UV resistant as well as slip resistant
- The quick dry formulation means your decking will be ready to use again in no time



GoodHome
TULSA
Outdoor decking stain

How to complete your paint project

Masonry paint

Tools for the job:

Prepare:

- Masking tape
- Dust sheets
- Stiff bristle brush
- Filling knife
- Exterior filler
- Primer
- Stabiliser
- Fungicidal wash


Application:

- Masonry brush
- Masonry roller
- Ladder
- Extension poles

Finish:

- 2" paint brush
- Paint brush & roller cleaning tool
- Paper roll
- Wipes

Prepare:

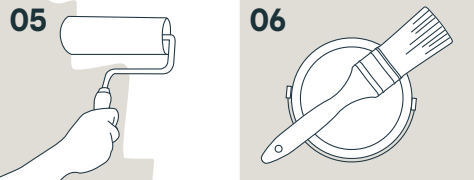


01 Take a stiff bristle brush to remove loose dirt.

02 Clean the walls with fungicidal wash.

03 Fill any holes and cracks.

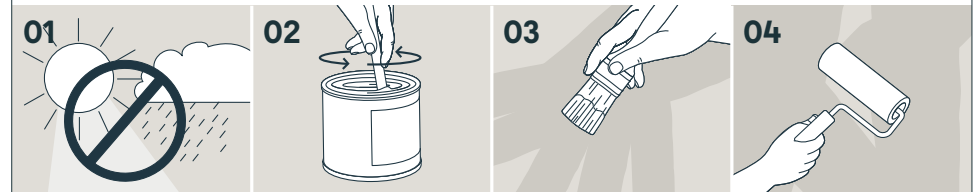
04 Put masking tape on your windowsills to protect them from paint splashes.



05 Use a masonry primer or stabilising solution on difficult surfaces.

06 You're ready to paint.

Application:




01 Avoid painting in extreme weather conditions.

02 Stir the paint before use.

03 Apply the loaded brush to an unpainted area and work your way back to a painted area. Paint in a few directions to ensure the surface is fully covered.

04 If using a roller, vary the angle of your strokes. Use a brush to get into the corners and around obstructions.



05 On rough surfaces, rotate the brush in all directions, dabbing the bristles into the surface with a stippling action, to ensure you've covered everything evenly.

06 For added protection and longer life in difficult areas, apply more coats of paint. Leave 4 hours between coats for the paint to dry.

Finish:



01 Add the finishing touches by applying our GoodHome windowsills and trims paint.

02 Reseal any remaining paint cans and store according to instructions. **Do not empty down the drain.**

03 If you have new render you may experience minor surface cracking as it dries and settles. Paint the affected area with another coat for added protection.

How to complete your paint project

Multi-surface

Includes:
Exterior wood & metal
and Garden colours

Tools for the job:

Prepare:

- Surface cleaner
- Stiff bristle brush
- Filler
- Filling knife
- Primer

- Dust sheet
- Sandpaper

Application:

- Flat brush (40mm / 80mm)

- Round brush (21mm)
- Exterior roller
- Cloth
- Dust sheet
- Wipes
- Ladder

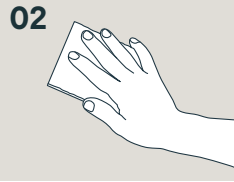
Finish:

- Paint brush & roller cleaning tool
- Paper roll
- Wipes

Prepare:



01
Ensure surface is clean and dry before painting. Remove all debris, loose rust and flaking paint using a wire brush.




02
Sand previously coated surfaces thoroughly before application and fill any holes or defects with a suitable filler.



03
Treat mould, algae, moss, lichen or dirt with an appropriate fungicidal wash.

Application:




04
Apply paint in dry weather conditions.

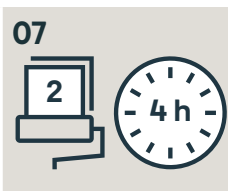
Application:



05
Stir thoroughly before use.




06
Apply sparingly to avoid drips. For wooden surfaces apply in the direction of the wood grain.



07
For best results apply a minimum of 2 coats, leaving 4 hours between coats.

Finish:



08
Remove as much paint as possible from your equipment and clean brushes and rollers with warm soapy water.

Metal

Tools for the job:

Prepare:

- Rust remover
- Primer
- Wire brush
- Sandpaper

- 2" paint brush
- Dust sheet

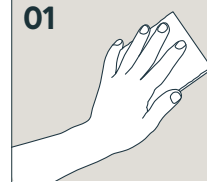
Application:

- 2" round paint brush
- Dust sheet
- Cloth
- Wipes
- Ladder

Finish:

- Paint brush & roller cleaning tool
- Paper roll
- Wipes

Prepare:



01
Surface should be clean and dry before application.




surface thoroughly. On gloss or satin paint sand lightly to remove the dust.

For new metal surfaces: degrease and sand lightly with fine sandpaper.

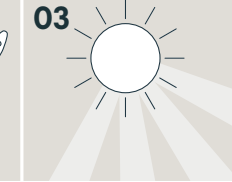
For previously painted metal: clean, rinse and dry the

For rusty metal surfaces: remove flaking rusty parts and apply the paint directly without using a rust remover.

Application:

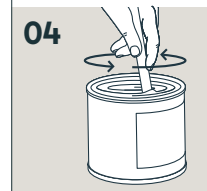


02
Apply paint in dry weather conditions.

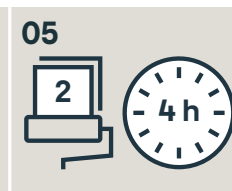


03
Avoid application in direct sunlight, wind or when surfaces are very hot.

Application:




04
Stir thoroughly before use.



05
For best results use 2 coats using a brush or exterior roller. We recommend 3 coats to achieve anti-rust resistance. Recoat after 4 hours.

Finish:



06
Remove as much paint as possible from your equipment and clean brushes and rollers with warm soapy water.

How to complete your paint project

Wood

Includes:
Shed & fence, Exterior wood stains, Exterior varnish & oils, Decking stain, oil & protector

Tools for the job:

Prepare:

- Surface cleaner
- Stiff bristle brush
- Sandpaper
- Wood filler
- Filling knife
- Primer
- Dust sheet

Application:

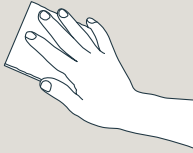
- Flat brush (40mm / 80mm)
- Round brush (21mm)
- Block brush (for shed & fence projects)
- Exterior roller
- Paint sprayer

Finish:

- Paint brush & roller cleaning tool
- Paper roll
- Wipes

Prepare:

01



Surfaces should be clean and dry before application. Sand previously coated surfaces thoroughly before application and fill any holes and defects with a suitable filler.

02



Treat mould, algae, moss, lichen or dirt with an appropriate fungicidal wash and / or multi wood treatment.

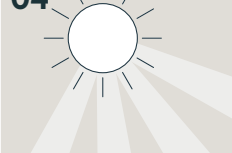
Application:

03



Apply in dry weather conditions and in a well ventilated area.

04



Avoid application in direct sunlight, wind or when surfaces are very hot.


Application:

05



Stir or shake thoroughly before use.

06



Apply liberally along the grain with a brush to an even finish.


07



For best results apply with a minimum of 2 coats, leaving 4 hours between coats. Additional coats may be required for more porous or damaged surfaces, or if there is a significant colour change.

Finish:

08



Remove as much paint as possible from your equipment and clean brushes and rollers with warm soapy water.



See our other paint colour guides in store



We make every effort to ensure perfect colour reproduction, but owing to printing limitations the colours may not match exactly

Front cover:

Cladding: Outdoor wood stain, Mid oak
Decking: Outdoor decking stain, Tulsa