

Colour Inspiration

GUIDE **2022**

Bright Skies™

OPTIMISM APLENTY
WITH OUR COLOUR
OF THE YEAR

New looks to love

TRANSFORM YOUR
BATHROOM, KITCHEN AND
MORE WITH EXPERT ADVICE



Restyling a home starts with a great team

DULUX COLOUR CONSULTANT CORA COLLINS INSPIRES US TO TRANSFORM OUR LIVING SPACES WITH HELP EVERY STEP OF THE WAY.

At Dulux, we know choosing colour can be challenging. But having the right support and advice makes a huge difference. Some customers admit they find selecting a colour scheme overwhelming. What they mightn't realise is that they're not alone.

The Dulux Colour Team is available to guide customers throughout their journey. As a proud member of the team, I know just how valuable our collective knowledge is in helping customers realise a new look for their home.

We have great insights and tips to help you choose a new colour scheme with confidence. Our Let's Chat Colour service offers you a consultation with one of the Dulux Colour Team, empowering you further as you undertake any painting project. Read more about this free service on page 3.

Throughout this helpful guide, we take the latest trends and translate them into beautiful interiors for your benefit. We're thrilled to add Bright Skies to our range this year. As Colour of the Year, we show how it can enhance your living spaces on pages 4 and 5 with the perfect accompanying colours.

We bring you inspiration for every room, even ideas for your hallway on pages 12 and 13 to impress visitors the minute they arrive. On top of that, our newly updated Dulux Visualizer App helps you see how colour can create impact, softness or transform a space before you even lift a brush.

And don't forget all our ready mix ranges come in clever roller testers, making it easier for you to commit to a colour choice before buying a large quantity of paint.

Happy Decorating!



Image courtesy of Ingrid Hoey

Enjoy our free colour service



LET'S CHAT COLOUR IS OUR PERSONAL COLOUR SERVICE BROUGHT TO YOU BY THE DULUX COLOUR TEAM.

DM us on Facebook @duluxireland
DM us on Instagram @duluxirl

Decorating your home? Consult our seasoned colour specialists Jane, Holly and Amanda for inspiration, advice and a trusted professional opinion. Here's all you need to know.

Simply DM us via @duluxireland on Facebook or @duluxirl on Instagram to book a time and date for your free Let's Chat Colour consultation. We then call you to chat about your project.

Be prepared to tell us what you have in mind for your chosen space. We take on board everything you say from colours you don't like to the floors, curtains and furniture that are there to stay.

We then create a colour storyboard to share with you, which acts as your project guide and shopping list. Even Irish fashion stylist Ingrid Hoey, who has recently made a foray into the world of interiors through her collaboration with Carol Anne Leyden, founder of furniture store CA Design, appreciates the inspiration on offer.

She discussed a kitchen colour refresh with us and chose Mid Kelp for her cupboards from the storyboard we supplied. What a result!

So get in touch. We're always online and we'd love to chat colour with you.

GET THE **Cover Look**

Our front cover look is **Bright Skies™**, Dulux Colour of the Year 2022. Now available in our Easycare range.

Like us on Facebook @duluxireland | Follow us on Instagram @duluxirl | Subscribe on YouTube @duluxireland

Contents



4 - 5
BE INSPIRED WITH COLOUR OF THE YEAR

6 - 13
COLOUR SCHEMES AND ADVICE FROM OUR COLOUR TEAM

14 - 17
COLOUR GUIDE

18 - 19
PRODUCT PLANNER

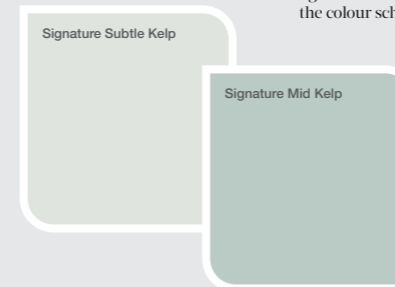


Open Plan Kitchen Storyboard

A refreshing and contrasting colour scheme to the gorgeous Aga, these tonal colours are easily interchangeable. If you prefer the mid tone on the units and the lighter tone on the walls, simply flip the colour scheme to suit.



Before





Ceiling	Pure Brilliant White	Vinyl Matt
Walls	Mid Kelp	Diamond Matt / Diamond Eggshell
Kitchen Units	Subtle Kelp	Diamond Eggshell / Diamond Satinwood
Skirting	Pure Brilliant White	Diamond Satinwood

Scan to learn more about the service.



Radiate natural positivity with Bright Skies



BRING THE OUTDOORS INSIDE WITH THIS AIRY, LIGHT BLUE THAT IS COLOUR OF THE YEAR 2022.

Each year, Dulux colour experts digest and discuss global design trends to bring you the colour that can breathe new life into your home. Reflecting a move towards lighter tones, Bright Skies is the pastel with a sense of optimism that nurtures the soul.

We've even created a palette around this pretty pastel so you can weave this colour throughout your home, balancing it with Easycare colours you may have or wish to feature.


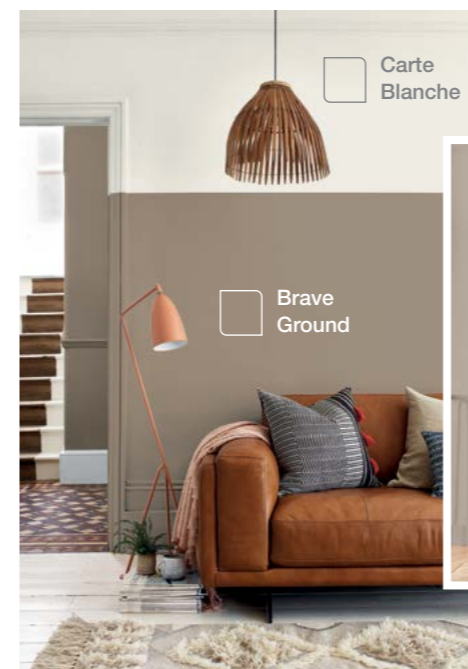


Inspired by the limitless skies around us, this beautiful colour is literally a breath of fresh air, channelling our need for a new start. Pairing effortlessly with different shades from soft neutrals to joyful bright colours, it is our Colour of the Year with good reason.

Carte Blanche, Freshwater Pearl, Femme and Brave Ground are the ideal companions for versatile Bright Skies. Together these soothing colours will rejuvenate and brighten your interiors, bringing the natural world indoors and infusing your home with light.

Brave Ground grounds this colour palette and is the perfect neutral for woodwork or walls. Carte Blanche is a great off white, adding warmth without yellow undertones. Freshwater Pearl and Femme complete this quintet of colours, working in harmony with Bright Skies to help you relax.


These soft and airy shades can inspire your choice of accessories, soft furnishings and accent colours, giving any room a comfortable air. If you are choosing colours for your whole house, they will create flow and balance.

Femme sits under Bright Skies to create a dreamy bedroom scheme as shown. While Freshwater Pearl is the perfect receding colour teamed here with Brave Ground for a stylish home office.



Things are looking up for ceilings

DISCOVER GREAT ADVICE ON HOW TO TAKE YOUR INTERIORS TO NEW HEIGHTS WITH THE RIGHT CEILING COLOURS.



Known in interior design circles as the fifth wall, a ceiling has remarkable potential to take the style of any room in a thrilling new direction. We share our top five tips to help you transform this overlooked element and create timeless interiors.


Tip 1: Choose a lighter shade of your wall colour to create a statement ceiling. Flaked Almond paired here with restful Brave Ground achieves high impact for this stunning bedroom, making the ceiling at one with this harmonious theme.

Tip 2: Remember warm colours advance and cooler colours recede. If you want the effect of a higher ceiling, opt for Easycare shades such as Calm Cloud or Dapple Grey. These cooler colours will make your chosen interior feel more spacious.

Tip 3: Looking to add a focal point to a dormer room? Paint the ceiling and short wall in a lighter colour to draw more attention to the gable wall and its interesting shape. It's as simple as that.

Tip 4: Bold colours can elevate a ceiling in unexpected ways, bringing personality and drama. Here Hepburn Blue works a treat with Country White to jazz up this teen bedroom.

Tip 5: Always start your decorating projects with the ceiling and work your way down. We recommend using a matt finish to hide any flaws. Dulux Vinyl Matt or Easycare Washable Matt are both perfect for the task.



EASYCARE WASHABLE MATT



*True greys with no undertone



Entertain new kitchen ideas

WHIP UP A FRESH NEW LOOK FOR THE BUSIEST ROOM IN THE HOUSE WITH EASYCARE KITCHENS.

One of the most versatile living spaces in Irish homes, the kitchen is where families and friends get together. Whether you're cooking, entertaining or helping your kids with homework, it's important to make this room warm and welcoming.

Specially designed to work with the bestselling kitchen unit colours, Easycare Kitchens offers you a contemporary palette of neutrals and calm hues that are washable, grease resistant and available in a matt finish.

If you have timber or painted units, rest assured our stylish selection of colours will help bring out the best in your kitchen. Tea Shop and Pepper Pot displayed here work wonderfully together, the hallmark of perfect kitchen colours, to create an inviting atmosphere.


Less is more when it comes to making this busy space feel less fussy. Shades of grey are ideal for keeping everything simple and serene. Warm Stove pairs well with grey units like Split Stone as shown. Apron Grey as a wall colour complements units in white, navy or dark grey.

EASYCARE KITCHENS



REMEMBER PAINTED WOOD CAN MAKE A BIG DIFFERENCE TO YOUR INTERIORS.

Room for character with woodwork



EASYCARE SATINWOOD




Woodwork offers a great design opportunity. Beautiful results come from coordinating your colour choice for woodwork with your wall colour and the overall scheme of your home.

Architectural features like moulding or trim can captivate once a new colour is applied, giving your chosen room a multi-dimensional quality. Here Perfectly Neutral on the side walls and trim helps frame these beautiful French doors.

Painting your woodwork layers new tones for more character and depth. Easycare Satinwood is water-based with a hard wearing mid sheen finish, making it ideal for the job. Here Quill enhances the romantic mood created by Dreamy Truffle.

If you like bright off white or pale grey walls then consider a dark trim. Here Suspense on the doors and trim adds definition to the entrance, creating an atmospheric space that inspires.





Cool interiors for tots and tweens

COLOURFUL BEDROOMS MAKE FOR MAGICAL CHILDHOODS AS WE SHOW YOU WITH DULUX EASYCARE KIDS.

Changing your mind is part of growing up and developing your style. As kids decide what's cool one week and naff the next, we advise you decorate their rooms with colours they've always liked.


Paint is a transformative and low-cost way to update a child's bedroom. Easycare Kids is washable, stain repellent and in a matt finish, making it a great choice for fairytale interiors.

First Cuddle is the perfect neutral to complement greys such as Stork Feather. Add colourful shapes with circles in Purple Pop and Rainbow Dash using our roller testers. Bring cheerful colours through shelving, chairs or built-in wardrobes.

Painted clouds on ceilings or bold stripes on walls add an element of fun. Visit our YouTube channel for more ideas. Any colour that matches their playful imagination can be mixed into Diamond Eggshell or Diamond Satinwood. So think big!


Subscribe on YouTube [duluxireland](https://www.youtube.com/duluxireland)

EASYCARE KIDS



Zen vibes in the bathroom

UNWIND IN SIMPLE SOPHISTICATION WITH SOOTHING SHADES FROM EASYCARE BATHROOMS.




If you get into a lather even thinking about what to do with your bathroom, relax. Our colour specialists have picked nine versatile colours that support a range of personal styles, to create a blissful space where you can unwind.

Wild Eden can transform an all white bathroom as our before and after shots show. Its fresh botanical tone brings you back to nature while Suspense adds warmth to the cabinet, making this bathroom quite the place for pampering.

Blues have become a popular bathroom choice in recent years. Reminding us of the sea and sky, warm shades like Celestial are ideal for calming the mind and work beautifully with warm neutral floors as shown.

If you want your bathroom to sing with serenity, Moon Sand is an excellent neutral colour that will carry your cares away.


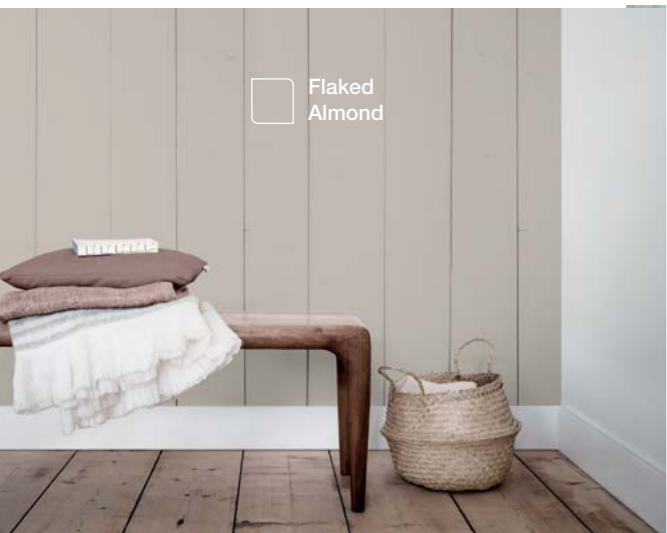
You can even pick a colour outside our Easycare Bathrooms range and have it mixed in Diamond Eggshell, making it perfect for bathroom walls and ceilings. Meanwhile, our Satinwood range is ideal for wood and metal including cast iron baths.



EASYCARE BATHROOMS



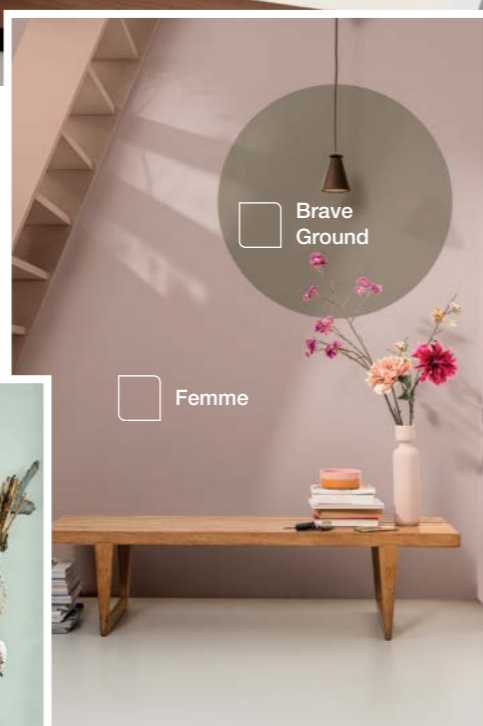
A stylish step forward for hallway décor



DISCOVER INSPIRING NEW WAYS TO CREATE A COLOURFUL ENTRANCE.

The hallway is the first glimpse guests get of your home, making it the ideal place to welcome new colours. An inviting entrance should set a warm mood, create the right impression and leave visitors wanting more.

We suggest you look at a hallway in one of two ways. If you intend having lots of colour in your home, make this entry point a cleansing neutral zone. Or if you have soft or neutral hues throughout your interiors, think of your hallway as an opportunity for colour.



By introducing a vibrant shade, you can make a statement. Since people only pass through a hallway, you can afford to get creative with colour. If you think daring shades may darken this space, fear not. A bold hue will inject atmosphere while a lamp, mirror or pictures will add light.

A hallway is a circulation zone that links to other rooms. Hence it has more wooden trim than any other interior if you count the doors and frames along with the handrails, banisters, spindles and risers that form part of a staircase.

Painting the trim is one great way to embellish your home and deeper colours have grown in popularity in recent years.

Delicate Willow creates a remarkable tonal scheme here with Ha'Penny Grey on the walls. However, if you favour a timeless look, opt for an off white trim. Here Ivory White on the risers, sill and skirting elevates and frames Gatehouse, a classic green that never dates.

Dulux Diamond Eggshell and Diamond Satinwood are durable and stain resistant wood finishes that dry quickly, and are available in any colour.

Colour Guide

FIND THE COLOUR YOU WANT WITH THE BENEFITS YOU NEED

Be inspired by our choice of ready mix colours that are formulated to work with any style of living space. Our circular icons make it easy to check if the colour you like can take care of your needs.

Found your perfect colour and want a specific finish?

Simply get it mixed at your nearest Dulux stockist.

OUR READY MIX RANGE AVAILABLE OFF THE SHELF

			
			
EasyCare Washable Matt For family rooms	EasyCare Kitchens For kitchens	EasyCare Bathrooms For bathrooms	EasyCare Kids For kids bedrooms & playrooms

		
		
Vinyl Matt For all living spaces	Vinyl Soft Sheen For all living spaces	EasyCare Satinwood For wood and metal






























































Testing colour made easy with the Dulux Colour Team

1. Apply two coats of paint to a sheet of card and let it dry.
2. Fold the card in half to see the colour in shadow.
3. Move the card around the room to view it under different lighting.
4. Bring the card with you when shopping for accessories.

Scan this QR code to learn more.



Bright and cheerful

					
Sweet Damson 	Perfect Pink 	Tír na nÓg  	Summer Sun  	Primrose Yellow  	Green Fizz 
					
Purple Pop 	Pretty Pink 	Honey Cream  	Morning Glow  	Pale Primrose  	Calm Spirit 
					
Lovely Lilac  	Powder Room 	Soft Peach  	Moccasin 	Falling Star 	Pearl Green 
					
Scottish Heather 	Delicate Pink 	Warm Cream  	Raw Silk  	Buttermilk  	Lemon Crush 
					
Georgian Cream  	Orchid White  	Cotton Cream 	Raffia Cream 	Biscotti  	Country White 
					
Porcelain 	Original Cream  	Magnolia   	Linen 	Courtyard Cream 	Carte Blanche 
					
Nearly White 	Jasmine White     	Calico 	Abbeylands  	Antique White   	Iced White  
					
Warm White  	Perfectly Neutral   				

Testers to your home

Order a roller tester online at dulux.ie now.



Calm and contemporary



Warm and harmonious



Colour of the year



Find your perfect finish

FOUND YOUR PERFECT COLOUR AND WANT A SPECIFIC FINISH?
SIMPLY GET IT MIXED AT YOUR NEAREST DULUX STOCKIST

Matt

A smooth classic matt finish

Soft Sheen

A delicate mid sheen finish

Eggshell

A traditional lower sheen finish

Satinwood

A subtle mid sheen finish for wood and metal

Gloss

A highly reflective finish for wood and metal

Discover

Explore our other interior ranges such as MixLab and MODA for even more colour choice. Or for exteriors, check out Weathershield by visiting dulux.ie/duluxexteriors now.

Discover the qualities of our ready mix paints

AVAILABLE ON SHELVES IN YOUR LOCAL STORE

Interior Walls & Ceilings

	Stain Repellent & Washable	Matt finish	Coverage: up to 13m ² /L	Dry time of 3 - 5h
	Grease Resistant & Washable	Matt finish	Coverage: up to 13m ² /L	Dry time of 3 - 5h
	Moisture/Mildew Resistant & Washable	Mid Sheen finish	Coverage: up to 14m ² /L	Dry time of 3 - 5h
	Hides Imperfections	Matt finish	Coverage: up to 13m ² /L	Dry time of 2 - 4h
	Less Splatter	Matt finish	Coverage: up to 13m ² /L	Dry time of 2 - 4h
	Wipeable	Mid Sheen finish	Coverage: up to 14m ² /L	Dry time of 2 - 4h

Interior Wood & Metal

	10x Tougher & Scrub Resist Technology	Mid Sheen finish	Water base	Coverage: up to 16m ² /L	Dry time of 4 - 6h
	Tough	Mid Sheen finish	Oil base	Coverage: up to 16m ² /L	Dry time of 16 - 24h
	Quick Drying & Non Yellowing	Mid Sheen finish	Water base	Coverage: up to 16m ² /L	Dry time of 4 - 6h
	Tough	High Sheen finish	Oil base	Coverage: up to 18m ² /L	Dry time of 16 - 24h
	Quick Drying & Non Yellowing	High Sheen finish	Water base	Coverage: up to 13m ² /L	Dry time of 4 - 6h
	Undercoat for High Gloss	Flat finish	Oil base	Coverage: up to 16m ² /L	Dry time of 16 - 24h
	Undercoat for Any Wood & Metal Paint	Matt finish	Water base	Coverage: up to 16m ² /L	Dry time of 4 - 6h

Want your colour in a specific finish?

GET YOUR IDEAL COLOUR MIXED AT YOUR LOCAL DULUX STOCKIST

	High Traffic Areas, Walls & Ceilings	Superior durability, scrubbable, scuff & stain resistant, great touch up & opacity	Scrubbable Matt finish	Coverage: up to 16m ² /L	Dry time of 4 - 6h
	High Traffic Areas, Wood & Metal	Superior durability, scrubbable, scuff & stain resistant, great opacity	Mid Sheen finish	Coverage: up to 12m ² /L	Dry time of 6h
	High Traffic Areas & Woodwork	Superior durability, scrubbable, actively repels stains, great touch up & opacity	Eggshell finish	Coverage: up to 16m ² /L	Dry time of 4 - 6h
	Interior Walls & Ceilings	High opacity, excellent application, finish & touch up	Matt finish	Coverage: up to 17m ² /L	Dry time of 2 - 4h
	Interior Walls & Ceilings	Tough & washable	Mid Sheen finish	Coverage: up to 16m ² /L	Dry time of 2 - 4h
	Interior Wood & Metal	Advanced water based technology, tough & durable finish, great flow & levelling	Mid Sheen finish	Coverage: up to 12m ² /L	Dry time of 4 - 6h
	Interior Wood & Metal	Longer lasting whiteness, great flow & levelling, durable to knocks	High Sheen finish	Coverage: up to 12m ² /L	Dry time of 4 - 6h



If you're not happy with the colour,
coverage or finish... we'll replace it.
That's a promise.



**PERFECT
COLOUR**



**UNIFORM
FINISH**



**COVERAGE
STATED**

Terms and conditions apply. Claims must be made within 6 months of purchase. Proof of purchase required. Colour claims limited to 10L per customer. Manufacturer's tips & instructions must have been followed. The Dulux Promise applies to Dulux; Matt, Soft Sheen, EasyCare Matt, Kids, Kitchens or Bathrooms, or Dulux Trade; Vinyl Matt, Soft Sheen, Diamond Matt, Diamond Satinwood or Diamond Eggshell or Dulux or Dulux Trade product with the Dulux Promise logo on-pack (500ml and larger packs only).

We have reproduced this colour card as accurately as printing will allow. Unfortunately we cannot guarantee an exact colour match, and the colours contained in this guide should not be relied on as such. Please ensure that you use a colour tester on the actual surface to be painted before decorating; the substrate and texture of the surface can change the appearance of the final colour, as can soft furnishings and the shape, size and lighting of the room. If using more than one can of paint of the same colour for a job, always mix them together in a large container before starting. The colour chips in this colour card are not suitable for in-store colour scanning.

Dulux, the Flourish logo, the Dulux dog, Dulux Satinwood, Aquatech, Let's Colour, Easycare, Lumitec, Easycare Kids, Easycare Kitchens, Easycare Bathrooms, Weathershield, Dulux Tailor Made Colour, Dulux Visualizer, Polycell, Polyfilla and distinct colour names are trademarks of AkzoNobel group of companies © and database rights AkzoNobel 2021.

Manufactured in the Republic of Ireland. Ireland's largest quality paintmakers.
Dulux Paints Ireland, Commons Road, Cork.
t 021 422 0222 e marketing@dulux.ie w dulux.ie



recycle

Please recycle this guide
or pass to a friend when
you have finished with it