

our paint icons explained



Water-based



Drying time



Use 2 coats



Stain resistant



Washable

Can't find the colour you're looking for?

Try our colour mixing service. We have 2,000 pre-selected colours available, or bring an item into store and we'll match the colour for you



GoodHome coloured paint guide

See our other paint colour guides in store



We make every effort to ensure perfect colour reproduction, but owing to printing limitations the colours may not match exactly

Front cover:
Walls & ceilings paint
antibes, matt

diy.com



BOOK1588



GoodHome coloured paint

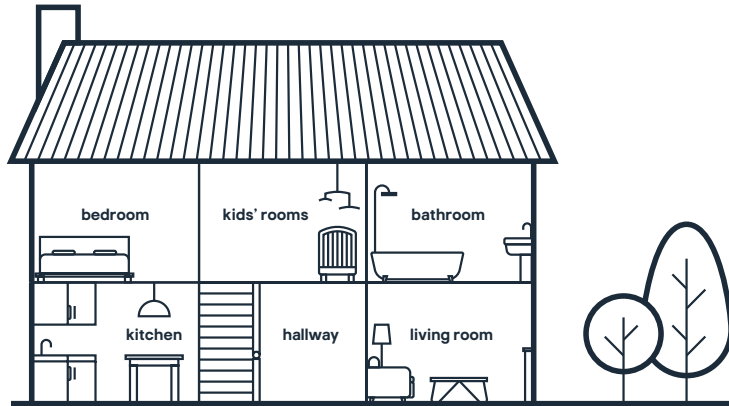
We believe a comfortable home is one built around your personal preferences, and at the same time respecting the character of the house itself.

We've got over 80 colours in our coloured paint range. They've all been carefully selected and developed by our team of style experts so there's something for everyone.

We've made sure our paints will last no matter what room of the house they're in. So our kitchen paints are grease resistant, and our bathroom paints mould and moisture resistant. Our walls & ceilings durable paints are washable and hard-wearing. Perfect for busy areas that need protection against spills, scuffs and sticky little fingers.

We care about you, and the environment. That's why the whole range is water-based and low odour. Not only is it kinder to you, it's also a breeze when it comes to cleaning up, as the paint washes off with water.

the right product for the right room



All 80 colours are available in a matt finish in our walls and ceilings and durable formulations, and also in silk in our walls and ceilings formulation.

- A matt finish is smooth and flat, helping to hide minor imperfections
- A silk finish has a subtle mid-sheen that will reflect some light, ideal for darker rooms



All colours are available in a tester and 2.5L and a selection of colours are also available in 5L



GoodHome walls & ceilings – matt and silk
ideal for use in living rooms and bedrooms



GoodHome walls & ceilings durable – matt
ideal for use in hallways and kids' rooms





GoodHome kitchen – matt
ideal for rooms prone to grease and stains





GoodHome bathroom – soft sheen
ideal for rooms with high humidity

choose the right paint for your needs

We have a wide range of paints to suit your project.

	GoodHome walls & ceilings	GoodHome walls & ceilings durable
		
	Tester, 2.5L & 5L	Tester, 2.5L & 5L
Number of coats	2*	1-2*
Low odour	●	●
Wipeable	●	●
Washable	○	●
Stain resistant	○	●
Also suitable for wood & metal (with a suitable primer)	○	●

	GoodHome kitchen	GoodHome bathroom
		
	Tester & 2.5L	Tester & 2.5L
Number of coats	2*	2*
Low odour	●	●
Wipeable	●	●
Washable	●	●
Stain resistant	●	●
Mould resistant	○	●
Moisture resistant	○	●
Grease resistant	●	○

* Number of coats will vary depending on paint colour, surface condition and painting tools. To confirm the above information visit www.diy.com



Walls & ceilings paint
ottawa, matt

whites


Coloured whites instantly brighten up any room. Crisp, cool and classic. The perfect background for neutral and even brighter items of furniture.

All 80 colours are available in a matt finish in both our walls and ceilings and durable formulations, and also in a silk finish in our walls and ceilings formulation.

(B) = Bathroom (K) = Kitchen (G) = Glitter



north pole (B) (K)




toronto (B) (K)




ottawa (B) (K)



alberta (B) (K)




juneau




valdez



fairbanks (G)



quebec (K)



whistler (B) (K)



vancouver (B)




Bathroom paint
mérida, soft sheen

neutrals


Calming and comforting, warm neutral tones help you unwind after a long day. Beiges and browns bring wooden decor to life whilst grey undertones add a luxurious focal point to your room.

All 80 colours are available in a matt finish in both our walls and ceilings and durable formulations, and also in a silk finish in our walls and ceilings formulation.


(B) = Bathroom (K) = Kitchen (G) = Glitter




mérida (B)




cancún (B) (K)




puebla




tijuana (K) (G)




são paulo




rosario




caracas (K)



chiapas




san jose




santiago (K)

neutrals


ⓑ = Bathroom Ⓚ = Kitchen ⓖ = Glitter




santa fe ⓑ Ⓚ




cartagena




barranquilla




buenos aires ⓑ




santo domingo




mendoza



córdoba



manzanillo



bogotá

Can't decide which colour?

Pick up a tester in store or online to try at home

Colour availability may vary by store



Walls & ceilings durable paint
córdoba, matt




Top section: walls & ceilings paint, hamptons, matt
 Bottom section: walls & ceilings paint, cincinnati, matt

greys


Greys are chic and timeless. Clean and fresh, creating the perfect spot for peace and relaxation. Pair or match tones together, or use one shade as a standalone feature.

All 80 colours are available in a matt finish in both our walls and ceilings and durable formulations, and also in a silk finish in our walls and ceilings formulation.


Ⓟ = Bathroom Ⓚ = Kitchen Ⓤ = Glitter




hamptons Ⓟ Ⓤ




minneapolis Ⓟ




cincinnati




brooklyn Ⓟ Ⓚ



delaware Ⓟ Ⓚ Ⓤ




princeton Ⓚ




liberty

greys


Ⓟ = Bathroom Ⓚ = Kitchen Ⓤ = Glitter




hempstead Ⓟ Ⓚ




melville Ⓟ Ⓚ




manhattan Ⓤ




philadelphia




cleveland Ⓟ




hamilton Ⓟ Ⓚ



huntington



long island



chester

Can't find the colour you're looking for?

Try our colour mixing service. We have 2,000 pre-selected colours available, or bring an item into store and we'll match the colour for you



Walls & ceilings paint
philadelphia, matt



our **GoodHome** furniture paint is available in complementary colours so you can create a harmonised look in your home


Walls & ceilings durable paint
marseille, matt

blues

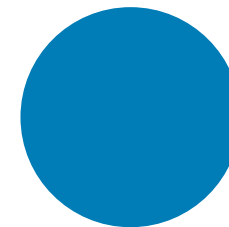
Icy tones and warming hues make up our blue colour palette. There's so much you can do with blue. From making small spaces seem larger or adding vibrancy that'll have you dreaming of tropical beaches.

All 80 colours are available in a matt finish in both our walls and ceilings and durable formulations, and also in a silk finish in our walls and ceilings formulation.


(B) = Bathroom (K) = Kitchen (G) = Glitter




fréjus




menton




valbonne




toulon (B)




monaco (K)




vence (B)



nice (B)



marseille (B)



antibes (K)




Walls & ceilings durable paint
galway, matt

greens

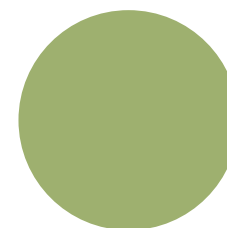
We've zesty and vibrant shades of green to inspire you. Express your style with olive tones, or choose a minty fresh colour scheme to energise your room.

All 80 colours are available in a matt finish in both our walls and ceilings and durable formulations, and also in a silk finish in our walls and ceilings formulation.


Ⓟ = Bathroom Ⓚ = Kitchen Ⓤ = Glitter




galway Ⓟ




greenhills




cabra




limerick Ⓚ




clontarf Ⓟ



artane Ⓚ



kilkenny Ⓟ



milltown Ⓚ




Walls & ceilings paint
kyoto, silk

pinks and purples


Make bolder choices with strong purples and pinks to add character to your home. Choose from dusty tones to bright shades, playful pinks and lavish purples.

All 80 colours are available in a matt finish in both our walls and ceilings and durable formulations, and also in a silk finish in our walls and ceilings formulation.


(B) = Bathroom (K) = Kitchen (G) = Glitter




kyoto (G)




hyogo




himonya (G)



hokkaido (G)



shizuoka



magome

Can't decide which colour?

Pick up a tester in store or online to try at home

Colour availability may vary by store






Kitchen paint
fulham, matt

reds


Ignite energy and passion with warming tones of red. Make a muted colour scheme pop and it will ooze with sophistication.

All 80 colours are available in a matt finish in both our walls and ceilings and durable formulations, and also in a silk finish in our walls and ceilings formulation.


(B) = Bathroom (K) = Kitchen (G) = Glitter




westminster




fulham (K)




pimlico



chelsea



kensington



mayfair (K)

Can't find the colour you're looking for?

Try our colour mixing service. We have 2,000 pre-selected colours available, or bring an item into store and we'll match the colour for you






Walls & ceilings durable paint
gran via, matt

yellows and oranges


When it's gloomy outside, our yellows and oranges bring the sunshine indoors. Deep and passionate oranges give your guests the welcome they deserve whilst golden yellows add a gentle softness.

All 80 colours are available in a matt finish in both our walls and ceilings and durable formulations, and also in a silk finish in our walls and ceilings formulation.


(B) = Bathroom (K) = Kitchen (G) = Glitter




andalusia




gran via




chueca (K)



granada



valencia



aravaca

Can't decide which colour?

Pick up a tester in store or online to try at home

Colour availability may vary by store







Main wall: walls & ceilings paint, hamptons, matt
Detail: feature walls paint, delaware, glitter effect

feature walls glitter effect


Make your walls stand out with glitter paints that'll bring a sparkle to your eyes. You can even find the matching shade in our colour paint range to add the final touches.




hamptons




delaware




kyoto




himonya




hokkaido



manhattan



tijuana



fairbanks


Please note due to printing limitations the colour swatches are only a representation of the glitter effect. These paints are supplied with real glitter.




Main wall: walls & ceilings durable paint, philadelphia, matt
 Detail: feature walls paint, bel air, metallic effect

feature walls metallic effect


Make light bounce off walls with our bold metallics. The perfect choice for accent walls, your room will softly glow.




long beach




santa cruz




coachella




beverly hills



bel air




pasadena



laguna beach


kitchen paint

We have carefully selected key colours from our walls & ceilings palette that complement kitchens. Ideal for rooms prone to grease and stains, our kitchen paint comes in a matt finish to hide minor imperfections.



bathroom paint


We have carefully selected key colours from our walls & ceilings palette that complement bathrooms. Ideal for rooms with high humidity, our bathroom paint comes in a soft sheen finish for easy cleaning.



how to complete your paint project

Test your colour

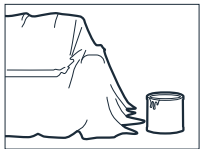
When you've chosen a colour, paint out a tester pot onto A4 paper to see how the colour works in your space. Move it around on each wall and look at it at different times of the day to see how the colour is affected by the light.



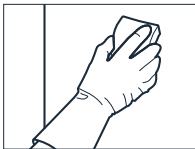
Prepare

Tools you'll need:

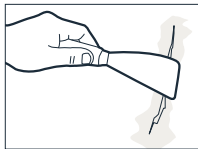
- Sugar soap
- Dust sheets
- Masking tape
- Interior filler
- Filling knife
- Sand paper



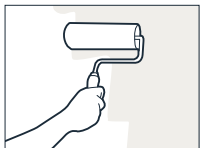
1
Cover nearby furniture and surfaces



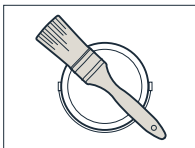
2
Clean the walls



3
Fill any holes and cracks and use masking tape to protect adjoining surfaces



4
Use a primer on stained or new surfaces

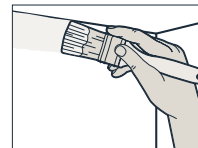


5
You're ready to paint

Paint

Tools you'll need:

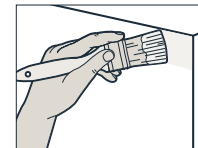
- Paint brushes
- Paint roller
- Paint trays



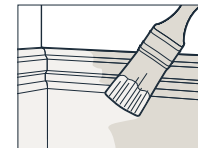
1
Begin by cutting in around the edges of the room



2
Work out from the edges using the 'W' technique



3
Brush where you can't roll



4
Paint your skirting boards last

Finish

Tools you'll need:

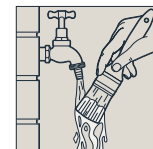
- Dust pan and brush
- Paper roll



1
Ensure you leave the correct drying time between coats to achieve the best colour



2
Reseal any remaining paint cans and store according to instructions. **Do not empty down the drain**














































































3
If water-based paints are used, clean brushes with soapy water



Walls & ceilings paint
milltown, matt



Ⓟ = Bathroom Ⓚ = Kitchen Ⓤ = Glitter

 vancouver Ⓟ	 hempstead Ⓟ Ⓚ	 whistler Ⓟ Ⓚ	 toulon Ⓟ	 north pole Ⓟ Ⓚ	 alberta Ⓟ Ⓚ	 toronto Ⓟ Ⓚ	 juneau	 kyoto Ⓤ	 fairbanks Ⓤ	 valdez	 cancún Ⓟ Ⓚ	 chiapas	 ottawa Ⓟ Ⓚ
 philadelphia	 melville Ⓟ Ⓚ	 hamptons Ⓟ Ⓤ	 monaco Ⓚ	 clontarf Ⓟ	 galway Ⓟ	 andalusia	 granada	 hyogo	 quebec Ⓚ	 buenos aires Ⓟ	 santa fe Ⓟ Ⓚ	 san jose	 mérida Ⓟ
 huntington	 brooklyn Ⓟ Ⓚ	 minneapolis Ⓟ	 fréjus	 artane Ⓚ	 greenhills	 cabra	 valencia	 himonya Ⓤ	 hokkaido Ⓤ	 santo domingo	 cartagena	 puebla	 tijuana Ⓚ Ⓤ
 cleveland Ⓟ	 manhattan Ⓤ	 delaware Ⓟ Ⓚ Ⓤ	 menton	 nice Ⓟ	 limerick Ⓚ	 gran via	 aravaca	 chelsea	 shizuoka	 córdoba	 são paulo	 rosario	 caracas Ⓚ
 long island	 hamilton Ⓟ Ⓚ	 cincinnati	 valbonne	 marseille Ⓟ	 kilkenny Ⓟ	 santiago Ⓚ	 westminster	 fulham Ⓚ	 magome	 manzanillo	 barranquilla		
 chester	 princeton Ⓚ	 liberty	 vence Ⓟ	 antibes Ⓚ	 milltown Ⓚ	 chueca Ⓚ	 pimlico	 kensington	 mayfair Ⓚ	 bogotá	 mendoza		