

SUMMER HOSTING: HOW TO CREATE A CELEBRITY-INSPIRED OUTDOOR KITCHEN ON A BUDGET

- Outdoor kitchens are having a major moment with the likes of Serena Williams, James Martin and even David Beckham all jumping on the trend.
- But cooking alfresco doesn't need to a celebrity price tag - from pizza ovens to pergolas, fire pits to full kitchen set ups, Brits can find affordable options at B&Q.
- B&Q's Seasonal Buyer, Rory Parkes, has revealed his top tips turning any garden into a stylish, sociable space perfect for summer hosting
- It comes as B&Q's sell out Cucino all-year outdoor kitchen is **BACK IN STOCK** – helping customer get a sleek outdoor set up, without the premium price tag



July 2025: If you can't handle the heat(wave), get out of the kitchen and into the garden.

With summer in the UK already proving a scorcher, there's no better time to make the most of outdoor living - and that includes cooking alfresco.

Outdoor kitchens are having a major moment, with celebrities like [James Martin](#) and [Serena Williams](#) transforming their gardens into stylish, fully equipped cooking spaces. Even David Beckham has jumped on the trend, and set the bar high with the set up that was featured in his Netflix show - complete with a huge grill and [Ninja appliances](#).

On TikTok, outdoor cooking is going viral too, with influencers racking up millions of views for their garden feasts, proving this trend is here to stay.

As the garden increasingly becomes the 'fifth room' of the house, more people are embracing it as an extension of their living space; not just for lounging, but for dining and entertaining too.

From pizza ovens to pergolas, BBQs to bistro sets, B&Q has everything shoppers need to create their perfect outdoor set up. For those that want to truly take family dining and alfresco dinner parties to the next level, B&Q also offers a full outdoor kitchen set up as part of its Cucino range. With plenty of space for food prep and storage this really is the ultimate entertaining set up. And with prices starting at just £160 per cabinet, customers can create a sleek outdoor space but without the celebrity price tag,

To help Brits get the look, B&Q's Seasonal Buyer, Rory Parkes, has unveiled a comprehensive how-to guide and his top product picks.

Rory says: "With summer in full swing and warm summer evenings making us want to make the most of our outdoor space, now's the perfect time to move your cooking outside. Whether you're keeping it

simple with a barbecue or going all out with a full outdoor kitchen, B&Q offers everything you need to create your ideal outdoor cooking space, whether it's for an easy dinner or entertaining friends and family."

Rory's top product picks












Transform outdoor space into the ultimate entertaining spot with the new [Cucino](#) outdoor kitchen range. The four modular units are sold separately so customers can build a kitchen to suit their space. Choose to keep it simple with a couple of double cabinets, or create a spacious U or L-shaped set up – just add in your chosen gas BBQ or cooking appliances and it's good to go.

Each cabinet comes with roomy internal shelves, perfect for drinks, barbecue tools or outdoor dinnerware. Three of the cabinets also feature wood-effect worktops for food and drop prep and an extra metal shelf to keep herbs, spices and utensils close by.

Designed for year-round use, the Cucino range is crafted from heavy-duty steel, with a durable coating and even adjustable feet to keep it stable on uneven ground.

Cabinets range in price from £160 - £200
(BBQ not included)



<u>GoodHome Pondera Black Charcoal BBQ</u> £70	<u>GoodHome Attaia Black 3 Burner Gas BBQ</u> £400	<u>Weber Spirit Black 3 burner Gas BBQ</u> £600
		
<u>Klikstrom Alizé Square Pergola (W)3m x (D)2.9m x (H)2.33m</u> £375	<u>GoodHome Galini Moonless Night Metal 4-Seater Bar Set</u> £250	<u>GoodHome Omalos Beige Rattan effect Egg chair</u> £225
		
<u>La Hacienda Olivia Biofuel Tabletop Heater</u> £30	<u>Gold effect Solar-powered Integrated LED Outdoor Hanging lantern, Set of 3</u> £6	<u>Low Smoke Steel Matt Black Firepit</u> £150
		
<u>GoodHome Elos Beige 6-Seater Modular Corner Garden furniture set</u> £975	<u>Umatilla Rattan Effect Solar-Powered LED Hanging lantern</u> £19	<u>Smart Garden Alfresco Red, Pink & Yellow Zig Zag Outdoor Rug</u> £12.50

Rory's tips on creating your own outdoor kitchen

1. Plan Your Space Wisely

Think carefully about where your outdoor kitchen will go. Consider sunlight, wind direction, privacy from neighbours, and proximity to your home. Make sure there's enough room for cooking, dining, and relaxing comfortably.

Rory's top tips

- Don't put your cooking zone too near garden gates or paths where kids or pets run
- Check your garden at different times of day; a spot that's shady at lunch may be in full sun by dinner!
- Including space for pots of herbs or edible plants can enhance the outdoor cooking experience with fresh, home-grown ingredients.

2. Pick Materials and Furniture That Suit Your Style and Budget

Select materials that can withstand the elements while complementing your garden's style. Pressure-treated timber, reclaimed brick, or stone are all solid choices. Don't be afraid to mix materials for character - as long as they're built to last outdoors!

Rory's top tips

- Combine tough surfaces like heat-proof granite or concrete around the grill and softer timber or recycled composites in seating zones to give contrast.
- Choose tiles or pavers that are suitable for outdoor use and have a textured, non-slip finish if you're near a sink - especially important if you have kids or pets.
- Opt for B&Q's outdoor kitchen range - as all the furniture is modular, it makes it easy to mix and match depending on your style and garden layout.

3. Build a Solid, Functional Structure

A strong foundation is essential. Whether you opt for a timber frame, brick construction or something ready-made, ensure it is level, secure, and suitable for the weight of your appliances. Use proper fixings and outdoor-rated finishes to extend its lifespan.

Rory's top tips

- Opt for stainless steel bolts and brackets, which won't rust and stain your timber or stonework.
- Avoid putting heavy BBQs over drain covers or utility access panels, as you may need access someday.

4. Choose the Right Cooking Equipment

Tailor the cooking zone to suit lifestyle and space. A quality hybrid barbecue or pizza oven covers most needs, but for those who entertain often, consider adding a sink, prep area, or even a fridge. Always use certified outdoor appliances and plan plumbing and electrics from the start. If using gas, it's also worth checking out [B&Q's Flo-Gas services](#) to ensure everything is set up safely and correctly.

Rory's top tips

- Know how to work your BBQ, larger grills will give you the opportunity to grill, bake and roast!
- Look at dual-fuel BBQs (gas/charcoal) so you can switch up your cooking style without needing extra gear.
- Keep your BBQ well away from doors and windows, ensure good airflow (avoid enclosed or tucked-away spots), use the correct gas, and always turn it off properly.

5. Add the Finishing Touches

This is where functionality meets flair. Add lighting for ambience and visibility, weatherproof furniture for lounging, and soft furnishings like rugs and cushions to blend the space into your garden. A canopy or pergola with a retractable roof also helps make the area usable in all seasons, allows the choice between sun and shade.

Rory's top tips



- Pick cushions, rugs and throws that are made for the outdoors so they dry quickly and withstand the weather.
- If you add a pergola or canopy, leave at least 1m clearance above heat sources to allow cooking smoke to escape.

Next day Click & Collect delivery is available on many products for a convenient shopping experience. B&Q Club members enjoy rewards every time they shop, helping them create a home they love.

ENDS

Notes to editors:

For more information, images and sample requests, please contact:

b-and-q@wearetheromans.com

About B&Q:

B&Q is the UK's leading home improvement and garden living retailer with over 300 stores throughout the UK and Ireland, offering great prices, with over 700,000 products available to order at diy.com for home delivery or click and collect.

For trade professionals, B&Q TradePoint offers exclusive membership to those in trades such as electricians, plasterers, fitters, plumbers, roofers, decorators, joiners, tilers, builders, landscapers and facilities and maintenance professionals. TradePoint members have exclusive access to dedicated TradePoint counters at around 200 B&Q stores as well as to [Tradepoint.co.uk](https://www.tradepoint.co.uk).

B&Q launched the UK's first home improvement marketplace in March 2022, adding additional choice for consumers. The marketplace offers a unique, integrated experience with in-store returns for many products and Click + Collect options being explored.

Their team of more than 21,000 colleagues of all ages are respected nationwide for providing great home improvement help to customers. They're the beating heart of B&Q and their iconic orange aprons are worn with pride.

Every year, more than 20 million people improve their homes and make life better with B&Q, and every year the company achieves ever-higher standards for sustainable operations and sourcing, and supports our local communities, including funding B&Q Foundation grants and Shelter's DIY Skills Advisors. For more information on our community initiatives visit diy.com/corporate/community or to read our Build a Life Project annual report visit diy.com/responsible-business

B&Q is part of Kingfisher plc, the international home improvement company, operating 2,000 stores in 8 countries across Europe.

Follow B&Q on LinkedIn