



EXPERT REVEALS TIPS & EASY HACKS FOR SECURITY-PROOFING HOMES THIS WINTER, AS NIGHTS GET LONGER

- As clocks go back and darker evenings set in across the UK, homeowners are taking extra steps to secure their properties with searches for 'Ring Doorbells' skyrocketing
- B&Q's Head of Building & Technical, Laura Nicholson, has shared her easy hacks and tips to protect homes over the colder months, with some top product picks to ensure peace of mind
- All B&Q home security products are available in-store and online now at [diy.com](https://www.diy.com), and more security advice is available on [B&Q's advice page](#)

20 OCTOBER 2025: As the nights draw in and the clocks go back, longer hours of darkness mean homes can be more vulnerable. In fact, burglary rates typically peak during the autumn and winter months*, and searches for 'Ring Doorbells' skyrocketed this month**. With this in mind, B&Q is helping homeowners take control with simple, effective, and affordable solutions that improve security and peace of mind.

B&Q's Head of Building & Technical, Laura Nicholson, has shared her expert advice on how to use smart technology, lighting, and even plants to protect homes and deter unwanted visitors this autumn and winter. From motion-activated lights to video doorbells and smart plugs, Laura explains how strategic placement and modern electrical solutions can make a tangible difference.

Laura Nicholson, Head of Building & Technical at B&Q, says: *"Gone are the days when home security was just about locks and alarms with the advent of more modern, smarter home technology. That being said, you can't go wrong with a good lock and alarm; I always recommend layering your defences, with motion lights to deter, smart cameras to detect, and smart plugs or lights to give the impression that someone is home. Even combining lighting with natural barriers, such as adding a thorny hedge beneath a motion sensitive light, can make a real difference. With today's easy to use, affordable smart devices, it has never been simpler to stay connected and in control of your home's security."*

LAURA'S TOP TIPS FOR IMPROVING HOME SECURITY THIS AUTUMN / WINTER

1. Keep an eye on your home, wherever you are

Laura says: *"Smart security cameras are one of the easiest ways to stay connected to your home. Position cameras near main points of entry like front and back doors, but avoid direct angles into bedrooms or private spaces for your own comfort. When purchasing cameras, look for features like motion-triggered recording, infrared night vision, and two-way audio - these*



features mean that you can check in both during the day or at night. For larger homes, consider placing cameras in areas like driveways or side alleys that might be less visible from the street.”

2. Light up your outdoor spaces strategically

Laura says: *“Dark areas around a property are ideal for any intruders to operate in without being seen. Motion-sensitive lights are a simple, affordable solution, but placement is key here - install lights near entry points such as front and back doors, garages, and even down driveways. It’s always a good tip to aim them towards pathways rather than windows to avoid shining bright lights directly into bedrooms. This not only deters unwanted visitors, but also makes it safer and easier to navigate your home after dark.”*

3. Use natural barriers wisely

Laura says: *“Dense shrubs and hedges can act as a natural deterrent, whilst also enhancing the way your garden looks. Plant thorny varieties like Osmanthus, Pyracantha, Chaenomeles, Berberis, or Ilex along boundaries or beneath windows - even the look of a spiky bush is likely to deter an intruder. Make sure to keep them out of the line of sight of your security cameras and lighting to maintain a clear view of your home’s approaches”.*

4. See who is at your door

Laura says: *“Smart video doorbells are a small investment with a big impact. It may seem as though these are fairly high-tech, having only come onto the scene in the past few years, however the price of most smart doorbells is really reasonable. When installing them, position them at eye level near your main entrance, and make sure they’re angled to capture anyone approaching. Their instant motion alerts let you see, speak to, and hear visitors in real time, which has many uses whether you’re upstairs or on holiday abroad. Just make sure they don’t face direct sunlight, or you could be affecting the image quality.”*

5. Protect outdoor buildings electronically and physically

Laura says: *“Sheds and garages are often overlooked, but they can be where you keep expensive outdoor equipment, and so you don’t want to leave them vulnerable. Strong locks, reinforced doors, and alarms are essential, but electronic solutions like motion-triggered lights or cameras can provide an extra layer of protection too. Much like with your house itself, position lights to illuminate dark corners and cameras to cover access points, without creating blind spots. Depending on your outbuildings location, this can also help you keep an eye on your property too.”*







6. Keep spare keys safe and accessible

Laura says: *“A wall-mounted key safe with a reinforced body and access code is far more secure than the traditional ‘under the plant pot’ approach. Install it close to a frequently used entrance, but out of direct line of sight from the street, ensuring that it is convenient for those who need it, without compromising on safety.”*




7. Take note from 'Home Alone'

Laura says: "Smart plugs and lights are a simple solution to make a property feel lived-in. When you're going to be away from home for a longer period of time, schedule lamps or connect them to motion sensors so that they turn on automatically, or control them remotely from your phone. Strategically placing smart lights or plugs like this near windows that are visible from the street can give the impression that somebody is home, much like Kevin does in Home Alone!"

See Laura's top security picks below:

LAURA NICHOLSON'S TOP PICKS		
		
<u>Luceco Prysm Black Battery & Solar-Powered LED Light</u> £10	<u>Ring 2nd Gen Wireless Indoor Smart Camera, Pack of 2</u> £69	<u>Ring (3rd Gen) Satin Nickel Wireless Video doorbell</u> £95
		



Yale HSA YAK-HSA6700 Intruder alarm kit, 6 piece £149	Osmanthus Heterophyllus Goshiki 9cm Potted Plant x 3 £21.99	Tapo Smart Compact Plug 240V, Pack of 4 £32
		
Master Lock Reinforced Security 4 Digit External Key Safe £30	Smith & Locke Steel Cable Lock £15.38	Dark Green Box-Leaved Holly Shrub Plant Ilex Crenata 2L Pot 20cm ball £45.99

More advice and product suggestions are available on the [diy.com](https://www.diy.com) website, including [B&Q's Home Security & Safety](#) pages. All items are available in-store at B&Q and online now. Next day click and collect delivery is available on many products, and B&Q Club members enjoy rewards every time they shop.

Notes for editors:

*<https://www.eurocell.co.uk/blog/the-cities-most-affected-by-burglaries>

**<https://trends.google.com/trends/explore?geo=GB&q=Ring%20doorbell>

About B&Q:

B&Q is the UK's leading home improvement and garden living retailer with over 300 stores throughout the UK and Ireland, offering great prices, with over 2 million products available to order at [diy.com](https://www.diy.com) for home delivery or click and collect.

For trade professionals, B&Q TradePoint offers exclusive membership to those in trades such as electricians, plasterers, fitters, plumbers, roofers, decorators, joiners, tilers, builders, landscapers and facilities and maintenance professionals. TradePoint members have exclusive



access to dedicated TradePoint counters at around 200 B&Q stores as well as to [Tradepoint.co.uk](https://tradepoint.co.uk).

B&Q launched the UK's first home improvement marketplace in March 2022, adding additional choice for consumers. The Marketplace offers a unique, integrated experience with in-store returns for many products and, as of July 2025, Click + Collect options too. B&Q's Marketplace at diy.com offers over 2 million products from over 2,000 third-party sellers alongside products for sale from B&Q.

Their team of more than 20,000 colleagues of all ages are respected nationwide for providing great home improvement help to customers. They're the beating heart of B&Q and their iconic orange aprons are worn with pride.

Every year, more than 20 million people improve their homes and make life better with B&Q, and every year the company achieves ever-higher standards for sustainable operations and sourcing, and supports our local communities, including funding B&Q Foundation grants and Shelter's DIY Skills Advisors. For more information on our community initiatives visit diy.com/corporate/community or to read our Build a Life Project annual report visit diy.com/responsible-business

B&Q is part of Kingfisher plc, the international home improvement company, operating over 1,900 stores in 7 countries across Europe.

[Follow B&Q on LinkedIn](#)