



B&Q LAUNCHES CURATED RANGE OF KITCHEN GARDEN PRODUCTS IN RESPONSE TO BOOM IN 'GROW YOUR OWN'

- With over 144.9M TikTok videos and Google searches for 'vegetable garden' peaking in April every year, it's clear the nation is ready to create their own kitchen gardens
- 'Grow Your Own' Expert, Mark Sage, is offering a guide filled with tips for beginner gardeners looking to plant their first vegetable garden this year
- B&Q is offering 3 for 2 on Verve seeds on [diy.com](https://www.diy.com), meaning there's no better time to pick produce and embrace the 'grow your own' trend

12th May 2025: With over 144.9M TikTok videos* and Google searches for 'vegetable garden' peaking in late April every year for the past 5 years**, it is clear the nation is eager to take advantage of the sun to start their own vegetable patch this spring.

To help people get started, **B&Q's 'Grow Your Own' Expert, Mark Sage** has unveiled a comprehensive guide filled with tips on the easiest produce for beginners to grow and how to grow them, to help budding gardeners make the most of the coming warm weather.

With 3 for 2 on Verve seeds, there's no better time for budding gardeners to grow their own herbs and vegetables for their dining tables this summer.




Mark says: "There's no fresher food than the fruit and vegetables you grow in your own garden, just metres from your kitchen. Not only does this fresh food taste better, but there's also the sense of accomplishment that comes with eating your home-grown produce. By following this simple guide, you'll end up with a thriving vegetable patch and herb garden that not only elevates your cooking, but also adds beauty and a pleasant aroma to your space."

Mark top tips:

1) Plan your space

For any gardening project, planning is essential. Think about the size of your space, consider if you have room for three or four different types of produce, or if it is better to start smaller with one vegetable and some herbs. Once that is decided, start by choosing a sunny, easily accessible spot near your kitchen. Sketch out a simple design that fits your available area, whether it's an in-ground plot, [raised bed](#), [hanging basket](#), [planter](#), or a [seed tray](#). For a larger plot, a classic technique is to divide your space into four sections, and be sure to [label](#) each accordingly. Focusing on a well-planned layout ensures your produce gets the sunlight and space it needs to thrive.




Mark's picks:

		
<u>Verve Large Pine & Steel Rectangular Raised Bed Kit</u>	<u>Keter Signature Brown Rectangular Planter</u>	<u>Verve Grey Seed Tray</u>
£35	£99	£4

2) Grow what you love




Focus on vegetables that you use most in your cooking. Some of the easiest vegetables to grow include [tomatoes](#), [carrots](#), and [courgettes](#), and better yet, now is the perfect time to plant these to harvest in late summer. Seasons are always important to consider, so have a look at the packet of seeds for the best dates to grow your chosen produce, and there are several [growing guides on B&Q](#) that will help with a specific step-by-step for each product. Furthermore, there's 3 for 2 on Verve seeds at B&Q at the moment, so now is the perfect time to pick these up and get planting!

Additionally, consider regrowing kitchen scraps to maximise your harvest. For instance, you can regrow [leeks](#) and [spring onions](#) by placing the root ends in a shallow dish of water on a sunny windowsill. Change the water every few days, and within a week, you'll notice new growth. Once the shoots are long enough, transplant them into your kitchen garden. This method not only saves money but also reduces food waste.

Mark's picks:		
		
<u>Verve Tomato 'Gardener's Delight' Vegetable Seeds</u>	<u>Carrot 'Early Nantes 5' Vegetable Seeds</u>	<u>Verve Courgette 'Nefryt F1' Vegetable Seeds</u>
£2.50	£1.70	£3.50

3) Choose your herbs

Alongside your vegetable collection, another necessary part of growing a tasty kitchen garden is picking herbs - [basil](#) and [coriander](#) are great first picks, but much like your veg, consider the seasons and what you use in the kitchen. Sow your seeds, lightly cover them with a thin layer of compost, and leave about a [trowel's](#) width of space between each plant. Growing herbs is perfect for beginners and children, and if you want something even easier, you can even repot supermarket herbs. Planting herbs is also a great opportunity to bring sensory decor into the home; ensure you're planting the herbs in pots that are suitably sized, whilst also fitting your interior decor. If done right, your herbs will bring new elements of taste, smell, and aesthetics to your kitchen.




Mark's picks:		
		
Verve Basil Herb Seeds £2.20	Verve Coriander Herb Seeds £2.20	Magnusson Trowel £4.50

4) Choose the right food for your plants

A successful garden starts with healthy soil. You can help ensure that your garden thrives with [compost](#) or organic fertilizers that will give your vegetables and herbs the nutrients they need for robust growth. Consider your crop's needs here too: carrots thrive in loose, deep, sandy soil, whilst tomatoes will do best when given some extra compost. Try out some plant food such as B&Q's [tomato plant feed](#), or go for a [plant feed](#) that is rich in seaweed for healthy growth, and has nutrients optimised for all plant, compost, and soil types.

Mark's picks:



		
<u>Verve Peat-free Multi-purpose Compost 50L</u>	<u>Verve Tomato Liquid Plant feed 1.5L</u>	<u>Westland Boost Universal Liquid Plant feed 1L</u>
£6.00	£6.00	Was £6.00, Now £5.50

All items are available in-store at B&Q and online now. Next day click & collect delivery is available on many products for a convenient shopping experience and B&Q Club members enjoy rewards every time they shop - helping them to create a home they love. For more information visit: www.diy.com.

ENDS

Notes to editors:

Media contact: b-and-q@wearetheromans.com

*<https://trends.google.com/trends/explore?date=today%205-y&q=vegetable%20garden>

**<https://www.tiktok.com/channel/Vegetable-garden?lang=en>

About B&Q:

B&Q is the UK's leading home improvement and garden living retailer with over 300 stores throughout the UK and Ireland, offering great prices, with over 700,000 products available to order at diy.com for home delivery or click and collect.

For trade professionals, B&Q TradePoint offers exclusive membership to those in trades such as electricians, plasterers, fitters, plumbers, roofers, decorators, joiners, tilers, builders, landscapers and facilities and maintenance professionals. TradePoint members have exclusive access to dedicated TradePoint counters at around 200 B&Q stores as well as to Tradepoint.co.uk.

B&Q launched the UK's first home improvement marketplace in March 2022, adding additional choice for consumers. The marketplace offers a unique, integrated experience with in-store returns for many products and Click + Collect options being explored.



Their team of more than 21,000 colleagues of all ages are respected nationwide for providing great home improvement help to customers. They're the beating heart of B&Q and their iconic orange aprons are worn with pride.

Every year, more than 20 million people improve their homes and make life better with B&Q, and every year the company achieves ever-higher standards for sustainable operations and sourcing, and supports our local communities, including funding B&Q Foundation grants and Shelter's DIY Skills Advisors. For more information on our community initiatives visit diy.com/corporate/community or to read our Build a Life Project annual report visit diy.com/responsible-business

B&Q is part of Kingfisher plc, the international home improvement company, operating 2,000 stores in 8 countries across Europe.

Follow B&Q on [LinkedIn](#)